

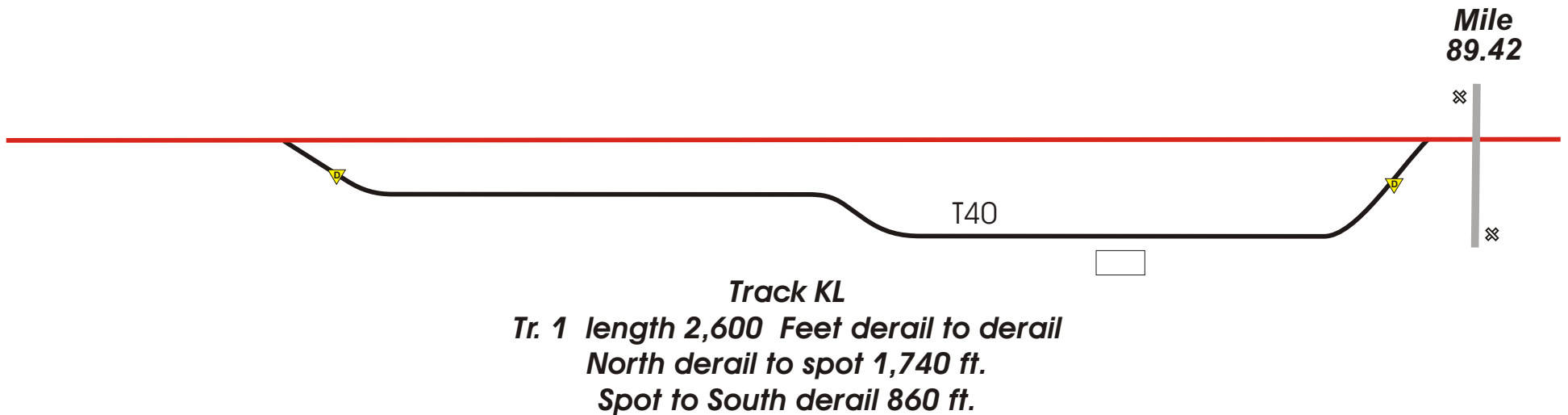
**SASKATCHEWAN  
SERVICE AREA  
Melfort Sub.**



**NORTHWARD**  
**To Naicam**

**LeRoy 6678**

**SOUTHWARD**  
**To Lanigan**



MEL 52

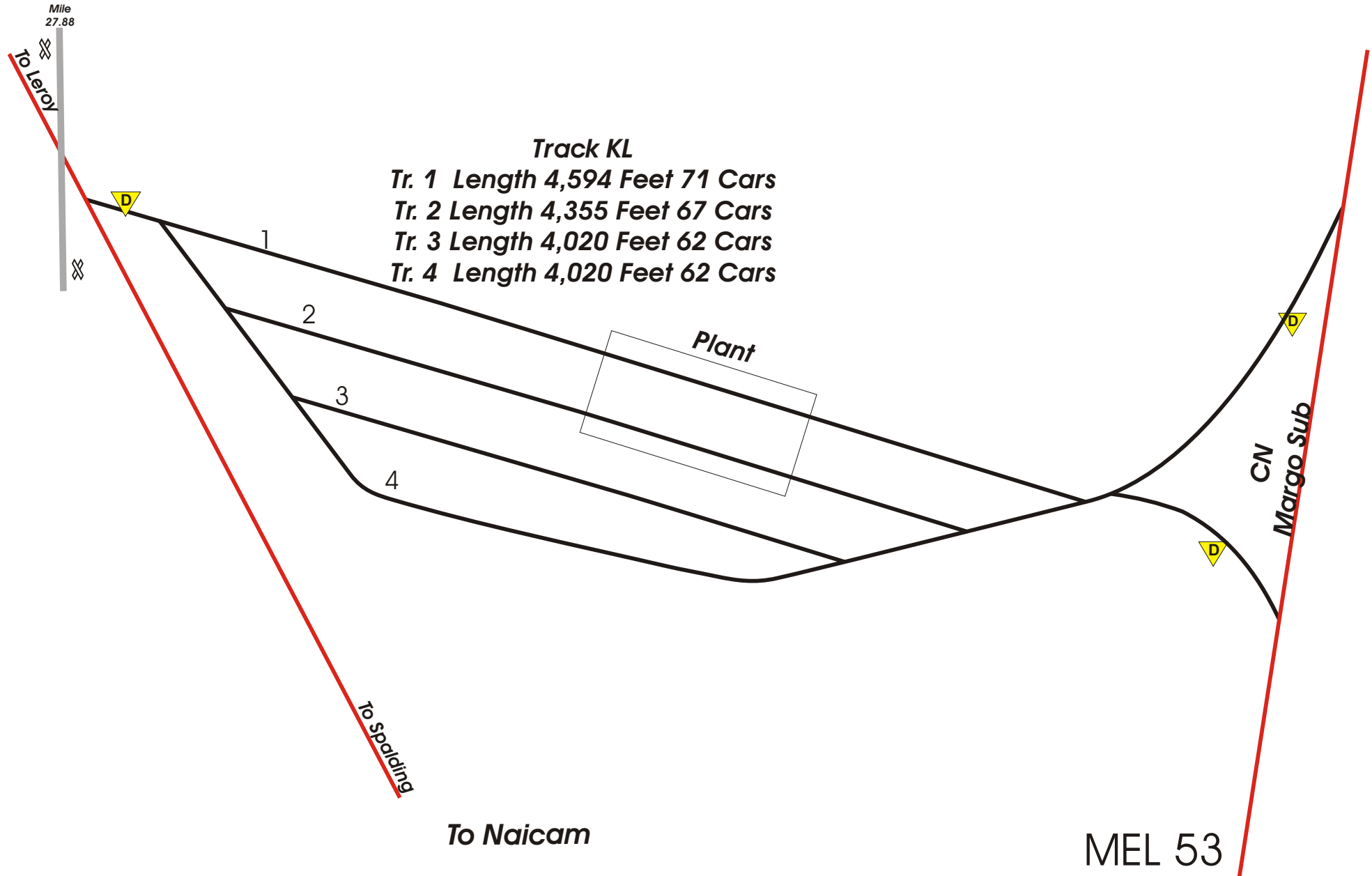
**SASKATCHEWAN  
SERVICE AREA  
Melfort Sub.**

**Agri-Industries Ltd  
Canola Seed Facility  
Watson**



**CANADIAN  
PACIFIC  
RAILWAY**

To Lanigan



MEL 53

**SASKATCHEWAN  
SERVICE AREA  
Melfort Sub.**



**CMI**  
*Spalding*

**NORTHWARD**  
**To Naicam**

**SOUTHWARD**  
**To Lanigan**

**Track KL**

**Tr. 1 length 3,120 Feet Fouling Pt to fouling pt.**

**North fouling pt to spot 1,560 ft.**

**Spot To South fouling pt.**

**Spot 26 Cars**

**Tr. 2 3,840 Feet Derail to derail**

**North Derail to spot 1,920 ft**

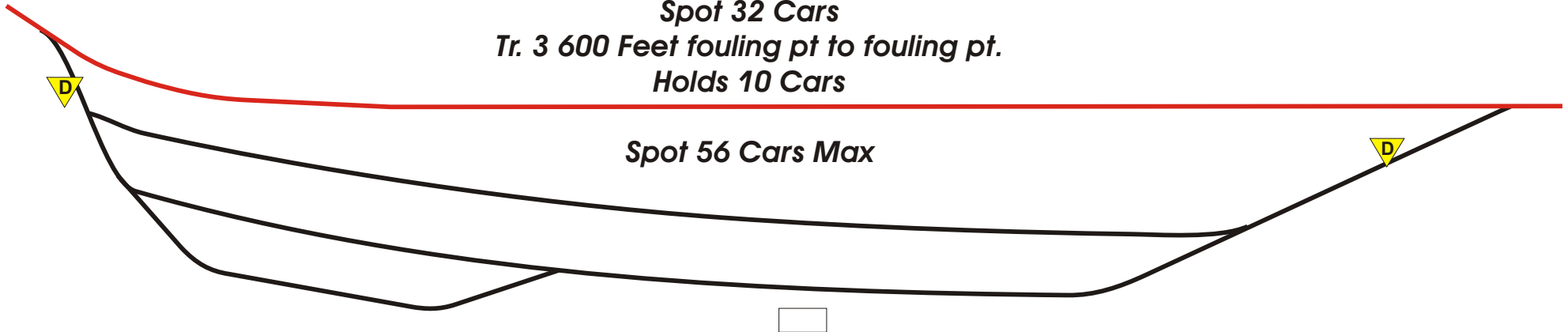
**spot to South derail 1,920 ft.**

**Spot 32 Cars**

**Tr. 3 600 Feet fouling pt to fouling pt.**

**Holds 10 Cars**

**Spot 56 Cars Max**



**SASKATCHEWAN  
SERVICE AREA  
Melfort Sub.**



*Spalding 6685*

**NORTHWARD**  
To Naicam

**SOUTHWARD**  
To Lanigan



**Track KL**  
*Tr. 1 length 1,970 Feet derail to derail*

MEL 55

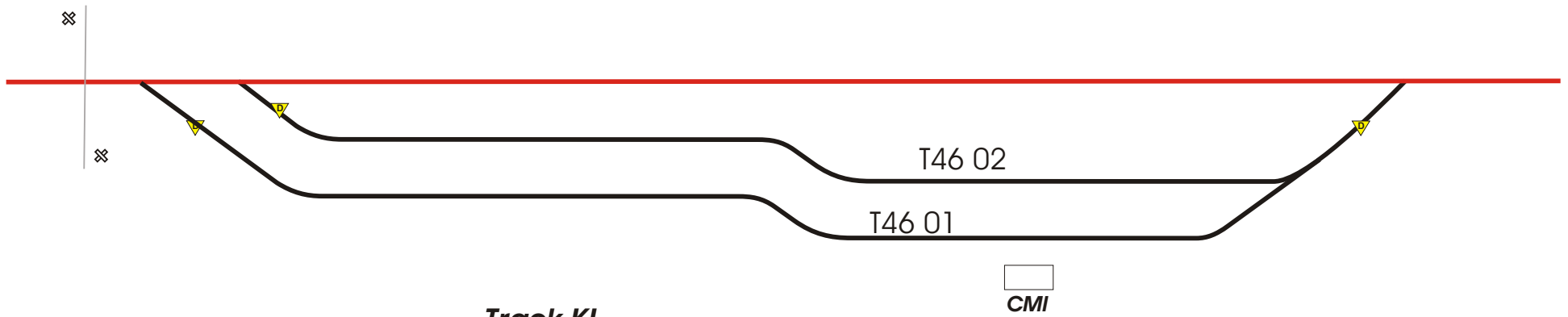
**SASKATCHEWAN  
SERVICE AREA  
Melfort Sub.**



*Naicam* 6686

**NORTHWARD**  
*To Naicam*

**SOUTHWARD**  
*To Lanigan*



**Track KL**  
**Tr. 1 length 2,400 Feet derail to derail T46 01**  
**North derail to spot 1,450 ft.**  
**Spot to South derail 950 ft.**