

Revisions
 B - Sept., 1983
 C - June, 1984
 D - Apr., 1986

MATERIAL INCLUDED IN ACCOUNT & REFERENCE NUMBER FOR TURNOUT

(FURNISHED BY MANUFACTURER)

8	10	15	20	DESCRIPTION	ACC'T & REF.
2	2	—	—	27'-0" Switch Points, Double Reinforcing, 1 RH Str., 1 LH Str.	Note 1
—	—	2	—	● 38'-0" Switch Points, Double Reinforcing, 1 RH Str., 1 LH Cvd.	Note 2
—	—	—	2	● 59'-6" Switch Points, Double Reinforcing, 1 RH Str., 1 LH Cvd.	Note 3
2	2	2	2	Heel Block Assemblies, Attached to Switch Point	01-129103
2	2	2	2	60'-0" Undercut Stock Rail CR Plan 73062-()	08-455501
lea	lea.	—	—	No. 1 W/Basket, No. 2, No. 3 Ins. Vertical Switch Rods	Note 4
—	—	lea.	—	No. 1W/Basket, No. 2, No. 3, No. 4, No. 5 Ins. Vertical Switch Rods	Note 5
—	—	—	lea.	No. 1 and No. 5 W/Basket, No. 2, No. 3, No. 4, No. 6 Ins. Vertical Sw. Rods	Note 6
12	12	16	22	Adjustable Rail Brace C.R. Plan 73515-()	01-250354
—	—	1	1	No. 0-G Insulated Gage Plate C.R. Plan 73513-() or 73517-()	01-504024
1	1	1	1	No. 1-G Insulated Gage Plate 16'-6" 01-504008; 26' 01-504032; 39' 01-504065	
—	—	1	1	No. 2-G Insulated Gage Plate 26'-0" 01-504040; 39'-0" 01-504073	
2	2	—	—	No. 0 Adjustable Brace Slide Plate C.R. Plan 73519-()	01-526001
2	2	—	—	No. 1-A Adjustable Brace Slide Plate C.R. Plan 73519-()	01-526027
6	6	10	16	No. 1 Adjustable Brace Slide Plate C.R. Plan 73513-()	01-526019
12	12	20	30	No. 1-P Shoulder Slide Plate C.R. Plan 73513-()	01-526035
2ea.	—	—	—	Turnout Plates 8-2 thru 8-9 C.R. Plan 72220-() (1-Set)	01-540767
—	2ea.	—	—	Turnout Plates 10-2 thru 10-9 C.R. Plan 72220-() (1-Set)	01-540882
—	—	2ea.	—	Turnout Plates 15-2 thru 15-13 C.R. Plan 72221-() (1-Set)	01-541013
—	—	—	2ea.	Turnout Plates 20-2 thru 20-18 C.R. Plan 72221-() (1-Set)	01-541229
2	2	2	3	39'-0" Rail	—
lea.	—	—	—	14'-3 3/8", 19'-10 3/4" Rail	—
—	lea.	—	—	19'-5 9/16", 21'-6 3/4" Rail	—
—	—	1	—	23'-11 3/8" Rail	—
—	—	—	lea.	21'-0", 21'-11 7/8" Rail	—
1	—	—	—	No. 8 RBM Frog C.R. Plan 74160-()	01-332673
—	1	—	—	No. 10 RBM Frog C.R. Plan 74161-()	01-332806
—	—	1	—	No. 15 RBM Frog C.R. Plan 74162-()	01-334067
—	—	—	1	No. 20 RBM Frog C.R. Plan 74163-()	01-334752
2	2	—	—	9'-0" Hook Flange Guard Rail C.R. Plan 71810-()	01-552452
—	—	2	2	13'-0" Hook Flange Guard Rail C.R. Plan 71810-()	01-552536

● These items to be opposite hand for a LH Turnout

NOTES

NOTE 1. 27'-0" (16'-6" Str. Alinement) Account and Reference Numbers
 RH Str. 01-653383 LH Str. 01-653391
 C.R. Plan 73180-() or 73181-()

NOTE 2. 38'-0" (26'-0" Cvd. Alinement) Account and Reference Numbers
 RH Str. 01-653425 LH Str. 01-653441
 RH Cvd. 01-653458 LH Cvd. 01-653433
 C.R. Plan 73182-()

NOTE 3. 59'-6" (39'-0" Cvd. Alinement) Account and Reference Numbers
 RH Str. 01-653466 LH Str. 01-653482
 RH Cvd. 01-653490 LH Cvd. 01-653474
 C.R. Plan 73183-()

NOTE 4. Vertical Switch Rods (16'-6" Str. Alinement) Acc't & Ref. Nos.
 No. 1 Rod W/Basket 01-710761
 No. 2 Rod 01-710779 No. 3 Rod 01-710803
 C.R. Plan 73518-()

NOTE 5. Vertical Switch Rods (26'-0" Cvd. Alinement) Acc't & Ref. Nos.
 No. 1 Rod W/Basket 01-710761 No. 2 Rod 01-710779
 No. 3 Rod 01-710803 No. 4 & No. 5 Rods 01-710811
 C.R. Plan 73516-()

NOTE 6. Vertical Switch Rods (39'-0" Cvd. Alinement) Acc't & Ref. Nos.
 No. 1 Rod W/Basket 01-710761 No. 2 Rod 01-710837
 No. 3 Rod 01-710779 No. 4 Rod 01-710852
 No. 5 Rod W/Basket 01-710860 No. 6 Rod 01-710811 C.R. Plan 73514-()

8	10	15	20	DESCRIPTION	ACC'T & REF.
—	4	7	2	FT 20	01-489218
—	6	6	14	FT 23	01-489226
14	10	16	22	FT 27	01-489200
—	2	1	4	FT 29	01-489127
2	2	2	—	FTR 29	01-489366
2	2	2	4	FT 27 Modified	01-489408
—	2	—	—	FT 29 Modified	01-489473
2	2	—	—	FTR 31 Modified	01-489440
2	2	—	—	FTR 33 Modified	01-489184
2	—	—	—	FT 33	01-489242
2	—	—	—	FT 33 Modified	01-489465
—	—	2	2	FTR 27	01-489457
—	—	2	2	FTR 31	01-489374
—	—	2	6	FTR 33	01-489382
—	—	2	—	FT 23 Modified	01-489390
—	—	4	—	FTR 27 Modified	01-489424
—	—	—	4	FTR 29 Modified	01-489432

ADDITIONAL MATERIAL REQUIRED TO COMPLETE TURNOUT

(FURNISHED BY CONRAIL)

8	10	15	20	DESCRIPTION	ACC'T & REF.
688	718	1216	1678	5/8" x 6" A.R.E.A. Spikes	01-781428
48	48	64	88	⊕ Cone Neck Drive Spikes 3/4" x 6"	01-754009
258	326	476	668	Rail Anchors	01-017704
106	139	200	282	Tie Plates C.R. Plan 72022-()	01-534302
5	5	—	—	Abrasion Plates CR Plan 72091-()	01-476108
2	2	2*	2*	Insulated Joints C.R. Plan 71372-() Inst. only 01-380289; W/Inst. 01-444205	
24	24	36	54	1/8" x 5 3/4" Track Bolts Bolts & Nuts 01-231537; Washers 01-875903	
8	8	12	18	Joint Bars C.R. Plan 71147-()	01-057609


NO. 8 PACKAGED T.O.
 NH 01-862687
 C.R. Plan 73184-() SH.1

NO. 10 PACKAGED T.O.
 NH 01-862695
 C.R. Plan 73185-()

NO. 15 PACKAGED T.O.
 RH 01-862703
 LH 01-862711
 C.R. Plan 73186-()

NO. 20 PACKAGED T.O.
 RH 01-862729
 LH 01-862737
 C.R. Plan 73187-()

⊕ 3/4" x 6" Cone Neck Drive Spikes are for use in circular holes in plates that use Adjustable Braces. * Bonded Insulated Joint CR 71370-() Acc't & Ref. 01-454758



73184-D

Sheet 2 of 2


STANDARD


BILL OF MATERIAL

NO. 8, 10, 15, 20 WELDED TURNOUTS

132-RE

AUGUST, 1982


 Chief Engineer - M.W.


 Chief Engineering Officer