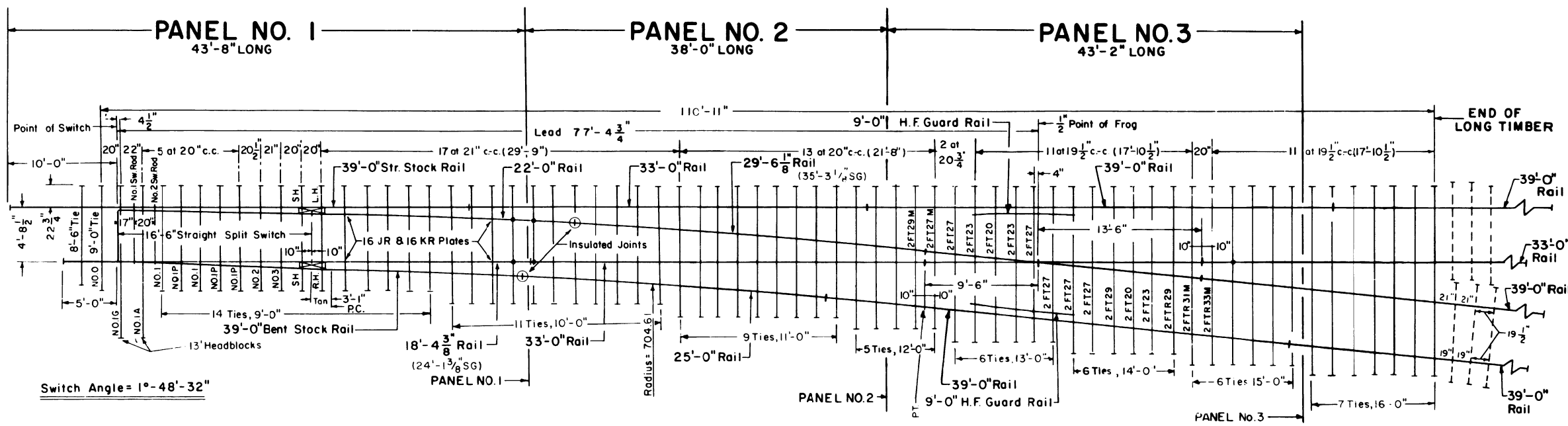


MATERIAL INCLUDED IN ACCOUNT AND REFERENCE NUMBERS FOR TURNOUT

(FURNISHED BY MANUFACTURER)

PACKAGED TURNOUT OI-862547-RH OI-862562-LH		PANELSWITCH TURNOUT OI-862885-RH OI-862901-LH		PANEL TURNOUT OI-863503-RH OI-863560-LH		(R.H. Turnout As Shown)	ACCOUNT AND REFERENCE NO.
SG	RBM	SG	RBM	SG	RBM	DESCRIPTION	
2	2	2	2	2	2	16'-6" Switch Points, Double Reinforcing C.R. Plan 73167-(-)	See Note No. 1 & 5
2	2	2	2	2	2	39'-0" Undercut Stock Rail (R.H. Bent, L.H. Straight)	See Note No. 2 & 5
1	1	1	1	1	1	No. 1-G Insulated Gage Plate	OI-504008
2	2	2	2	2	2	No. O Adjustable Brace Slide Plate	OI-526001
2	2	2	2	2	2	No. 1-A " " " "	OI-526027
4	4	4	4	4	4	No. 1 " " " " C.R. Plan 73519-(-)	OI-526019
2	2	2	2	2	2	No. 2 " " " "	OI-526043
6	6	6	6	6	6	No. 1-P Shoulder Slide Plate	OI-526035
2	2	2	2	2	2	No. 3 " " " "	OI-526050
2	2	2	2	2	2	No. SH Heel Plate (R.H. & L.H.) L.H. OI-504602; R.H. OI-504610	
2	2	2	2	2	2	lea No. 1 with Basket, No. 2 Vertical Switch Rods C.R. Plan 73518-(-)	See Note No. 3
12	12	12	12	12	12	Adjustable Rail Brace C.R. Plan 73515-(-)	OI-250354
2	2	2	2	2	2	Heel Block Assemblies (R.H. & L.H.) C.R. Plan 73515-(-) L.H. OI-101110; R.H. OI-101102	
16ea.	16ea.	16ea.	16ea.	16ea.	16ea.	JR & KR Twin Tie Plates C.R. Plan 72202-(-) JR OI-537800; KR OI-538501	
32	32	32	32	32	32	Cone Neck Drive Spikes 3/4" x 6"	OI-754009
-	-	52	52	196	176	Rail Anchors	OI-017704
-	-	204	204	808	833	5/8" x 6" A.R.E.A. Spikes	OI-781428
-	-	3	3	153	141	Tie Plates C.R. Plan 72022-(-)	OI-534302
5	5	5	5	5	5	Abrasion Plates C.R. Plan 72091-(-)	OI-476108
14	20	14	20	14	20	Joint Bars C.R. Plan 71147-(-)	OI-057609
-	-	-	-	36	60	1 1/8" x 5 3/4" Track Bolts Bolts & Nuts OI-231537; Washers OI-875903	
-	2	-	2	-	2	9'-0" Hook Flange Guard Rail C.R. Plan 71810-(-)	OI-552452
-	1	-	1	-	1	No. 10 RBM Frog C.R. Plan 74161-(-)	OI-332806
1	-	1	-	1	-	No. 10 Self-Guarded Frog C.R. Plan 74159(-)	OI-341237
5	5	5	5	5	5	Altered Plates (Marked on Layout Plan)	
4	-	4	-	4	-	FT23 Modified	OI-489390
2	6	2	6	2	6	FT23	OI-489226
6	-	6	-	6	-	FTH23	OI-489317
4	10	4	10	4	10	FT27 Frog Tie Plates	OI-489200
-	2	-	2	-	2	FT27 Modified C.R. Plan 72105-(-)	OI-489408
6	-	6	-	6	-	FTH27	OI-489325
-	2ea.	-	2ea.	-	2ea.	FT29 & FT29 Modified FT 29 Mod. OI-489473; FT29 OI-489127	
2	2	2	2	2	2	FTR29	OI-489366
2	-	2	-	2	-	FTR31	OI-489374
-	2	-	2	-	2	FTR31 Modified	OI-489440
2ea.	-	2ea.	-	2ea.	-	FTH31 & FT31 FT 31 OI-489234; FTH31 OI-489333	
-	4	-	4	-	4	FT20	OI-489218
2	-	2	-	2	-	FTR33	OI-489382
-	2	-	2	-	2	FTR33 Modified	OI-489184

▲ See Note No. 4



Switch Angle = 1°-48'-32"

ADDITIONAL MATERIAL REQUIRED TO COMPLETE A TURNOUT

(FURNISHED BY CONRAIL)

PANEL TURNOUT		PACKAGED TURNOUT		PANELSWITCH TURNOUT		DESCRIPTION	ACCOUNT AND REFERENCE NO.
SG	RBM	SG	RBM	SG	RBM		
-	-	808	833	604	629	5/8" x 6" A.R.E.A. Spikes	OI-781428
-	-	153	141	150	139	Tie Plates C.R. Plan 72022-(-)	OI-534302
2	2	2	2	2	2	Insulated Joints C.R. Plan 71372-(-) Insl. Only OI-380289; W/Insl OI-444205	
-	-	36	60	36	60	1 1/8" x 5 3/4" Track Bolts Bolts & Nuts OI-231537; Washers OI-875903	

TIMBER SHIPPED WITH A TURNOUT

TIMBER LENGTH	8'-6"	9'-0"	10'-0"	11'-0"	12'-0"	13'-0"	14'-0"	15'-0"	16'-0"
ACCT. & REF. NO.	05-042005	05-061500	05-062508	05-063506	05-064504	05-065501	05-066509	05-067507	05-068505
PANEL TURNOUT	1	15	11	9	5	8	6	6	7
PANEL SW. TURNOUT	1	15	4	-	-	2	-	-	-
PACKAGED TURNOUT	-	-	-	-	-	-	-	-	-

NOTES

- 1- 16'-6" Switch Points-Account and Reference Numbers R.H. OI-650942 L.H. OI-650967
- 2- 60'-0" Undercut Stock Rail Account and Reference Number No Hand -- OI-455501 (To be ordered as a replacement as per C.R. Plan 73062-(-))
- 3- Vertical Switch Rods-Insulated-Account and Reference Nos. No. 1 rod with basket - OI-710761 No. 2 rod - OI-710779
- 4- Account and Reference Numbers given are for use with an RBM Frog. When using a Self-Guarded Frog, the following Account/Reference Nos. are to be used:
Panel Turnout --- OI-863727 - R.H. OI-863743 - L.H.
Panel Switch --- OI-862927 - R.H. OI-862943 - L.H.
Packaged Turnout --- OI-862620 - R.H. OI-862646 - L.H.

- 5- Stock rails and switch points to be fully heat treated all other rails to be end hardened.
- 6- 3/4" x 6" Cone Neck Drive Spike are for use in circular holes in plates

RAILS INCLUDED IN ACCOUNT & REFERENCE NUMBERS FOR TURNOUTS

(FURNISHED BY MANUFACTURER)

SG	RBM	LENGTH
1	1	22'-0"
-	1	18'-4 3/8"
1	-	25'-0"
-	1	24'-1 3/8"
-	1	29'-6 1/8"
1	-	35'-3 1/8"
5	5	39'-0"

CONRAIL 73193-D

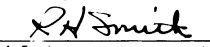

STANDARD

NO. 10 TURNOUT

RAIL and TIE LAYOUT FOR

BOLTED TRACK-132 R.E.RAIL

JULY, 1979

 Chief Engineer - Maintenance of Way
 Chief Engineering Officer

This Plan supercedes Plan No. 66539 - A dated May 5, 1978