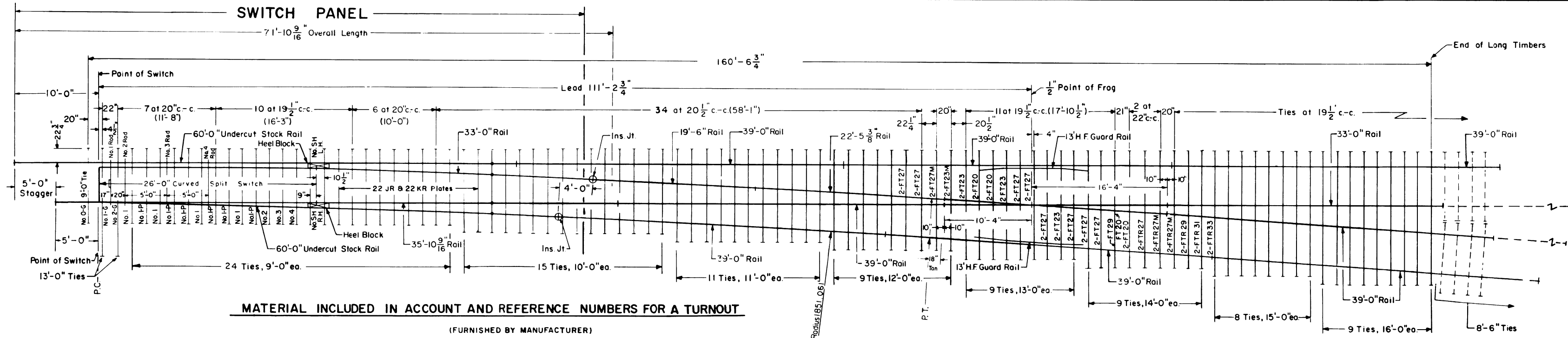


This Plan supersedes Plan 66535-A dated Feb. 1971.



MATERIAL INCLUDED IN ACCOUNT AND REFERENCE NUMBERS FOR A TURNOUT

(FURNISHED BY MANUFACTURER)

RAILS INCLUDED IN ACC'T. & REF. NOS. FOR TURNOUT

(FURNISHED BY MANUFACTURER)

QUANTITY	RAIL LENGTHS
8	39'-0" Rail
1	35'-10 9/16" Rail
2	33'-0" Rail
1	22'-5 3/8" Rail
1	19'-6" Rail

ADDITIONAL MATERIAL REQUIRED TO COMPLETE A TURNOUT

(FURNISHED BY CONRAIL)

QTY	DESCRIPTION	REFERENCE NO.
180	Tie Plates C.R. Plan 72022-()	01-534302
2	Insulated Joints C.R. Plan 71372-()	Insl. Only 01-380289; W/Insl 01-444205
710	5/8" x 6" A.R.E.A. Spikes	01-781428
54	1 1/8" x 5 3/4" Track Bolts, Spring Washers & Nuts	Washer 01-875903; B&N 01-231537

ADDITIONAL TIMBER TO COMPLETE TURNOUT

TIMBER LENGTHS	9'-0"	10'-0"	11'-0"	12'-0"	13'-0"	14'-0"	15'-0"	16'-0"
TURNOUT	0	6	11	9	9	9	8	9

NOTES

- 1- 26'-0" Switch Points-Account and Reference Numbers
- 2- 60'-0" Undercut stock rails (straight) for replacement
- 3- Vertical Switch Rods-Insulated-Account and Reference Numbers
- 4- 60'-0" Undercut stock rails (straight) for replacement
- 5- Stock rails and switch points to be fully heat treated, all other rails to be end hardened.
- 6- 3/4" x 6" Cone Neck Drive Spike are for use in circular holes in plates.

PANEL SWITCH TURNOUT	(R.H. As Shown)	DESCRIPTION	ACCOUNT AND REFERENCE NO.
01-862968 R.H.			
01-862984 L.H.			
2	●	26'-0" Switch Points, Double Reinforcing (I.R.H. curved, I.L.H. straight) C.R. Plan 73178-()	See Note No. 1 & 5
2	●	60'-0" Undercut Stock Rail (I.R.H. curved, I.L.H. straight) C.R. Plan 73062-()	See Note No. 4 & 5
4		lea. No. 1 with Basket, Nos. 2, 3 & 4 Vertical Switch Rods-Insulated C.R. Plan 73516-()	See Note No. 2
3		lea 0-G, 1-G and 2-G Insulated Gage Plates.	See Note No. 3
8		No. 1 Adjustable Brace Slide Plate	01-526100
2		No. 2 " " " "	01-526126
2		No. 3 " " " "	01-526134
12		No. 1-P Shoulder Slide Plate	01-526118
2		No. 4 " " " "	01-526142
2		No. 5H Heel Plate (I.R.H. & I.L.H.)	L.H. 01-504628; R.H. 01-504636
2		Heel Block Assemblies (I.R.H. & I.L.H.) C.R. Plan 73515-()	L.H. 01-101136; R.H. 01-101128
16		Adjustable Rail Brace complete with hardware. C.R. Plan 73515-()	01-250354
22 ea.		JR & KR Twin Tie Plates. C.R. Plan 72202-()	JR 01-537800; KR 01-538501
25		9'-0" Switch Ties	05-061500
9		10'-0" " "	05-062508
2		13'-0" " " (headblock) shipped loose	05-065501
4		Abrasion Plates C.R. Plan 72091-()	01-476108
48		Cone Neck Drive Spikes 3/4" x 6"	01-754009
96		Rail Anchors	01-017704
378		5/8" x 6" A.R.E.A. Spikes	01-781428
25		Tie Plates C.R. Plan 72022-() (4 of which are Altered. Marked on Layout Plan)	01-534302
18		Joint Bars. C.R. Plan 71147-()	01-057609

● These items to be opposite hand for a L.H. Turnout

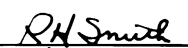

PANEL SWITCH TURNOUT	DESCRIPTION	ACCOUNT AND REFERENCE NO.
01-862968 R.H.		
01-862984 L.H.		
1	No. 15 RBM Frog C.R. Plan 74162-()	01-334067
2	13'-0" Hook Flange Guard Rail C.R. Plan 71810-()	01-552536
7	FT-20	01-489218
6	FT-23	01-489226
2	FT-23 Modified	01-489390
16	FT-27	01-489200
2	FT-27 Modified	01-489408
1	FT-29	Frog Tie Plates
2	FTR-27	C.R. Plan 72105-()
4	FTR-27 Modified	01-489424
2	FTR-29	01-489366
2	FTR-31	01-489374
2	FTR-33	01-489382

NOTES

- 5 - Stock rails and switch points to be fully heat treated, all other rails to be end hardened.
- 6 - 3/4" x 6" Cone Neck Drive Spike are for use in circular holes in plates.

CONRAIL 73194-D

STANDARD
NO. 15 TURNOUT
RAIL and TIE LAYOUT FOR
BOLTED TRACK - 132 R.E. RAIL
JULY, 1979

 Chief Engineer - Maintenance of Way
 Chief Engineering Officer