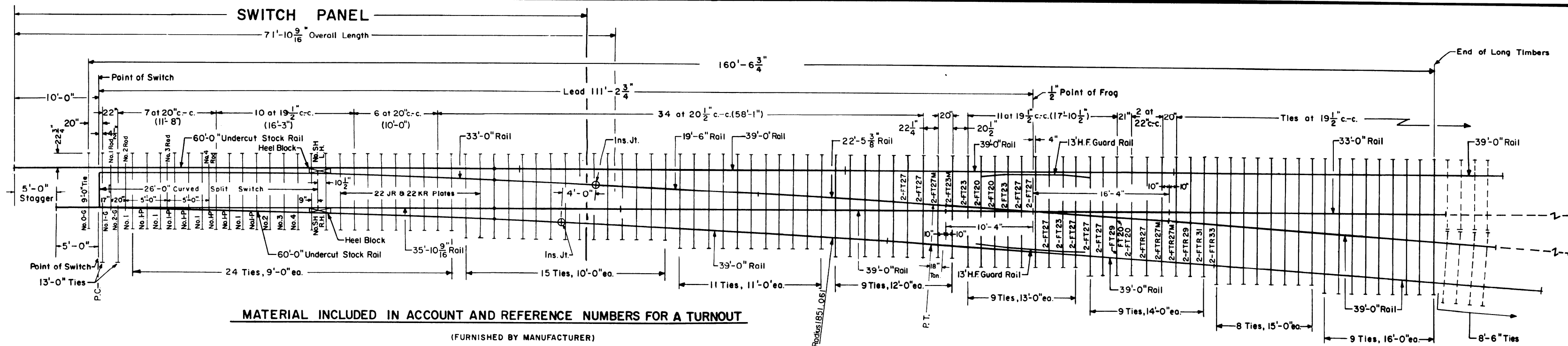


Revisions
 B- Oct.1979
 C-May,1980
 D-Sept.,1983
 E-May,1986



MATERIAL INCLUDED IN ACCOUNT AND REFERENCE NUMBERS FOR A TURNOUT
 (FURNISHED BY MANUFACTURER)

PANELSWITCH TURNOUT OI-862968 R.H. OI-862984 L.H.	(R.H. As Shown)	DESCRIPTION	ACCOUNT AND REFERENCE NO.
2	●	26'-0" Switch Points, Double Reinforcing (I.R.H. curved, I.L.H. straight) C.R. Plan 73178-(-)	See Note No.1 & 5
2	●	60'-0" Undercut Stock Rail (I.R.H. curved, I.L.H. straight) C.R. Plan 73062-(-)	See Note No.4 & 5
4		lea.No.1 with Basket, Nos.2,3 & 4 Vertical Switch Rods-Insulated. C.R. Plan 73516-(-)	See Note No.2
3		lea.O-G, I-G and 2-G Insulated Gage Plates.	See Note No.3
8		No.1 Adjustable Brace Slide Plate	01-526100
2		No.2 " " " "	01-526126
2		No.3 " " " "	01-526134
12		No.1-P Shoulder Slide Plate	01-526118
2		No.4 " " " "	01-526142
2		No.SH Heel Plate (I.R.H. & I.L.H.)	L.H.OI-504628; R.H.OI-504636
2		Heel Block Assemblies (I.R.H. & I.L.H.) C.R. Plan 73515-(-)	L.H.OI-101136; R.H.OI-101128
16		Adjustable Rail Brace complete with hardware. C.R. Plan 73515-(-)	01-250354
22 ea.		JR & KR Twin Tie Plates. C.R. Plan 72202-(-)	JR OI-537800; KR OI-538501
25		9'-0" Switch Ties	05-061500
9		10'-0" " "	05-062508
2		13'-0" " " (read block) shipped loose	05-065501
4		Abrasion Plates C.R. Plan 72091-(-)	01-476108
48		Cone Neck Drive Spikes 3/4"x6"	01-754009
96		Rail Anchors	01-017704
378		5/8"x6" A.R.E.A. Spikes	01-781428
25		Tie Plates C.R. Plan 72022-(-) (4 of which are Altered, Marked on Layout Plan)	01-534302
18		Joint Bars. C.R. Plan 71147-(-)	01-057609

● These items to be opposite hand for a L.H. Turnout.

PANELSWITCH TURNOUT OI-862968 R.H. OI-862984 L.H.	DESCRIPTION	ACCOUNT AND REFERENCE NO.
1	No.15 RBM Frog C.R. Plan 74162-(-)	01-334067
2	13'-0" Hook Flange Guard Rail. C.R. Plan 71810-(-)	01-552536
7	FT-20	01-489218
6	FT-23	01-489226
2	FT-23 Modified	01-489390
16	FT-27	01-489200
2	FT-27 Modified	01-489408
1	FT-29	01-489127
2	FTR-27	01-489457
4	FTR-27 Modified	01-489424
2	FTR-29	01-489366
2	FTR-31	01-489374
2	FTR-33	01-489382

NOTES

- 5- All rails to be Fully Heat Treated.
- 6- 3/4"x6" Cone Neck Drive Spike are for use in circular holes in plates.

RAILS INCLUDED IN ACC'T. & REF. NOS. FOR TURNOUT

(FURNISHED BY MANUFACTURER)

QUANTITY	RAIL LENGTHS
8	39'-0" Rail
1	35'-10 9/16" Rail
2	33'-0" Rail
1	22'-5 3/8" Rail
1	19'-6" Rail

ADDITIONAL MATERIAL REQUIRED TO COMPLETE A TURNOUT

(FURNISHED BY CONRAIL)

180	Tie Plates C.R. Plates 72022-(-)	01-534302
2	Insulated Joints C.R. Plan 71372-(-) Ins. Only OI-380289; W/Ins. OI-444205	
710	5/8"x6" A.R.E.A. Spikes	01-781428
54	1 1/8"x5 3/4" Track Bolts, Spring Washers & Nuts Washer OI-875903; B&N OI-231537	

ADDITIONAL TIMBER TO COMPLETE TURNOUT

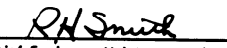

TIMBER LENGTHS	9'-0"	10'-0"	11'-0"	12'-0"	13'-0"	14'-0"	15'-0"	16'-0"
TURNOUT	0	6	11	9	9	9	8	9

NOTES

- 1- 26'-0" Switch Points-Account and Reference Numbers
 R.H. curved OI-650827
 L.H. straight OI-650850
 R.H. straight OI-650835
 L.H. curved OI-650843
- 2- Vertical Switch Rods-Insulated-Account and Reference Nos.
 No.1 rod with basket--OI-710761
 No.2 rod-----OI-710779
 No.3 rod-----OI-710803
 No.4 rod-----OI-710811
- 3- Gage Plates-Insulated-Account and Reference Numbers
 No.0-G plate---OI-504024
 No.1-G plate---OI-504032
 No.2-G plate---OI-504040
- 4- 60'-0" Undercut stock rails (straight) for replacement
 Account and Reference No. 08-455501 as per C.R. Plan 73062-(-).

CONRAIL 73194-E

STANDARD
NO.15 TURNOUT
RAIL and TIE LAYOUT FOR
BOLTED TRACK-132 R.E.RAIL
 JULY, 1979

 Chief Engineer - Maintenance of Way
 Chief Engineering Officer

This Plan supersedes Plan 66535-A dated Feb. 1971.