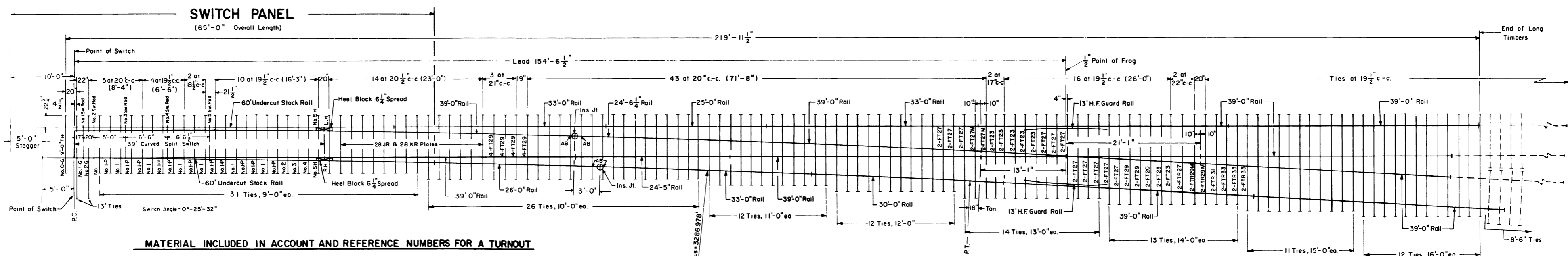


This Plan supersedes Plan 66535-A dated Feb., 1971



MATERIAL INCLUDED IN ACCOUNT AND REFERENCE NUMBERS FOR A TURNOUT

(FURNISHED BY MANUFACTURER)

PANELSWITCH TURNOUT OI-863008R.H. OI-863024L.H.	(R.H. Turnout As Shown)	DESCRIPTION	ACCOUNT AND REFERENCE NO.
2	●	39'-0" Switch Points, Double Reinforcing (I-R.H. curved, I-L.H. straight) C.R. Plan 73179-(-)	See Note No. 185
2	●	60'-0" Undercut Stock Rails (I-R.H. curved, I-L.H. straight) C.R. Plan 73062-(-)	See Note No. 485
5		lea. No. 18 No. 5 with Baskets, Nos. 2, 3 & 4 Vertical Switch Rods - Insulated C.R. Plan 73514-(-)	See Note No. 2
3		lea. Nos. O-G, I-G & 2-G Insulated Gage Plates	See Note No. 3
14		No. 1 Adjustable Brace Slide Plate	01-526100
2		No. 2 " " " " " "	01-526126
2		No. 3 " " " " " "	01-526134
22		No. 1-P Shoulder Slide Plate	01-526118
2		No. 4 " " " " " "	01-526142
2		No. SH Heel Plate (I-R.H. & I-L.H.)	L.H. OI-504644; R.H. OI-504651
2		Heel Block Assemblies (I-R.H. & I-L.H.) C.R. Plan 73515-(-)	L.H. OI-101151; R.H. OI-101144
22		Adjustable Rail Brace C.R. 73515-(-)	01-250354
* 28 ea.		JR & KR Twin Tie Plates C.R. Plan 72202-(-)	JR OI-537800; KR OI-538501
32		9'-0" Switch Ties	05-061500
1		10'-0" " "	05-062508
2		13'-0" Headblock Ties (shipped loose)	05-065501
253		5/8" x 6" A.R.E.A. Spikes	01-781428
72		Cone Neck Drive Spikes 3/4" x 6"	01-754009
76		Rail Anchors	01-017704
28		Joint Bars C.R. Plan 71147-(-)	01-057609

● - These items to be opposite hand for a L.H. Turnout.
 * - 18 JR and 18 KR Plates spiked in place
 10 JR and 10 KR Plates shipped loose.

PANEL SWITCH TURNOUT OI-863008R.H. OI-863024L.H.	DESCRIPTION	ACCOUNT AND REFERENCE NO.
4	Abrasion Plates C.R. Plan 72091-(-)	01-476108
1	No. 20 RRM Frog C.R. Plan 74163-(-)	01-334752
2	13'-0" Hook Flange Guard Rail C.R. Plan 71810-(-)	01-552536
2	FT-20	01-489218
14	FT-23	01-489226
22	FT-27	01-489200
4	FT-27 Modified	01-489408
20	FT-29	01-489127
2	FTR-27	01-489457
4	FTR-29 Modified	01-489432
2	FTR-31	01-489374
6	FTR-33	01-489382

(FURNISHED BY MANUFACTURER)
RAILS, INCLUDED IN ACC'T. & REF. NOS. FOR TURNOUT

QUANTITY	RAIL LENGTHS
10	39'-0" Rail
3	33'-0" Rail
1	30'-0" Rail
1	26'-0" Rail
1	25'-0" Rail
1	24'-6 1/4" Rail
1	24'-5" Rail

ADDITIONAL MATERIAL REQUIRED TO COMPLETE A TURNOUT

(FURNISHED BY CONRAIL)

292	Tie Plates C.R. Plan 72022-(-)	01-534302
2	Insulated Joints C.R. Plan 71372-(-) Ins. Only OI-380289; W/Ins. OI-444205	
1130	5/8" x 6" A.R.E.A. Spikes	01-781428
84	1 1/2" x 5 3/4" Track Bolts, spring washers & nuts Washer OI-875903, B&N OI-231537	

ADDITIONAL TIMBER TO COMPLETE TURNOUT

TIMBER LENGTHS	9'-0"	10'-0"	11'-0"	12'-0"	13'-0"	14'-0"	15'-0"	16'-0"
TURNOUT	0	25	12	12	14	13	11	12



NOTES

- 39'-0" Switch Points - Account and Reference Numbers
 R.H. curved OI-650983 } For L.H. Turnout
 L.H. straight OI-650959 }
 R.H. straight OI-650934 } For R.H. Turnout
 L.H. curved OI-650991 }
- Vertical Switch Rods - Insulated - Account and Reference Numbers
 No. 1 rod with basket -- OI-710829
 No. 2 rod -- OI-710837
 No. 3 rod -- OI-710845
 No. 4 rod -- OI-710852
 No. 5 rod with basket -- OI-710860
- Gage Plates - Insulated - Account and Reference Numbers
 No. O-G plate -- OI-504024
 No. I-G plate -- OI-504065
 No. 2-G plate -- OI-504073
- 60'-0" Undercut stock rails (straight) for replacement Account and Reference No. 08-455501, as per C.R. Plan 73062-(-).
- Stock rails and switch points to be fully heat treated, all other rails to be end hardened.

6- 3/4" x 6" Cone Neck Drive Spike are for use in circular holes in plates.

CONRAIL 73195-D

STANDARD
NO. 20 TURNOUT
 RAIL and TIE LAYOUT FOR
BOLTED TRACK - 132RE RAIL
 JULY, 1979

 Chief Engineer - Maintenance of Way
 Chief Engineering Officer