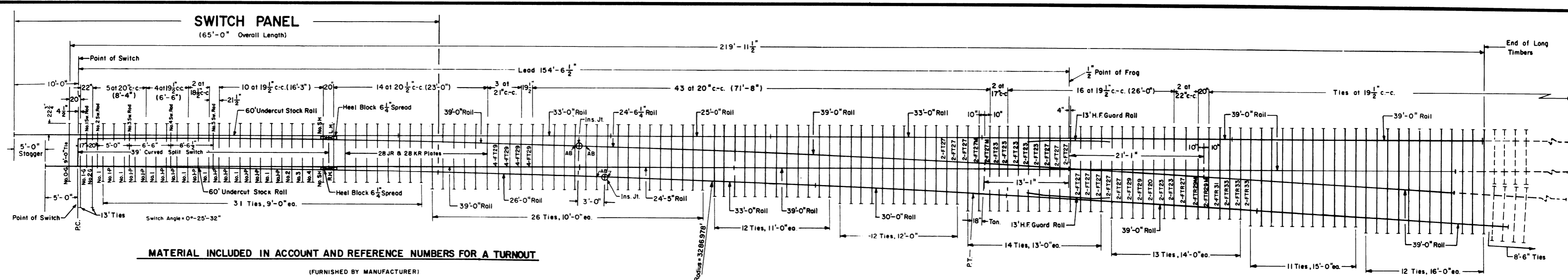


Revisions
 B-Oct, 1979
 C-May, 1980
 D-Sept, 1983
 E-May, 1986



MATERIAL INCLUDED IN ACCOUNT AND REFERENCE NUMBERS FOR A TURNOUT

(FURNISHED BY MANUFACTURER)

PANEL SWITCH TURNOUT 01-863008R.H. 01-863024L.H.	(R.H. Turnout As Shown)	DESCRIPTION	ACCOUNT AND REFERENCE NO.
2	●	39'-0" Switch Points, Double Reinforcing (I-R.H. curved, I-L.H. straight) C.R. Plan 73179-(-)	See Note No. 185
2	●	60'-0" Undercut Stock Rails (I-R.H. curved, I-L.H. straight) C.R. Plan 73062-(-)	See Note No. 485
5	lea.	No. 1 & No. 5 with Baskets, Nos. 2, 3 & 4 Vertical Switch Rods - Insulated C.R. Plan 73514-(-)	See Note No. 2
3	lea.	Nbs. O-G, I-G & 2-G Insulated Gage Plates	See Note No. 3
14		No. 1 Adjustable Brace Slide Plate	01-526100
2		No. 2 " " " "	01-526126
2		No. 3 " " " "	01-526134
22		No. 1-P Shoulder Slide Plate	01-526118
2		No. 4 " " " "	01-526142
2		No. 5H Heel Plate (I-R.H. & I-L.H.)	L.H. 01-504644; R.H. 01-504651
2		Heel Block Assemblies (I-R.H. & I-L.H.) C.R. Plan 73515-(-)	L.H. 01-101151; R.H. 01-101144
22		Adjustable Rail Brace C.R. 73515-(-)	01-250354
* 28 ea.		JR & KR Twin Tie Plates C.R. Plan 72202-(-)	JR 01-537800; KR 01-538501
32		9'-0" Switch Ties	05-061500
1		10'-0" " "	05-062508
2		13'-0" Headblock Ties (shipped loose)	05-065501
253		5/8" x 6" A.R.E.A. Spikes	01-781428
72		Cone Neck Drive Spikes 3/4" x 6"	01-754009
76		Rail Anchors	01-017704
28		Joint Bars C.R. Plan 71147-(-)	01-057609

● - These items to be opposite hand for a L.H. Turnout.
 * - JB JR and IB KR Plates spiked in place.
 * - IO JR and IO KR Plates shipped loose.

PANEL SWITCH TURNOUT 01-863008R.H. 01-863024L.H.	DESCRIPTION	ACCOUNT AND REFERENCE NO.
4	Abrasion Plates C.R. Plan 72091-(-)	01-476108
1	No. 20 RBM Frog C.R. Plan 74165-(-)	01-334752
2	13'-0" Hook Flange Guard Rail C.R. Plan 71810-(-)	01-552136
2	FT-20	01-489218
14	FT-25	01-489226
22	FT-27	01-489200
4	FT-27 Modified	01-489408
20	FT-29	Frog Tie Plates 01-489127
2	FTR-27	C.R. Plan 72105-(-) 01-489457
4	FTR-29 Modified	01-489432
2	FTR-31	01-489474
6	FTR-33	01-489382

(FURNISHED BY MANUFACTURER)

RAILS, INCLUDED IN ACC'T. & REF. NOS. FOR TURNOUT

QUANTITY	RAIL LENGTHS
10	39'-0" Rail
3	33'-0" Rail
1	30'-0" Rail
1	26'-0" Rail
1	25'-0" Rail
1	24'-6 1/4" Rail
1	24'-5" Rail

ADDITIONAL MATERIAL REQUIRED TO COMPLETE A TURNOUT

(FURNISHED BY CONRAIL)

292	Tie Plates C.R. Plan 72022-(-)	01-534302
2	Insulated Joints C.R. Plan 71372-(-)	Incl. Only 01-380289; W/Incl. 01-444205
1130	5/8" x 6" A.R.E.A. Spikes	01-781428
84	1 1/8" x 5 3/4" Track Bolts, spring washers & nuts Washer 01-675903; B&N 01-231537	

ADDITIONAL TIMBER TO COMPLETE TURNOUT

TIMBER LENGTHS	9'-0"	10'-0"	11'-0"	12'-0"	13'-0"	14'-0"	15'-0"	16'-0"
TURNOUT	0	25	12	12	14	13	11	12



NOTES

- 39'-0" Switch Points - Account and Reference Numbers
 R.H. curved 01-650983 } For L.H. Turnout
 L.H. straight 01-650959 }
 R.H. straight 01-650934 } For R.H. Turnout
 L.H. curved 01-650991 }
- Vertical Switch Rods - Insulated - Account and Reference Numbers
 No. 1 rod with basket -- 01-710761
 No. 2 rod ----- 01-710837
 No. 3 rod ----- 01-710779
 No. 4 rod ----- 01-710852
 No. 5 rod with basket -- 01-710860
- Gage Plates - Insulated - Account and Reference Numbers
 No. 0-G plate -- 01-504024
 No. 1-G plate -- 01-504065
 No. 2-G plate -- 01-504073
- 60'-0" Undercut stock rails (straight) for replacement
 Account and Reference No. 08-455501, as per C.R. Plan 73062-(-).
- All rails to be Fully Heat Treated.

6- 3/4" x 6" Cone Neck Drive Spike are for use in circular holes in plates.

CONRAIL 73195-E

STANDARD
NO. 20 TURNOUT
RAIL and TIE LAYOUT FOR
BOLTED TRACK - 132RE RAIL
 JULY, 1979

 Chief Engineer - Maintenance of Way
 Chief Engineering Officer

This plan supersedes Plan 66535 - A dated Feb., 1971