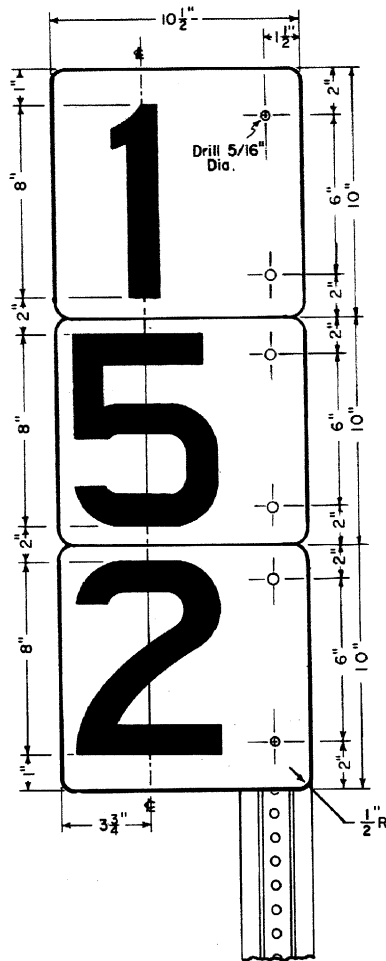
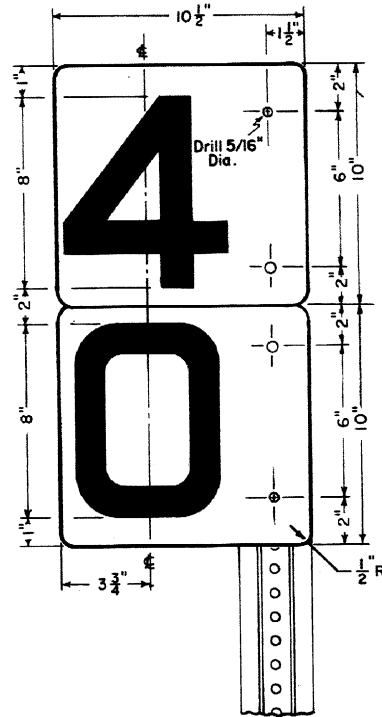


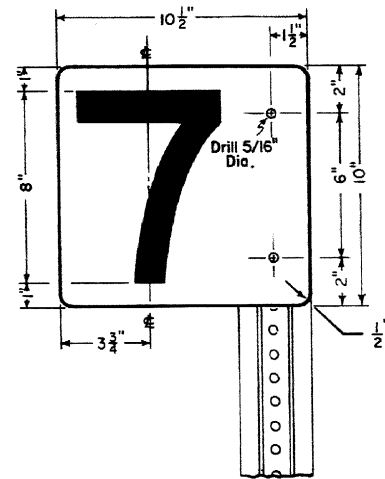
Revisions  
 "B" July, 1982  
 "C" April, 1991



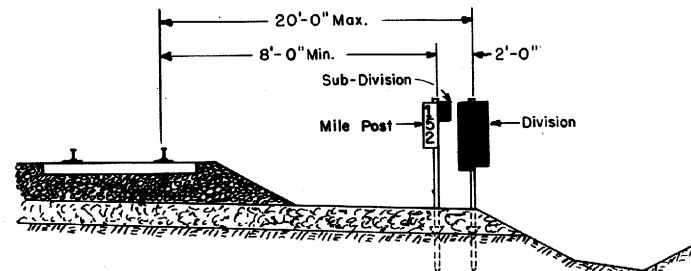
**3 NUMERAL SIGN**



**2 NUMERAL SIGN**




**1 NUMERAL SIGN**



**TYPICAL LOCATION OF SIGNS**

**NOTES**

Signs shall be mounted and located on 9'-6" post with anchor plate in accordance with Plan 78480-().  
 Signs shall be made of .081" - 6061-T6 Aluminum sheet with both faces covered with No.2870 Wide Angle Silver Flat Top Scotchlite and No.605 Black Scotchal letters, or equivalent.  
 Signs shall be made at Sign Shop in Canton, Ohio or by an outside manufacturer in accordance with specifications.  
 Signs shall be located on right hand side of railroad going north and west, not less than 8'-0" nor more than 20'-0" from gauge of nearest rail and as near as possible to the field side of the roadbed shoulder.  
 Mile Post signs at same location as Sub-Division signs shall be mounted on same post, with Mile Post signs projecting toward the track and Sub-Division signs toward the field.  
 Where applicable Mile Post signs shall be located in same perpendicular line from track on track side of Division Signs.  
 Sign Posts shall be 2'-0" apart.  
 In locations where Standard Sign Post cannot be used, Division Engineer shall approve manner of mounting signs.


**CONRAIL** 78451-C  
 STANDARD  
**MILE POST SIGNS**  
 SEPTEMBER, 1978  
*R. J. Smith* Chief Engineer - Maintenance of Way  
*B. J. Gordon* Chief Engineering Officer