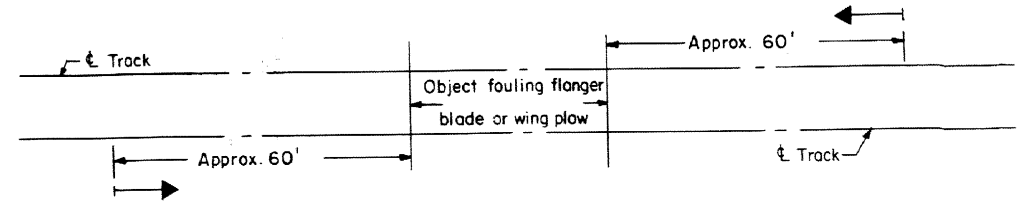
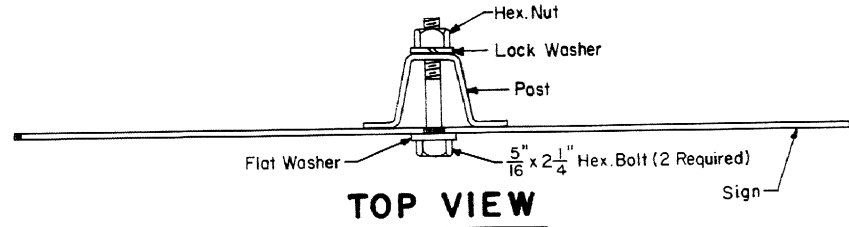
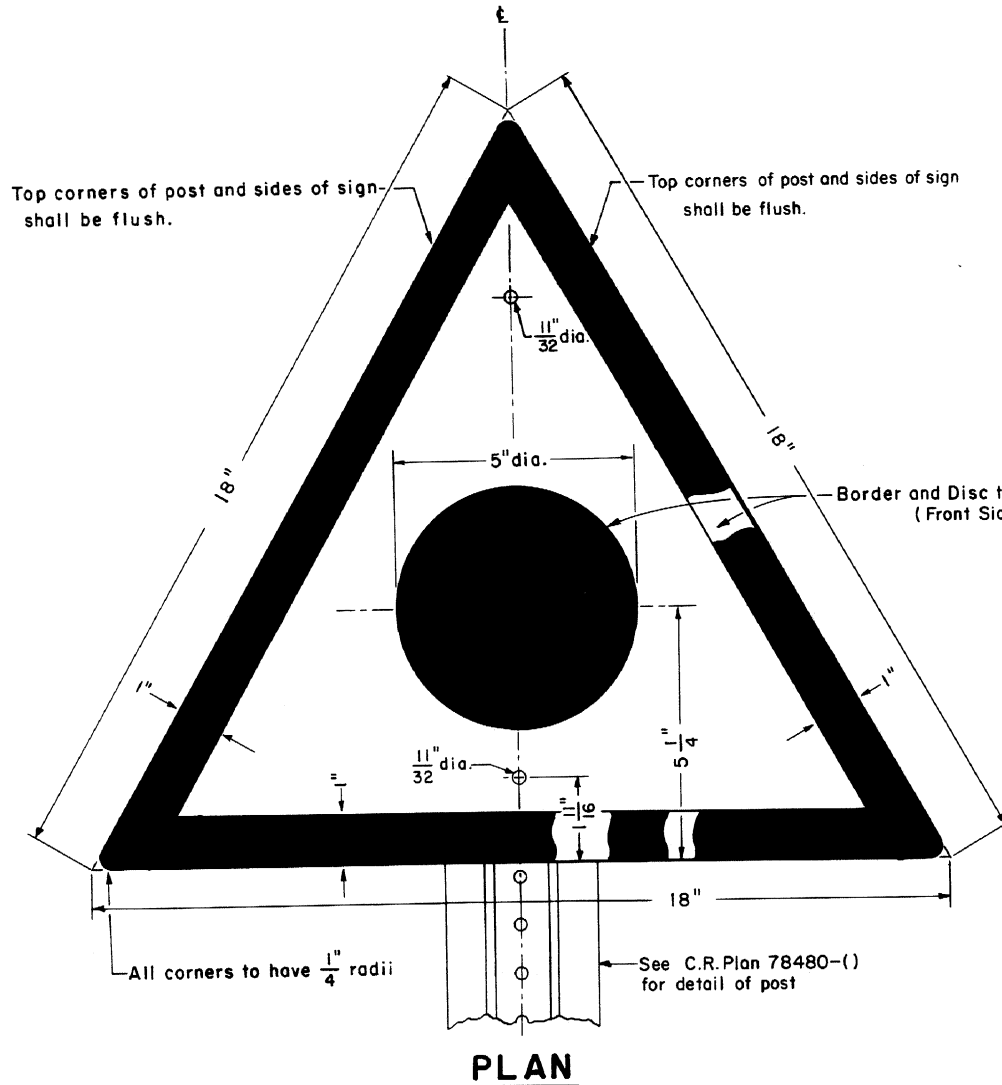


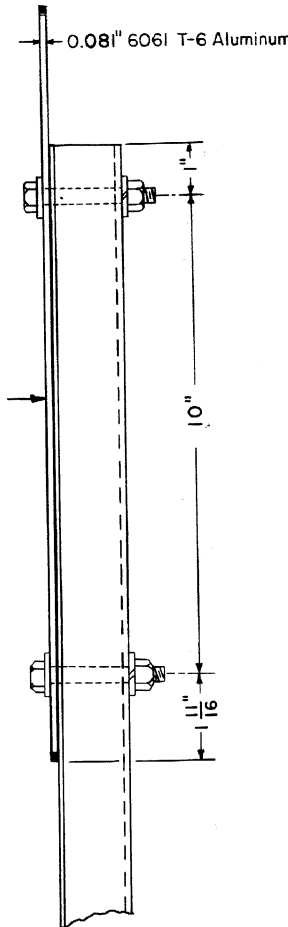
Revisions  
 "B" Oct., 1980  
 "C" July, 1982



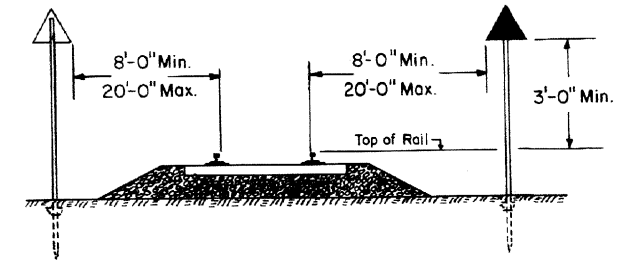
**LOCATION OF SIGNS**



**PLAN**



**SIDE VIEW**



**SECTION LOCATION OF SIGN**

**NOTES**

- 1- The sign shall be 0.081" 6061 T6 aluminum.
- 2- Sign shall be mounted on 9'-6" post with anchor plate in accordance with Plan 78480-().
- 3- Location- Sign will be to the right of track (or tracks) at right angles and approximately 60' from turnout, road crossing, crossing frog, guard rails, close side clearance, platform or other physical object that will foul flanger blade or wing plow in operation.
- 4- In ordering specify quantity of signs, posts and fastenings required. Each sign to be fastened to the post with 2 each - bolts, nuts, flat washers and lock washers (galvanized or cadmium plated).
- 5- Border and Disc to be black with the remaining triangular area to be Hi-Intensity Scotchlite Yellow No. 2871.

**CONRAIL 78460-C**

STANDARD  
**FLANGER SIGN**  
 JUNE, 1977

*RH Smith*  
Chief Engineer - Maintenance of Way
*L. J. Gordon*  
Chief Engineering Officer