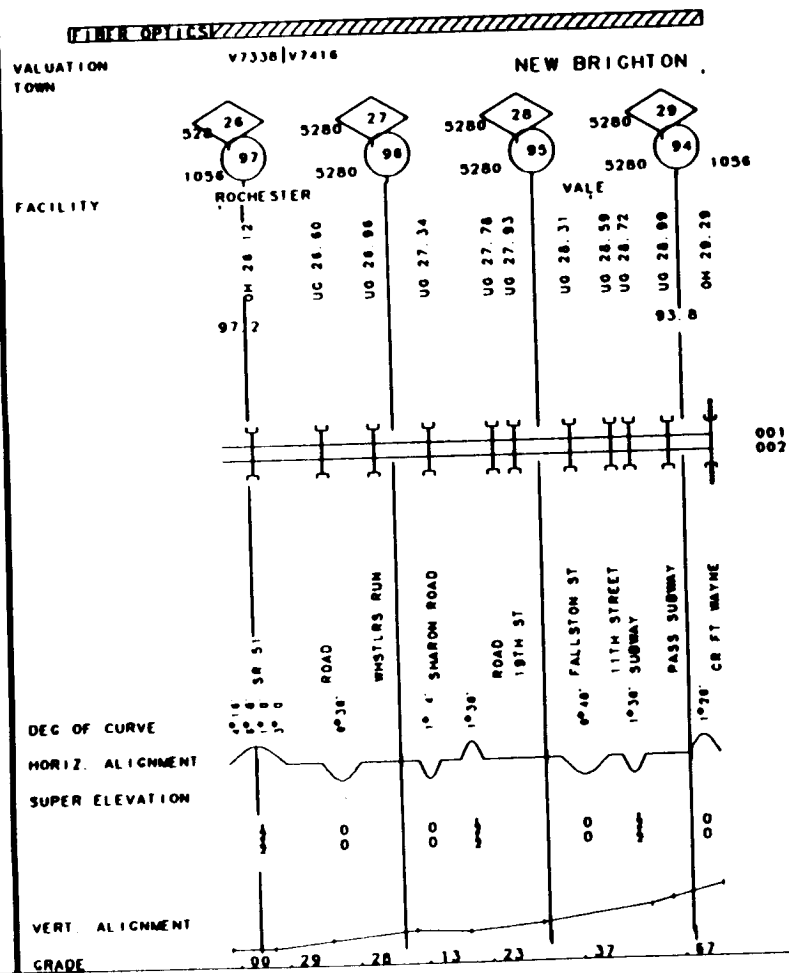




**PITTSBURGH DIVISION
INSPECTION TRIP
CONPIT TO BAYVIEW**

NOVEMBER 11, 1993



TRANSPORTATION DATA
PITTSBURGH DIVISION - YOUNGSTOWN LINE

CUSTOMER

CUSTOMER DATA - 1992 - 1993* (10 months)

| CARS IN | CARS OUT | TOTAL CARS | CR REV | AV REV CAR |
|------------|-------------|---------------|-----------|---------------|
|------------|-------------|---------------|-----------|---------------|

SEGMENT: MP 93.8 TO MP 90.0

SUPERVISOR: S. M. TIMKO
TRAINMASTER
YOUNGSTOWN, OHIO

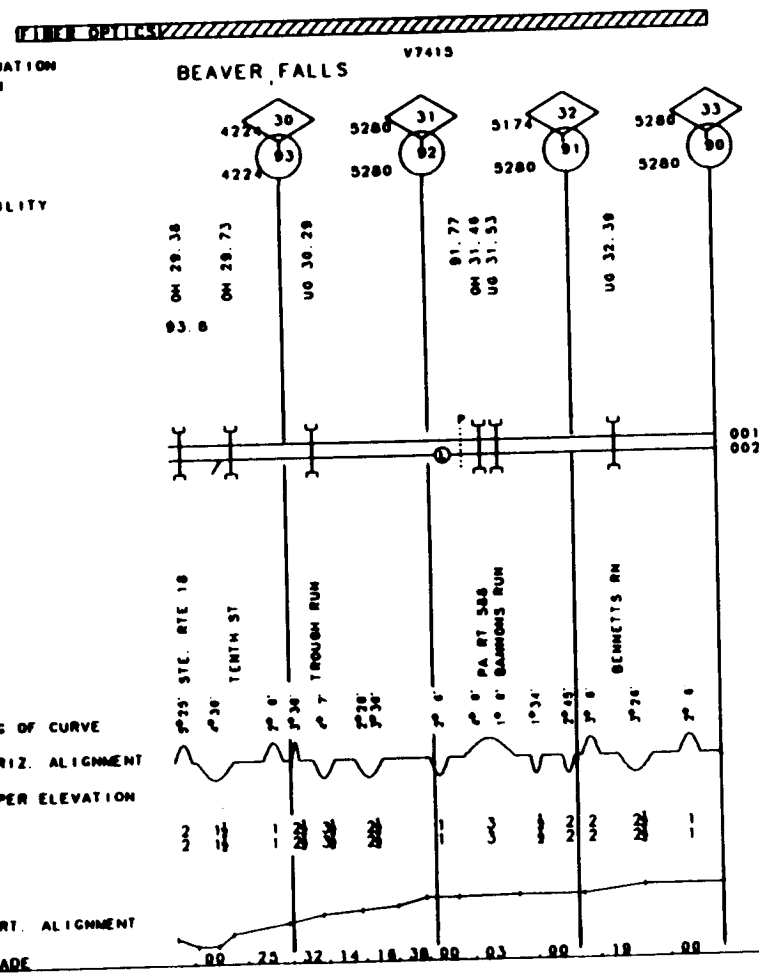
YARDS:

YARD JOBS:

LOCALS SERVING AREA:

BRANCHES:

NOTES:



TRANSPORTATION DATA
PITTSBURGH DIVISION - YOUNGSTOWN LINE

CUSTOMER

CUSTOMER DATA - 1992 - 1993* (10 months)

| CARS IN | CARS OUT | TOTAL CARS | CR REV | AV REV CAR |
|------------|-------------|---------------|-----------|---------------|
|------------|-------------|---------------|-----------|---------------|

SEGMENT: MP 90.0 TO MP 81.3

SUPERVISOR: S. M. TIMKO
TRAINMASTER
YOUNGSTOWN, OHIO

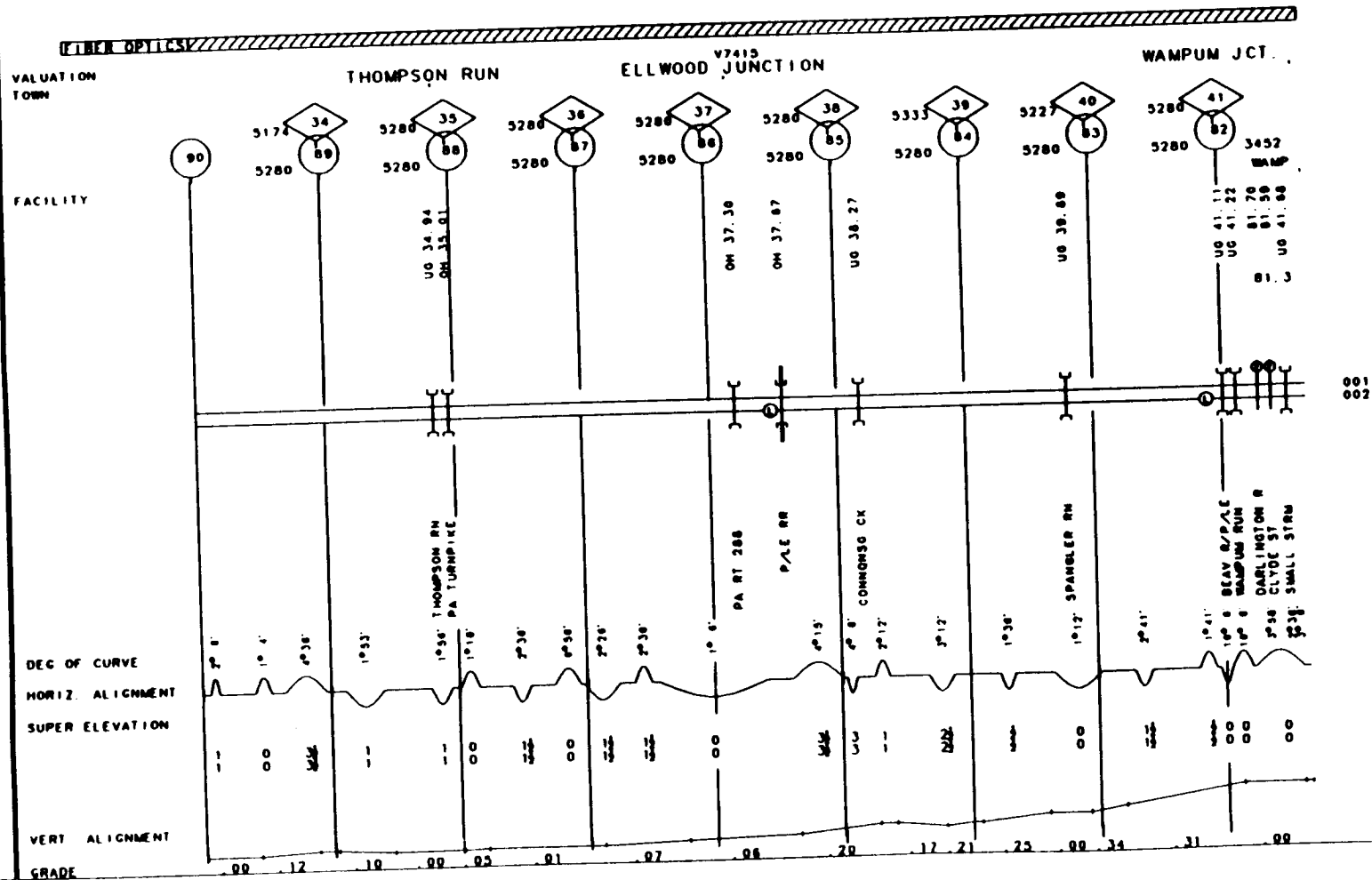
YARDS:

YARD JOBS:

LOCALS SERVING AREA:

BRANCHES:

NOTES:



TRANSPORTATION DATA
PITTSBURGH DIVISION - YOUNGSTOWN LINE

CUSTOMER

CUSTOMER DATA - 1992 - 1993* (10 months)
CARS CARS TOTAL CR AV REV
IN OUT CARS REV CAR

SEGMENT: MP 81.3 TO MP 80.0
SUPERVISOR: S. M. TIMKO
TRAINMASTER
YOUNGSTOWN, OHIO

YARDS:

YARD JOBS:

LOCALS SERVING AREA:

WIHN-04

BRANCHES:

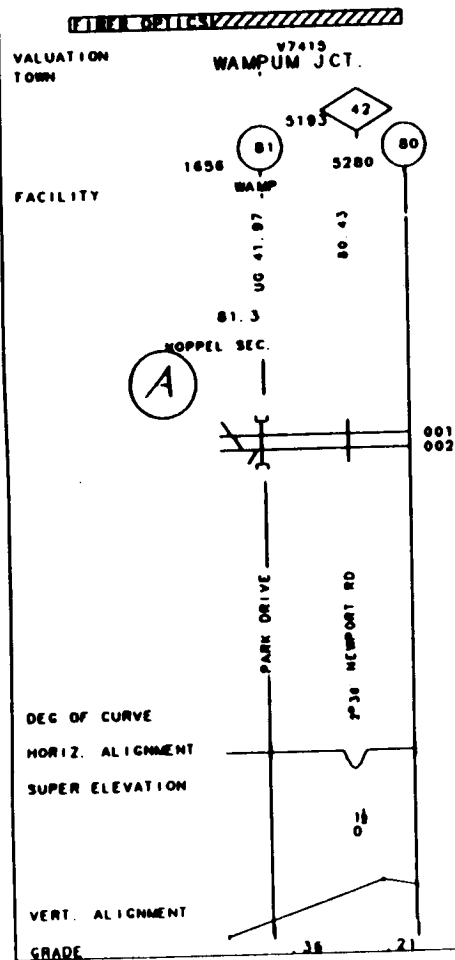
| | | | | | | |
|----------------------------|----------------------|-----|-----|-----|----------|--------|
| MP 81.3 - KOPPEL SECONDARY | (A) KOPPEL SECONDARY | | | | | |
| | KOPPEL STEEL | 339 | 80 | 419 | \$531670 | \$1269 |
| | (STEEL) | 443 | 137 | 580 | \$521572 | \$899 |
| | SHAMROCK KERRY | 0 | 216 | 216 | \$388707 | \$1800 |
| | (COAL) | 0 | 74 | 74 | \$93980 | \$1270 |

NOTES:

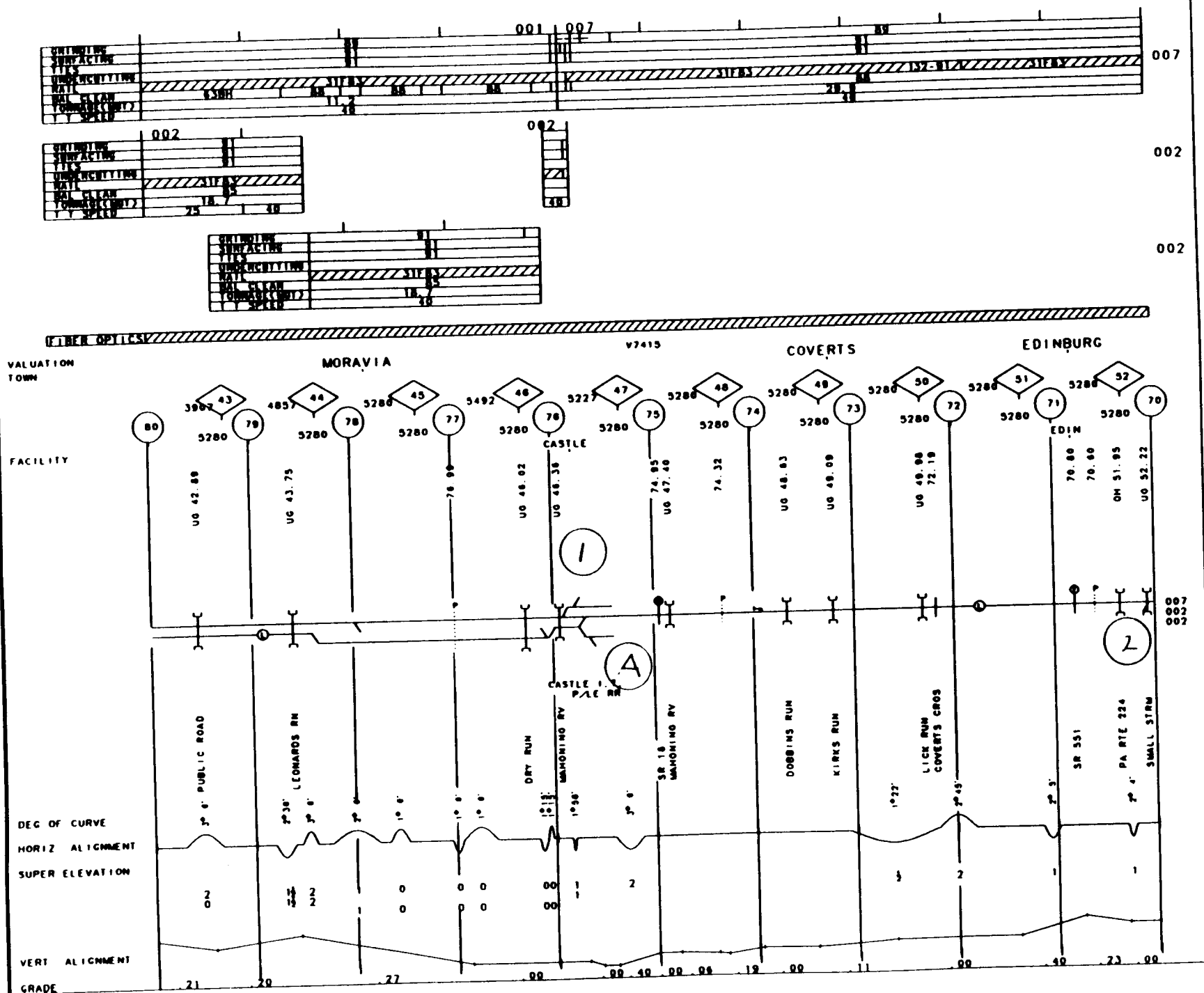
MP 81.3 - WAMP B.L.S.

| | | |
|------------------|--|--|
| VALUATION | | |
| TOWN | | |
| FACILITY | | |
| DEG OF CURVE | | |
| HORIZ. ALIGNMENT | | |
| SUPER ELEVATION | | |
| VERT. ALIGNMENT | | |
| GRADE | | |

| | | |
|------------------|--|--|
| VALUATION | | |
| TOWN | | |
| FACILITY | | |
| DEG OF CURVE | | |
| HORIZ. ALIGNMENT | | |
| SUPER ELEVATION | | |
| VERT. ALIGNMENT | | |
| GRADE | | |



| TRANSPORTATION DATA | | CUSTOMER | CUSTOMER DATA - 1992 - 1993* (10 MONTHS) | | | | |
|---|--|---|--|-------------|---------------|----------------------|-----------------|
| PITTSBURGH DIVISION - YOUNGSTOWN LINE | | | CARS IN | CARS OUT | TOTAL CARS | CR REV | AV REV CAR |
| SEGMENT: | MP 80.0 TO MP 70.0 | | | | | | |
| SUPERVISOR: | S. M. TIMKO TRAINMASTER YOUNGSTOWN, OHIO | (1) WAMPUM HARDWARE (AMONIUM NITRATE) * | 50 34 | 0 0 | 50 34 | \$36312 \$32398 | \$726 \$953 |
| | | (2) INDEPENDENT EXPLOSIVES (AMONIUM NITRATE) * | 0 0 | 0 0 | | | |
| YARDS: | | | | | | | |
| YARD JOBS: | | | | | | | |
| | | (A) ISS RAIL * | 253 165 | 200 37 | 453 202 | \$417398 \$230160 | \$921 \$1139 |
| LOCALS SERVING AREA: | | | | | | | |
| WIHN-04 | | | | | | | |
| BRANCHES: | | | | | | | |
| MP 75.8 - NEW CASTLE IND. TK. | | | | | | | |
| NOTES: | | | | | | | |
| MP 75.8 - CASTLE B.L.S. (CONN TO 3 RIVERS) | | | | | | | |
| MP 70.9 - EDEN B.L.S. | | | | | | | |



TRANSPORTATION DATA
PITTSBURGH DIVISION - YOUNGSTOWN LINE

CUSTOMER

CUSTOMER DATA - 1992 - 1993* (10 months)

| CARS IN | CARS OUT | TOTAL CARS | CR REV | AV REV CAR |
|------------|-------------|---------------|-----------|---------------|
|------------|-------------|---------------|-----------|---------------|

SEGMENT: MP 70.0 TO MP 60.0

SUPERVISOR: S. M. TIMKO
TRAINMASTER
YOUNGSTOWN, OHIO

YARDS:

HASELTON

YARD JOBS:

LOCALS SERVING AREA:

SERVED BY YARD CREWS

BRANCHES:

NOTES:

MP 61.4 - GRAHAM INTLG/B.L.S.
(LE&E CROSSES)

MP 60.3 - HAZEL B.L.S.

TRANSPORTATION DATA
PITTSBURGH DIVISION - YOUNGSTOWN LINE

CUSTOMER

CUSTOMER DATA - 1992 - 1993* (10 months)

| | | CARS IN | CARS OUT | TOTAL CARS | CR REV | AV REV CAR |
|--|--|------------|-------------|---------------|-----------|---------------|
|--|--|------------|-------------|---------------|-----------|---------------|

SEGMENT: MP 60.0 TO MP 58.4

SUPERVISOR: S. M. TIMKO
TRAINMASTER
YOUNGSTOWN, OHIO

YARDS:

| | | | | | | |
|------------|------------------------|------|------|------|--|--|
| YARD JOBS: | (A) CSXT INTERCHANGE | 2423 | 2753 | 5176 | | |
| | (incl P&LE for 1992) * | 1656 | 1431 | 3087 | | |

LOCALS SERVING AREA:

BRANCHES:

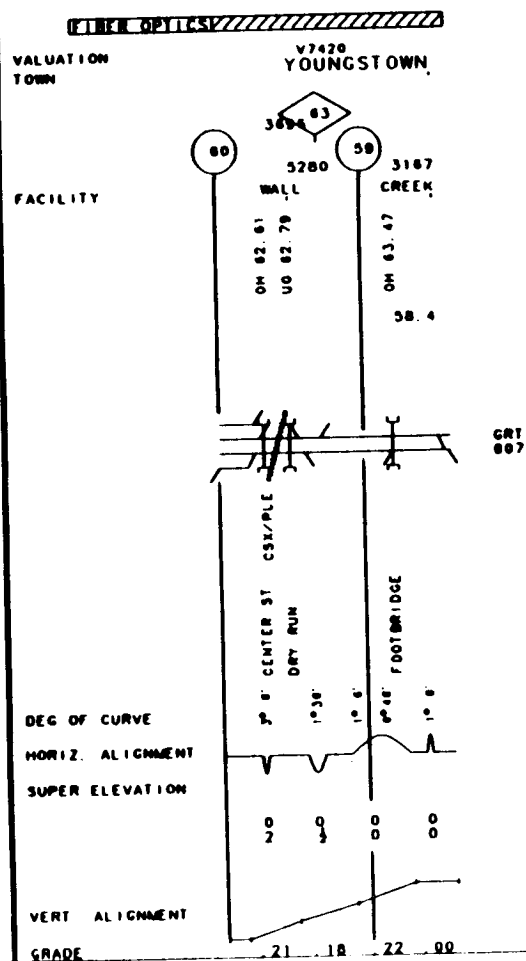
NOTES:

MP 59.6 - CENTER STREET (CSX CROSSING)

MP 59.5 - WALL B.L.S.

MP 58.4 - CREEK B.L.S.

The figure contains two Gantt charts. The top chart is for a 2-processor system, and the bottom chart is for a 3-processor system. Both charts show the execution of tasks: GRINDING, SHAPING, FILE, UNGRINDING, WAIT, POL. CLEAN, POL. CLEAN (CHIT), and SPLIT. The 3-processor system shows more parallel execution of tasks compared to the 2-processor system.



TRANSPORTATION DATA
PITTSBURGH DIVISION - YOUNGSTOWN LINE

CUSTOMER

CUSTOMER DATA - 1992 - 1993* (10 months)

| | | | CARS IN | CARS OUT | TOTAL CARS | CR REV | AV REV CAR |
|-------------|--|-------------------|------------|-------------|---------------|-----------|---------------|
| SEGMENT: | MP 58.3 TO MP 50.0 | | | | | | |
| SUPERVISOR: | S. M. TIMKO TRAINMASTER YOUNGSTOWN, OHIO | (1) MIDWEST STEEL | 6 | 21 | 27 | \$28496 | \$1055 |
| | | (SCRAP) | 1 | 10 | 11 | \$9505 | \$864 |
| | | BABCOCK LUMBER | 82 | 0 | 82 | \$107770 | \$1314 |
| | | (LUMBER) | 64 | 0 | 64 | \$78759 | \$1231 |

YARDS:

YARD JOBS:

LOCALS SERVING AREA:

SERVED BY HASELTON YARD CREWS

BRANCHES:

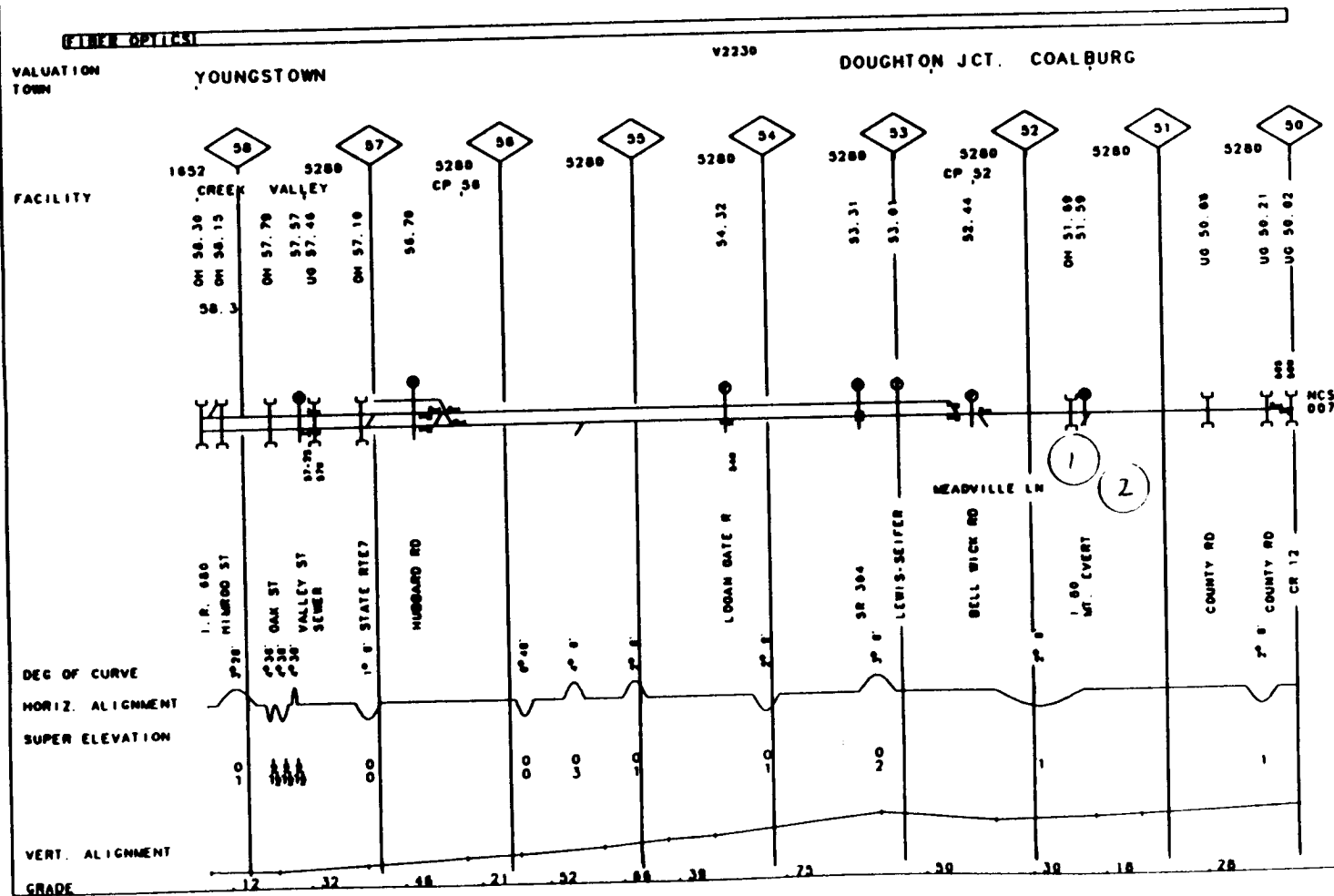

MP 52.4 - MEADVILLE LINE

NOTES:

MP 58.3 - JCT. P&LE RR

MP 56.3 - CP 56 INTLG. (R-DISP)

MP 52.4 - CP 52 INTLG. (R-DISP)



TRANSPORTATION DATA
PITTSBURGH DIVISION - YOUNGSTOWN LINE

CUSTOMER

CUSTOMER DATA - 1992 - 1993* (10 months)

| | | | CARS IN | CARS OUT | TOTAL CARS | CR REV | AV REV CAR |
|-------------|--|---------------------------|------------|-------------|---------------|-------------------|------------------|
| SEGMENT: | MP 50.0 TO MP 40.0 | | | | | | |
| SUPERVISOR: | S. M. TIMKO TRAINMASTER YOUNGSTOWN, OHIO | (1) 84 LUMBER (LUMBER) | 11 3 | 0 0 | 11 3 | \$11109 \$3484 | \$1010 \$1161 |

*

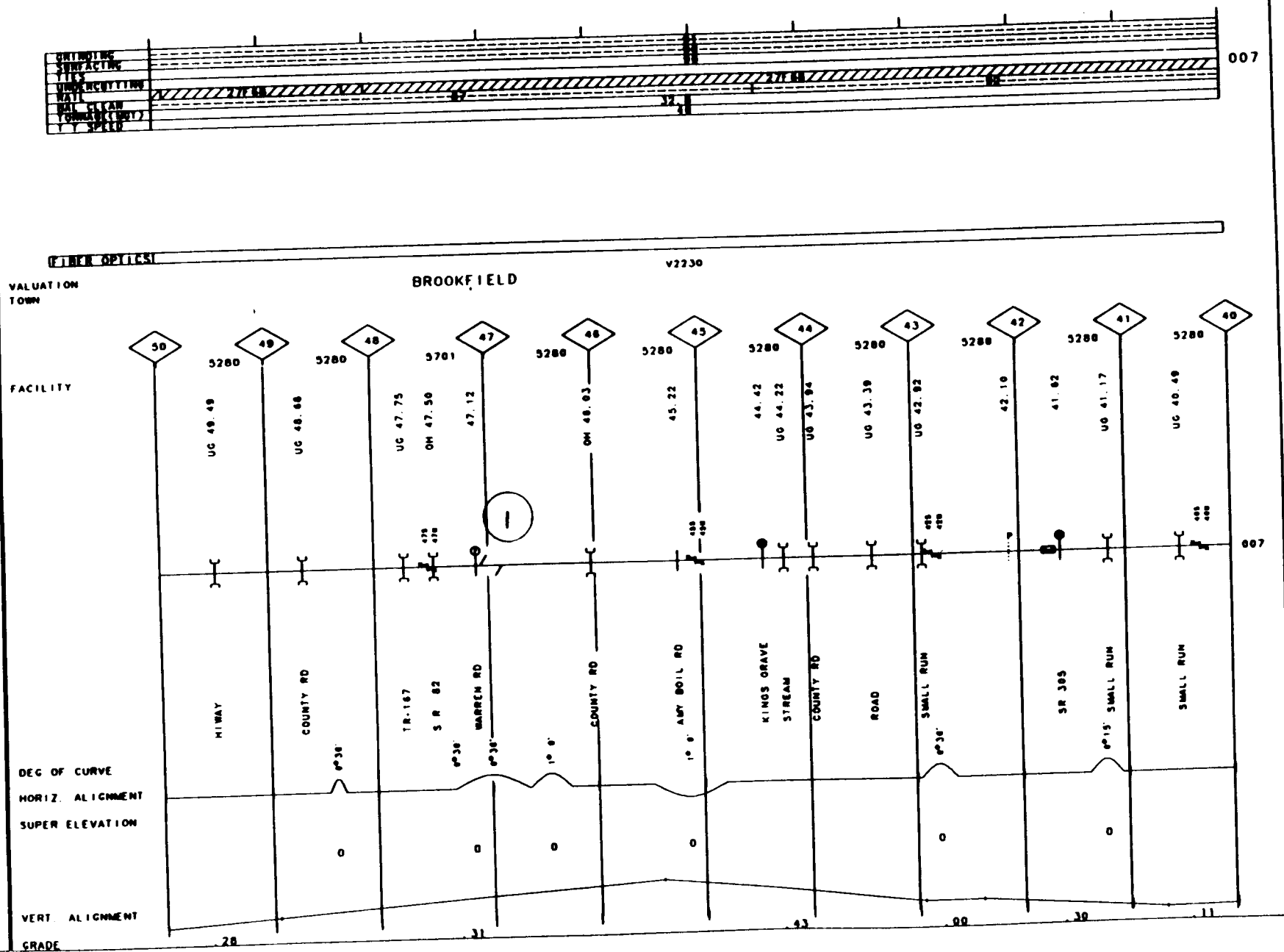
YARDS:

YARD JOBS:

LOCALS SERVING AREA:

BRANCHES:

NOTES:



TRANSPORTATION DATA
PITTSBURGH DIVISION - YOUNGSTOWN LINE

CUSTOMER

CUSTOMER DATA - 1992 - 1993* (10 months)

| CARS IN | CARS OUT | TOTAL CARS | CR REV | AV REV CAR |
|------------|-------------|---------------|-----------|---------------|
|------------|-------------|---------------|-----------|---------------|

SEGMENT: MP 40.0 TO MP 30.0

SUPERVISOR: S. M. TIMKO
TM - YOUNGSTOWN

B. N. JOHNSON
TM - ASHTABULA

YARDS:

YARD JOBS:

LOCALS SERVING AREA:

BRANCHES:

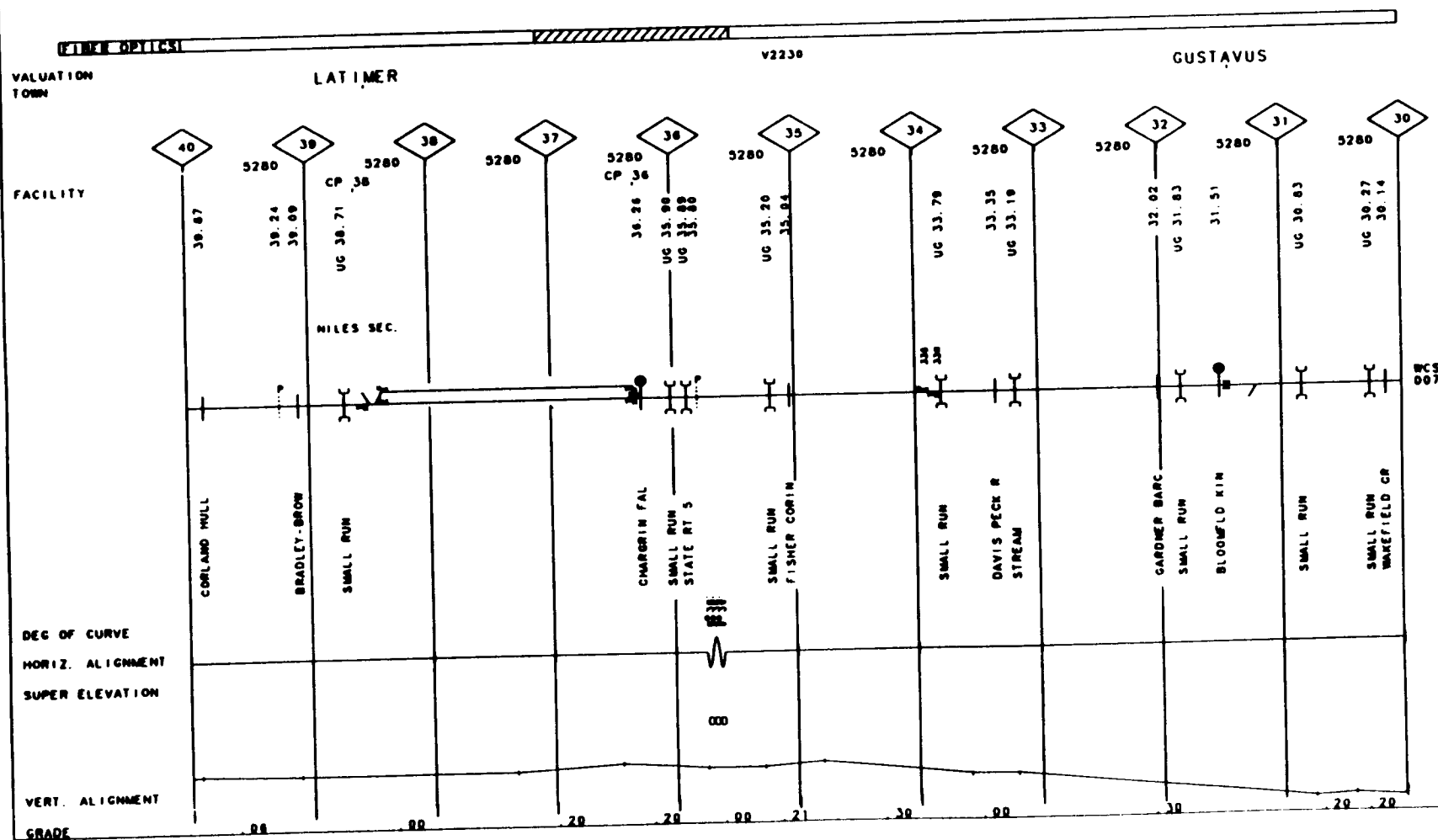
MP 38.6 - NILES SECONDARY

NOTES:

MP 38.6 - CP 38 INTLG. (R-DISP)

MP 36.3 - CP 36 INTLG. (R-DISP)

| | |
|--------------|-------|
| EXISTING | |
| SURFACING | |
| PAVING | |
| UNDERCUTTING | |
| PAV. CLEAN | 27.48 |
| FORMS (CUT) | 2.1 |
| TOTAL | 29.58 |



TRANSPORTATION DATA
PITTSBURGH DIVISION - YOUNGSTOWN LINE

CUSTOMER

CUSTOMER DATA - 1992 - 1993* (10 months)

| | | | CARS IN | CARS OUT | TOTAL CARS | CR REV | AV REV CAR |
|-------------|---|------------------------------------|------------|-------------|---------------|-----------|---------------|
| SEGMENT: | MP 30.0 TO MP 20.0 | | | | | | |
| SUPERVISOR: | B. N. JOHNSON TRAINMASTER ASHTABULA, OHIO | (1) CASCLIA FEED (FEED - GRAIN) | 0 0 | 0 0 | | | |

YARDS:

YARD JOBS:

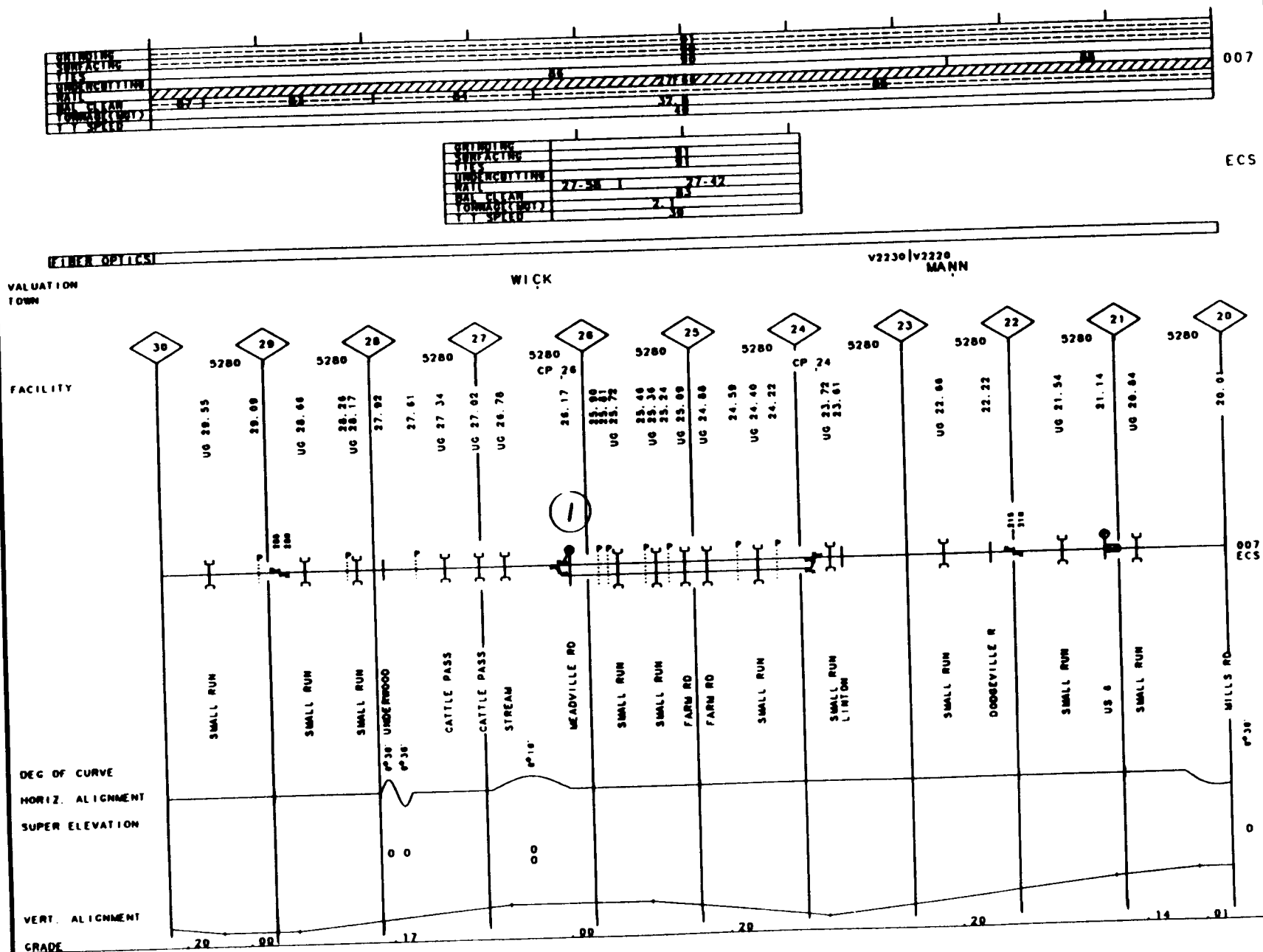
LOCALS SERVING AREA:

BRANCHES:

NOTES:

MP 26.6 - CP 26 INTLG. (R-DISP)

MP 23.8 - CP 24 INTLG. (R-DISP)



| TRANSPORTATION DATA | | CUSTOMER | CUSTOMER DATA - 1992 - 1993* (10 months) | | | | |
|---------------------------------------|---|----------|--|----------|------------|--------|------------|
| PITTSBURGH DIVISION - YOUNGSTOWN LINE | | | CARS IN | CARS OUT | TOTAL CARS | CR REV | AV REV CAR |
| SEGMENT: | MP 20.0 TO MP 10.0 | _____ | _____ | _____ | _____ | _____ | _____ |
| SUPERVISOR: | B. N. JOHNSON TRAINMASTER ASHTABULA, OHIO | | | | | | |
| YARDS: | | | | | | | |
| YARD JOBS: | | | | | | | |
| LOCALS SERVING AREA: | | | | | | | |
| BRANCHES: | | | | | | | |
| NOTES: | | | | | | | |
| MP 14.8 - CP 14 INTLG. (R-DISP) | | | | | | | |
| MP 12.6 - CP 13 INTLG. (R-DISP) | | | | | | | |

TRANSPORTATION DATA
PITTSBURGH DIVISION - YOUNGSTOWN LINE

CUSTOMER

CUSTOMER DATA - 1992 - 1993* (10 months)

| CARS IN | CARS OUT | TOTAL CARS | CR REV | AV REV CAR |
|------------|-------------|---------------|-----------|---------------|
|------------|-------------|---------------|-----------|---------------|

SEGMENT: MP 10.0 TO MP 0.0

SUPERVISOR: B. N. JOHNSON
TRAINMASTER
ASHTABULA, OHIO

YARDS:

CARSON

YARD JOBS:

LOCALS SERVING AREA:

SERVED BY YARD CREWS

BRANCHES:

MP 0.3 - CLEVELAND CONNECTING

MP 0.2 - HARBOR CONNECTING

MP 0.0 - CHICAGO LINE

NOTES:

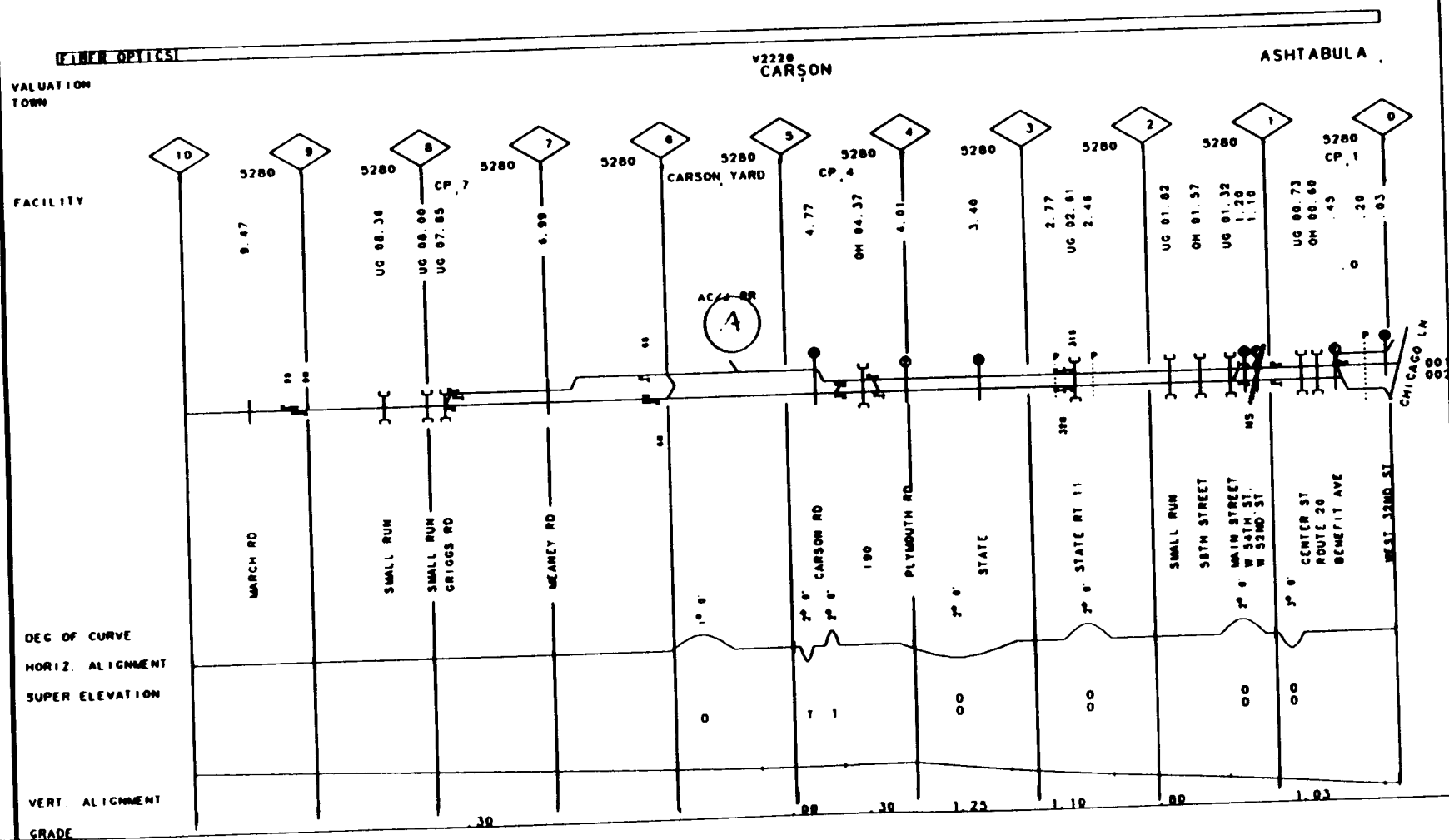
MP 7.7 - CP 7 (R-DISP)

MP 4.5 - CP 4 (R-DISP)

MP 0.0 - CHICAGO LINE CROSSES

(A) A.C. & J. INTERCHANGE

| | | | | |
|-----|-----|-----|----------|--------|
| 658 | 44 | 702 | \$709057 | \$1010 |
| 524 | 100 | 624 | \$581022 | \$931 |



007 002

00

007 002

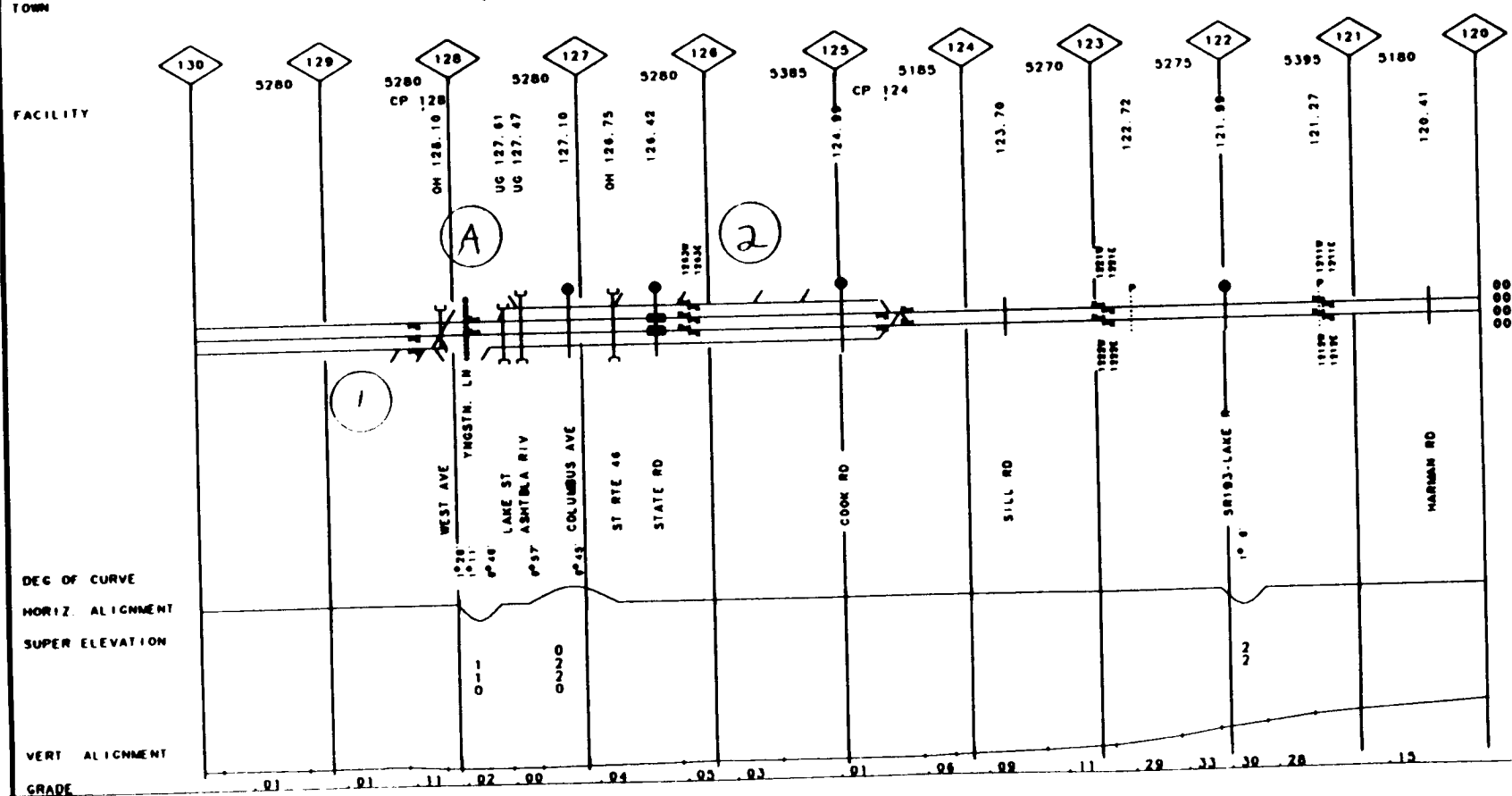
00

| TRANSPORTATION DATA PITTSBURGH DIVISION - CHICAGO LINE | | | CUSTOMER DATA | | 1992 - 1993* (10 MONTHS) | | |
|---|---|----------------------|---------------|-------------|--------------------------|--------------------|--------------------|
| | CUSTOMER | | CARS IN | CARS OUT | TOTAL CARS | CONRAIL REVENUE | REVENUE PER CAR |
| SEGMENT: | MP 130.0 TO MP 120.0 | | | | | | |
| SUPERVISOR: | B. N. JOHNSON TRAINMASTER ASHTABULA, OHIO | (1) WEST YARD AREA * | | | | | |
| | | ASHLAND CHEMICAL | 31 | 0 | 31 | \$37,408 | \$1,207 |
| | | (CHEMICALS) * | 368 | 44 | 412 | \$230,663 | \$560 |
| | | CAL GAS | 14 | 0 | 14 | \$15,695 | \$1,121 |
| | | (PROPANE) * | 0 | 0 | 0 | | |
| | | ITEN | 28 | 0 | 28 | \$23,305 | \$832 |
| YARDS: | | (BOXES) * | 19 | 0 | 19 | \$15,853 | \$834 |
| ASHTABULA WEST YARD | | | | | | | |
| YARD CREWS: | | (2) CEICO LEAD | | | | | |
| | | SCM PIGMENTS | 804 | 610 | 1,414 | \$2,666,548 | \$1,886 |
| | | (CHEMICALS) * | 531 | 744 | 1,275 | \$2,592,122 | \$2,033 |
| | | ACME CORP. | 0 | 14 | 14 | \$14,210 | 1,015 |
| | | (SCRAP) * | 0 | 18 | 18 | \$17,981 | 999 |
| | | VYGEN CORP. | 12 | 222 | 234 | \$642,306 | \$2,745 |
| LOCALS SERVING AREA: | | (CHEMICALS) * | 7 | 211 | 218 | \$528,042 | \$2,422 |
| | | DEXTREX CHEMICAL | 63 | 3 | 66 | \$167,339 | \$2,535 |
| SERVED BY YARD CREWS | | (CHEMICALS) * | 49 | 0 | 49 | \$111,387 | \$2,273 |
| | | ELKEM METALS | 442 | 78 | 520 | \$620,098 | \$1,192 |
| | | (METAL HARDENERS) * | 250 | 56 | 306 | \$394,132 | \$1,288 |
| BRANCHES: | | GEO. GULF | 295 | 768 | 1,063 | \$1,151,159 | \$1,083 |
| | | (CHEMICALS) * | 383 | 313 | 696 | \$1,006,693 | \$1,446 |
| | | ILLUMINATING CO. | 5,349 | 0 | 5,349 | \$3,423,310 | \$640 |
| MP 128.2 - YOUNGSTOWN LINE | | (COAL) * | 4,122 | 0 | 4,122 | \$2,515,878 | \$610 |
| HARBOR BRANCH | | | | | | | |
| NOTES: | | (A) HARBOR BRANCH | | | | | |
| | | CONRAIL COAL DOCK | 59,394 | 0 | 59,394 | \$45,788,744 | \$771 |
| | | (COAL) * | 24,454 | 0 | 24,454 | \$21,760,675 | \$890 |
| | | PINNEY DOCK | 0 | 45,096 | 45,096 | \$14,329,741 | \$318 |
| | | (ORE) * | 0 | 38,623 | 38,623 | \$13,439,874 | \$348 |
| | | ASHTABULA SALVAGE | 232 | 147 | 379 | \$439,024 | \$1,158 |
| MP 124.6 - CP 124 INTLG (R-DISP) | | (SCRAP) * | 102 | 338 | 440 | \$300,683 | \$683 |

40-3500 CHICAGO LINE

| | 004 | 30/30/40 | | 004 |
|---------------|-------|----------|--|-------|
| SHIMMING | | | | 87 |
| WELDING | | | | 95 |
| PAINTING | | | | |
| UNDERCUTTING | | | | |
| WALL | 27/81 | 27/81 | | 27/81 |
| V. CLEAN | 21/8 | 21/8 | | 21/8 |
| FORMED (UNIT) | 21/8 | 21/8 | | 21/8 |
| Y. SPILL | 28/28 | 28/28 | | 28/28 |

v2030



TRANSPORTATION DATA
PITTSBURGH DIVISION - CHICAGO LINE

| | | CUSTOMER | CUSTOMER DATA | | 1992 - 1993* (10 months) | | |
|-------------|--|-----------------------------|---------------|----------------|--------------------------|----------------------------|--------------------|
| SEGMENT: | MP 120.0 TO MP 110.0 | | CARS IN | CARS OUT | TOTAL CARS | CONRAIL REVENUE | REVENUE PER CAR |
| SUPERVISOR: | K. D. EVERALL TRAINMASTER ERIE, PA | (1) B&LE RAILROAD (COAL) | 8,908 360 | 1,132 1,732 | 10,040 2,092 | \$5,283,865 \$1,171,520 | \$526 \$560 |

YARDS:

YARD CREWS:

LOCALS SERVING AREA:

SERVED BY ROAD CREWS

BRANCHES:

NOTES:

MP 117.0 - CP 117 INTLG (R-DISP)
MP 113.1 - CP 113 INTLG (R-DISP)

| | | |
|-----------------|-------|-----|
| ENTRUSTING | | |
| SUBJECTING | | 80% |
| FILES | | 78 |
| UNDERCUTTING | | |
| WALL | 27-33 | 1 |
| WALL FLANK | | 57% |
| FORWARD CUTTING | 1-8 | |
| SPEED | 20 | |

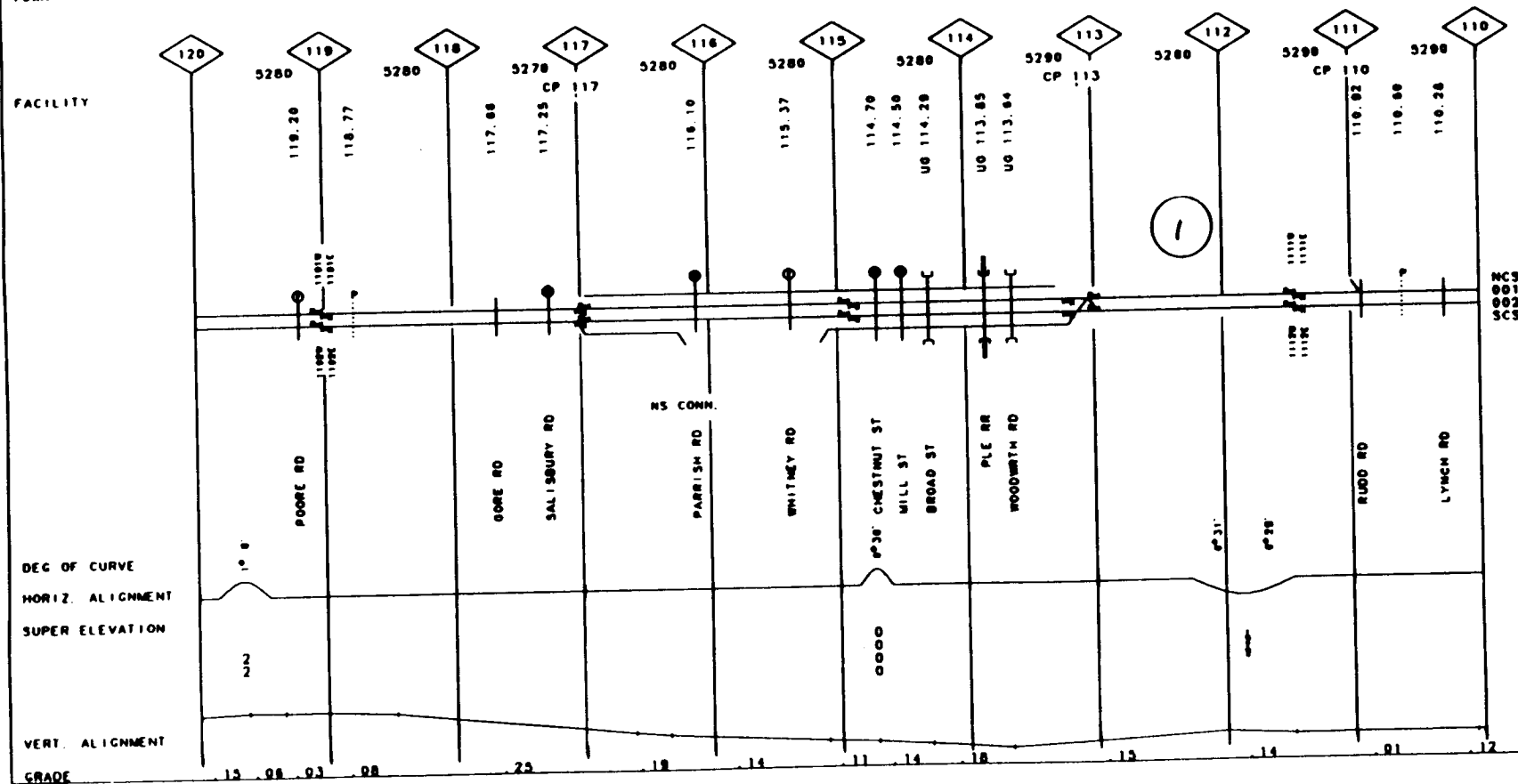
REF ID: A621432

CONNEAUT

ON PA A
v2030/v2020

VALUATION
TOWN

FACILITY



NCS

001

002

SCS

NC3
001
002
SC3

9

HO

00 04

2

010
012

103

10

R

1

I

1

34

10

THE

10

1

1

TRANSPORTATION DATA
PITTSBURGH DIVISION - CHICAGO LINE

| | | | CUSTOMER DATA | | 1992 - 1993* (10 months) | | |
|-------------|----------------------|--------------------|---------------|-------------|--------------------------|--------------------|--------------------|
| | | | CARS IN | CARS OUT | TOTAL CARS | CONRAIL REVENUE | REVENUE PER CAR |
| SEGMENT: | MP 110.0 TO MP 100.0 | CUSTOMER | | | | | |
| SUPERVISOR: | K. D. EVERALL | (1) TRUE TEMPER | 1 | 95 | 96 | \$150,437 | \$1,567 |
| | TRAINMASTER | (RWY TRACK MATL) * | 1 | 74 | 75 | \$112,653 | \$1,502 |
| | ERIE, PA | | | | | | |

YARDS:


YARD CREWS:

LOCALS SERVING AREA:

SERVED BY ROAD CREWS

BRANCHES:

NOTES:



TRANSPORTATION DATA
PITTSBURGH DIVISION - CHICAGO LINE

| | | CUSTOMER | CUSTOMER DATA | | 1992 - 1993* (10 months) | | |
|-------------|--|----------------------------|---------------|-------------|--------------------------|--------------------|--------------------|
| SEGMENT: | MP 100.0 TO MP 90.0 | | CARS IN | CARS OUT | TOTAL CARS | CONRAIL REVENUE | REVENUE PER CAR |
| SUPERVISOR: | K. D. EVERALL TRAINMASTER ERIE, PA | (1) LOC LUMBER (LUMBER) | 3 0 | 0 0 | 3 0 | \$4,197 | \$1,399 |

YARDS:

YARD CREWS:



LOCALS SERVING AREA:

SERVED BY YARD CREWS

BRANCHES:


NOTES:

MP 97.5 - CP 97 INTLG (R-DISP)



TRANSPORTATION DATA
PITTSBURGH DIVISION - CHICAGO LINE

| TRANSPORTATION DATA | | CUSTOMER DATA | | 1992 - 1993* (10 months) | | | |
|------------------------------------|--------------------|------------------------|---------|--------------------------|------------|-----------------|-----------------|
| PITTSBURGH DIVISION - CHICAGO LINE | | CUSTOMER | CARS IN | CARS OUT | TOTAL CARS | CONRAIL REVENUE | REVENUE PER CAR |
| SEGMENT: | MP 90.0 TO MP 80.0 | | | | | | |
| SUPERVISOR: | K. D. EVERALL | (1) PYRAMID INDUSTRIES | 26 | 0 | 26 | \$58,160 | \$2,237 |
| | TRAINMASTER | (COATED WIRE) * | 24 | 0 | 24 | \$56,588 | \$2,358 |
| | ERIE, PA | (2) NATIONAL FORGE | 7 | 8 | 15 | \$24,726 | \$1,648 |
| | | (SCRAP) * | 12 | 56 | 68 | \$81,504 | \$1,199 |
| | | (3) UNITED OF ERIE | 27 | 1 | 28 | \$61,760 | \$2,206 |
| YARDS: | | (PETROLEUM PROD) * | 34 | 0 | 34 | \$79,145 | \$2,328 |
| | | (4) TIMES PUBLISHING | 18 | 0 | 18 | \$87,358 | \$4,853 |
| | | (NEWSPRINT) * | 12 | 0 | 12 | \$60,508 | \$5,042 |
| ERIE | | (5) LIBERTY IRON | 33 | 3 | 36 | \$34,061 | \$946 |
| | | (SCRAP) * | 26 | 40 | 66 | \$66,118 | \$1,002 |
| YARD CREWS: | | (6) CODAN MARINE TERM | 115 | 288 | 403 | \$290,666 | \$721 |
| | | (SCRAP) * | 2 | 238 | 240 | \$221,524 | \$923 |
| | | GAF | 364 | 0 | 364 | \$453,424 | \$1,246 |
| YIER-10 | | (BLDG PRODUCTS) * | 359 | 0 | 359 | \$463,098 | \$1,290 |
| YIER-12 | | EIRE COKE | 1390 | 172 | 1,562 | \$1,898,666 | \$1,216 |
| | | (COAL) * | 1582 | 77 | 1,659 | \$2,124,881 | \$1,281 |
| LOCALS SERVING AREA: | | ZURN | 2 | 61 | 63 | \$578,532 | \$9,183 |
| | | (BOILERS) * | 4 | 50 | 54 | \$317,697 | \$5,883 |
| SERVED BY YARD CREWS | | (7) PENN IRON | | | 0 | | |
| | | (SCRAP) * | | | 0 | | |
| BRANCHES: | | (8) HAMMERMILL PAPER | 4797 | 3424 | 8,221 | \$6,484,803 | \$789 |
| | | (PULP) * | 4761 | 4569 | 9,330 | \$6,958,096 | \$746 |
| | | ERIE CRATE | 32 | 0 | 32 | \$85,457 | \$2,671 |
| | | (LUMBER) * | 27 | 1 | 28 | \$76,812 | \$2,743 |
| | | INLAND CONTAINER | 524 | 0 | 524 | \$607,754 | \$1,160 |
| | | (PULP BOARD) * | 457 | 6 | 463 | \$510,978 | \$1,104 |
| | | (9) GENERAL ELECTRIC | 207 | 120 | 327 | \$549,342 | \$1,680 |
| | | (LOCOMOTIVES) * | 235 | 8 | 243 | \$487,682 | \$2,007 |
| NOTES: | | | | | | | |
| MP 89.7 - CP 89 INTLG (R-DISP) | | | | | | | |
| MP 85.6 - CP 85 INTLG (R-DISP) | | (A) NS INTERCHANGE | 56 | 61 | 117 | | |
| | | * | 30 | 40 | 70 | | |



TRANSPORTATION DATA
PITTSBURGH DIVISION - CHICAGO LINE

SEGMENT: MP 80.0 TO MP 70.0

SUPERVISOR: K. D. EVERALL
TRAINMASTER
ERIE, PA

CUSTOMER

(1) ELECTRIC MATERIAL
(NON-FERROUS METALS)*

CUSTOMER DATA 1992 - 1993* (10 months)

| CARS IN | CARS OUT | TOTAL CARS | CONRAIL REVENUE | REVENUE PER CAR |
|------------|-------------|---------------|--------------------|--------------------|
|------------|-------------|---------------|--------------------|--------------------|

| | | | | |
|---|---|--|--|--|
| 0 | 0 | | | |
| 0 | 0 | | | |

YARDS:

YARD CREWS:

LOCALS SERVING AREA:



SERVED BY ROAD CREWS

BRANCHES:

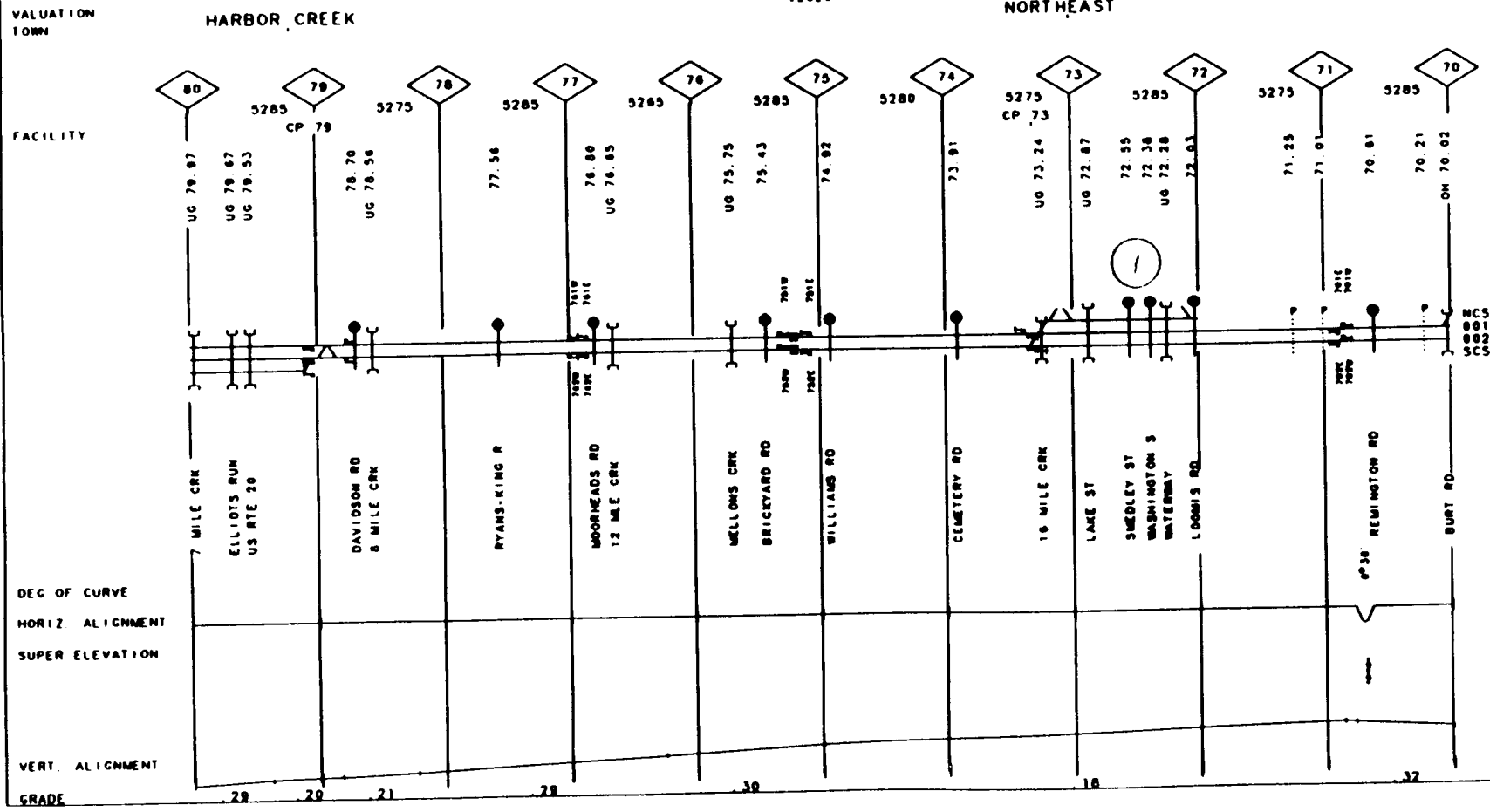
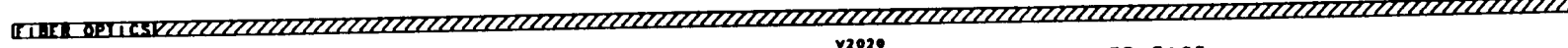
NOTES:

MP 79.0 - CP 79 INTLG (R-DISP)
MP 73.3 - CP 73 INTLG (R-DISP)

| | |
|--------------------|-------|
| EXISTING SURFACING | |
| TIES | 55 |
| UNDERCUTTING | 27.48 |
| PAV. CLEAN | 1.0 |
| FORWARD (M/T) | 20 |
| T. SPEED | |



| | |
|--------------------|-------|
| EXISTING SURFACING | BE |
| TIES | BE |
| UNDERCUTTING | 27.48 |
| PAV. CLEAN | 1.0 |
| FORWARD (M/T) | 20 |
| T. SPEED | |



TRANSPORTATION DATA
PITTSBURGH DIVISION - CHICAGO LINE

SEGMENT: MP 70.0 TO MP 60.0

SUPERVISOR: K. D. EVERALL
TRAINMASTER
ERIE, PA

CUSTOMER

(1) 84 LUMBER
(LUMBER)

*

CUSTOMER DATA 1992 - 1993* (10 months)

| CARS IN | CARS OUT | TOTAL CARS | CONRAIL REVENUE | REVENUE PER CAR |
|------------|-------------|---------------|--------------------|--------------------|
| 8 | 0 | 8 | \$8,089 | \$1,011 |
| 4 | 0 | 4 | \$4,134 | \$1,034 |

YARDS:

YARD CREWS:

LOCALS SERVING AREA:


SERVED BY ROAD CREWS

BRANCHES:

NOTES:

MP 66.0 - CP 66 INTLG (R-DISP)
MP 63.8 - CP 63 INTLG (R-DISP)

| | 60.00 | - MP | 68.40 | NY/ PA | 14 |
|----|-------|------|-------|--------|----|
| MP | 68.40 | | 70.00 | | |

**VALUATION
TOWN**

| TRANSPORTATION DATA | | | CUSTOMER DATA | | 1992 - 1993* (10 months) | | |
|------------------------------------|--------------------|----------------------|---------------|------|--------------------------|----------|---------|
| PITTSBURGH DIVISION - CHICAGO LINE | | | CARS | CARS | TOTAL | CONRAIL | REVENUE |
| | | CUSTOMER | IN | OUT | CARS | REVENUE | PER CAR |
| SEGMENT: | MP 60.0 TO MP 50.0 | | | | | | |
| SUPERVISOR: | K. D. EVERALL | (1) MOGAN DAVID WINE | 21 | 0 | 21 | \$18,614 | \$886 |
| | TRAINMASTER | (WINE) * | 14 | 0 | 14 | \$12,164 | \$869 |
| | ERIE, PA | | | | | | |

YARDS:

YARD CREWS:

LOCALS SERVING AREA:

SERVED BY ROAD CREWS

BRANCHES:

NOTES:

MP 58.2 - CP 58 INTLG (R-DISP)
 MP 56.2 - CP 56 INTLG (R-DISP)
 MP 50.0 - CP 49 INTLG (R-DISP)



TRANSPORTATION DATA
PITTSBURGH DIVISION - CHICAGO LINE

| | | CUSTOMER | CUSTOMER DATA | | 1992 - 1993* (10 months) | | |
|-------------|--|--------------------------------|---------------|-------------|--------------------------|-----------------------------|--------------------|
| SEGMENT: | MP 50.0 TO MP 40.0 | | CARS IN | CARS OUT | TOTAL CARS | CONRAIL REVENUE | REVENUE PER CAR |
| SUPERVISOR: | K. D. EVERALL TRAINMASTER ERIE, PA | (1) NIAGARA MOHAWK (COAL) * | 15729 9521 | 0 0 | 15,729 9,521 | \$13,728,575 \$8,839,448 | \$873 \$928 |

YARDS:

YARD CREWS:

LOCALS SERVING AREA:

SERVED BY YARD CREWS

BRANCHES:

NOTES:

MP 47.2 - CP 47 INTLG (R-DISP)
MP 42.0 - CP 42 INTLG (R-DISP)
MP 40.1 - CP 39 INTLG (R-DISP)

16 NY

MP 40.00 - MP 50.00

REV. 01/01/93

40-3500 CHICAGO LINE

VALUATION TOWN

BROXTON

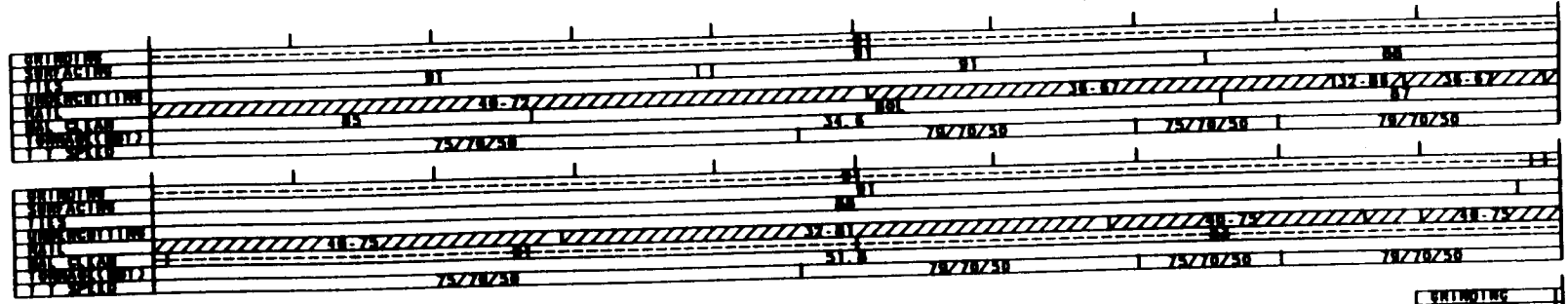
V2010

DUNKIRK

FACILITY

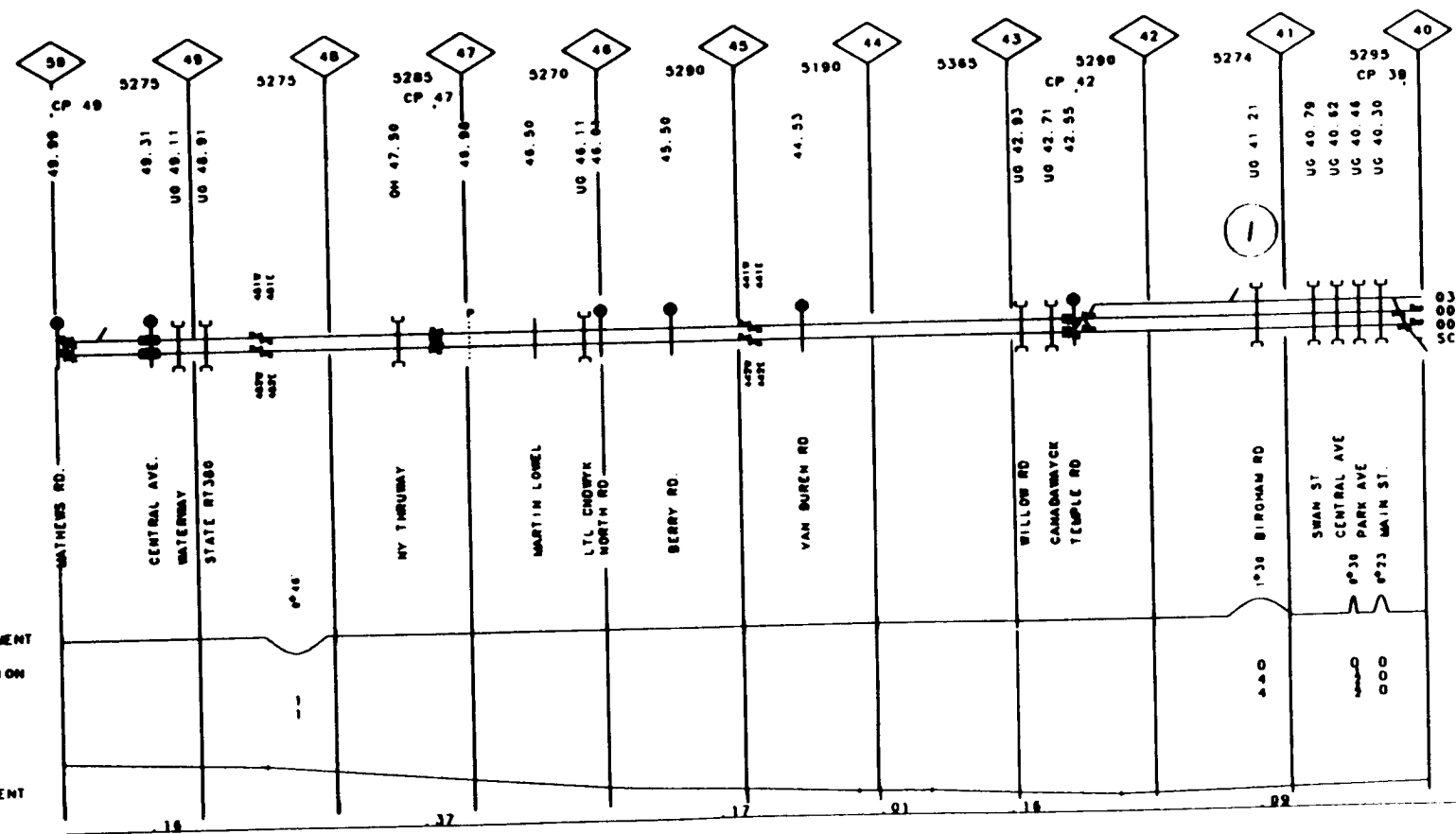
DEC OF CURVE
HORIZ. ALIGNMENT
SUPER ELEVATION

VERT. ALIGNMENT
GRADE



| | |
|--------------|-------|
| ENTWING | 82 |
| SURFACING | 88 |
| UNDERCUTTING | 15-23 |
| PAV. CLEAN | 27-41 |
| PAV. CLEAN | 578 |
| PAV. CLEAN | 2.3 |
| PAV. CLEAN | 28 |

| | |
|--------------|-------|
| ENTWING | 82 |
| SURFACING | 88 |
| UNDERCUTTING | 15-23 |
| PAV. CLEAN | 27-41 |
| PAV. CLEAN | 578 |
| PAV. CLEAN | 2.3 |
| PAV. CLEAN | 28 |



039
001
002
SCS

TRANSPORTATION DATA
PITTSBURGH DIVISION - CHICAGO LINE

| TRANSPORTATION DATA | | CUSTOMER DATA | | 1992 - 1993* (10 months) | | | |
|------------------------------------|--|-------------------------|------------|--------------------------|---------------|--------------------|--------------------|
| PITTSBURGH DIVISION - CHICAGO LINE | | | CARS IN | CARS OUT | TOTAL CARS | CONRAIL REVENUE | REVENUE PER CAR |
| SEGMENT: | MP 40.0 TO MP 30.0 | CUSTOMER | | | | | |
| SUPERVISOR: | K. D. EVERALL TRAINMASTER ERIE, PA | (1) FREDONIA INDUSTRIAL | | | | | |
| | | REDWING | 515 | 3 | 518 | \$848,376 | \$1,638 |
| | | (FOOD OILS) * | 436 | 4 | 440 | \$716,547 | \$1,629 |
| YARDS: | | CLIFF STAR | 251 | 42 | 293 | \$473,643 | \$1,617 |
| | | (WAREHOUSE) * | 212 | 71 | 283 | \$566,202 | \$2,001 |
| DUNKIRK | | DUNKIRK ICE CREAM | 86 | 1 | 87 | \$177,043 | \$2,035 |
| | | (SUGAR) * | 62 | 2 | 64 | \$121,635 | \$1,901 |
| YARD CREWS: | | TALCOTT COND STG. | 258 | 3 | 261 | \$329,664 | \$1,263 |
| | | (FROZEN FOOD WHS) * | 174 | 0 | 174 | \$230,231 | \$1,323 |
| YIDU-10 | | | | | | | |
| | | | | | | | |
| LOCALS SERVING AREA: | | (2) RALSTON PURINA | 1710 | 319 | 2,029 | \$1,720,211 | \$848 |
| SERVED BY YARD CREWS | | (GRAIN-PET FOOD) * | 1708 | 320 | 2,028 | \$1,676,243 | \$827 |

BRANCHES:

MP 39.6 - FREDONIA INDUSTRIAL TK.

NOTES:

MP 37.0 - CP 37 INTLG (R-DISP)
MP 32.7 - CP 32 INTLG (R-DISP)
MP 30.8 - CP 31 INTLG (R-DISP)

| | | |
|------------|-------|--------|
| STATIONING | | |
| STARTING | 87 | |
| END | 88 | |
| LENGTH | 12.37 | 127.41 |
| DATE | 575 | |
| BY | 2 | |
| CHKD | 20 | |

| | | |
|------------|-------|--------|
| STATIONING | | |
| STARTING | 87 | |
| END | 88 | |
| LENGTH | 12.37 | 127.41 |
| DATE | 575 | |
| BY | 2 | |
| CHKD | 20 | |

| | | |
|------------|-------|--------|
| STATIONING | | |
| STARTING | 87 | |
| END | 88 | |
| LENGTH | 12.37 | 127.41 |
| DATE | 575 | |
| BY | 2 | |
| CHKD | 20 | |

| | | |
|------------|-------|--------|
| STATIONING | | |
| STARTING | 87 | |
| END | 88 | |
| LENGTH | 12.37 | 127.41 |
| DATE | 575 | |
| BY | 2 | |
| CHKD | 20 | |

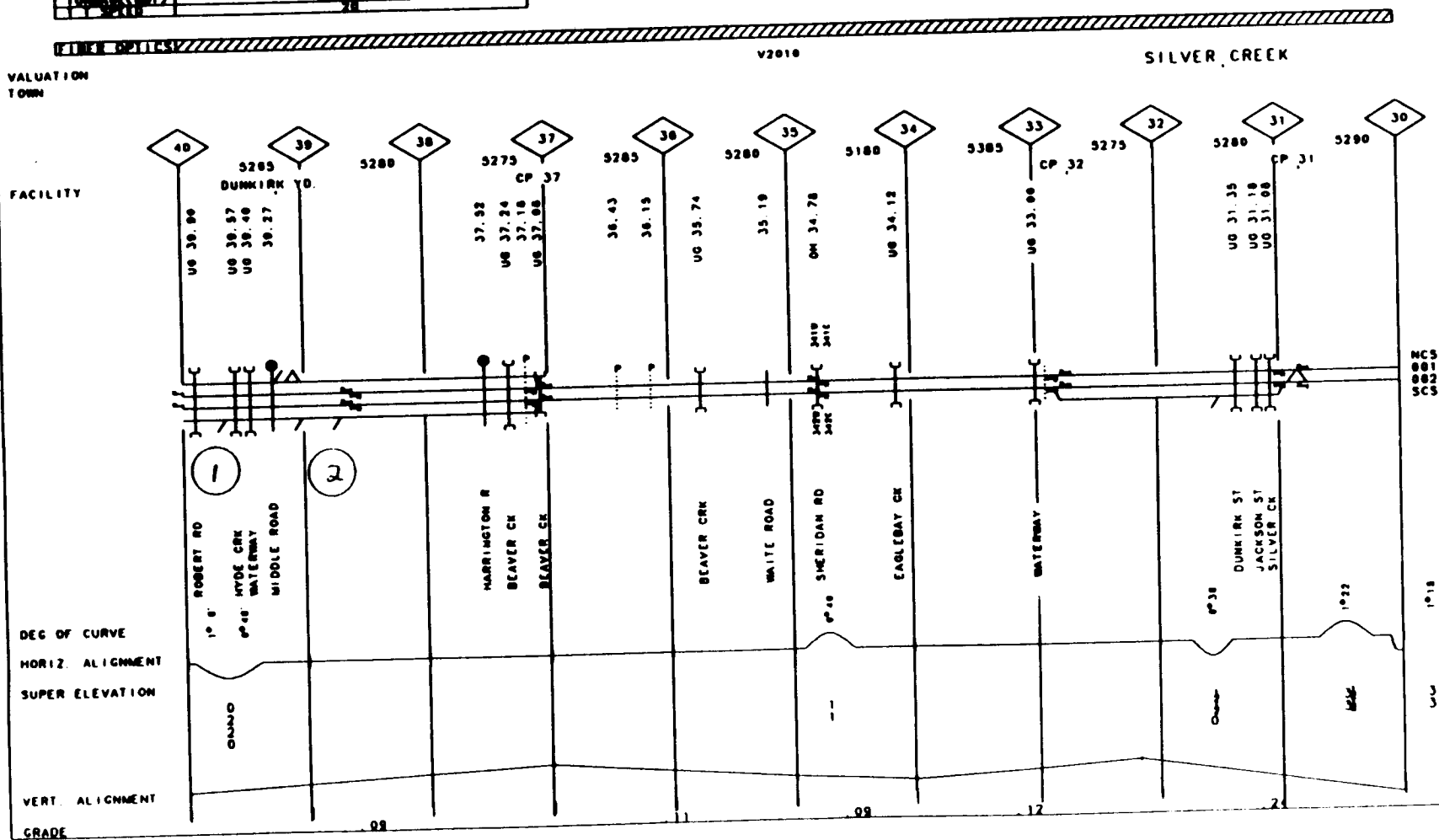
| | |
|-------|--|
| SCS | |
| 75 | |
| 27.31 | |
| 575 | |
| 2 | |

VALUATION
TOWN

FACILITY

DEC OF CURVE
HORIZ. ALIGNMENT
SUPER ELEVATION

VERT. ALIGNMENT
GRADE



NCS

001

002

SCS

NCS
001
002
SCS

17

NY

40.00

MP

30.00

MP

01/01/93

REV.

40-3500

CHICAGO LINE

TRANSPORTATION DATA
PITTSBURGH DIVISION - CHICAGO LINE

CUSTOMER

SEGMENT: MP 30.0 TO MP 20.0

SUPERVISOR: K. D. EVERALL
TRAINMASTER
ERIE, PA

YARDS:

YARD CREWS:

LOCALS SERVING AREA:

BRANCHES:


NOTES:

MP 23.0 - CP 23 INTLG (R-DISP)

| CUSTOMER DATA | | 1992 - 1993* (10 months) | | |
|---------------|-------------|--------------------------|--------------------|--------------------|
| CARS IN | CARS OUT | TOTAL CARS | CONRAIL REVENUE | REVENUE PER CAR |

CHIPPING
SURFACING
TIES
UNDERCUTTING
WALL
BAL. CLEAN
TOWNAID (CMT)
T. SPEED

CHIPPING
SURFACING
TIES
UNDERCUTTING
WALL
BAL. CLEAN
TOWNAID (CMT)
T. SPEED



001
002

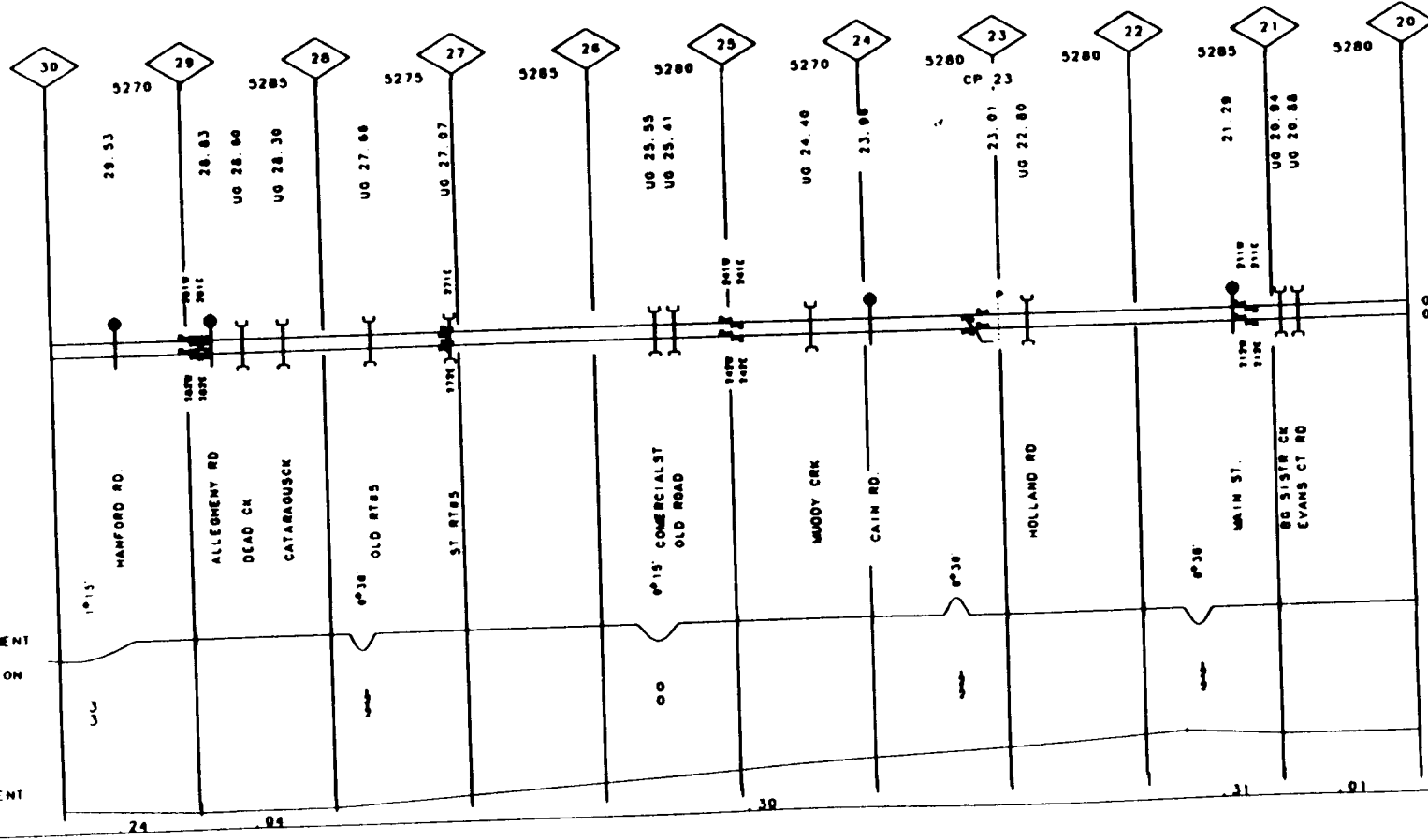
FIBER OPTICS V2010

VALUATION
TOWN

IRVING

ANGOLA

FACILITY



001
002

TRANSPORTATION DATA
PITTSBURGH DIVISION - CHICAGO LINE

CUSTOMER

| CUSTOMER DATA | | 1992 - 1993* (10 months) | | |
|---------------|-------------|--------------------------|--------------------|--------------------|
| CARS IN | CARS OUT | TOTAL CARS | CONRAIL REVENUE | REVENUE PER CAR |

SEGMENT: MP 20.0 TO MP 10.0

SUPERVISOR: K. D. EVERALL
TRAINMASTER
ERIE, PA

YARDS:

YARD CREWS:

LOCALS SERVING AREA:

BRANCHES:

NOTES:

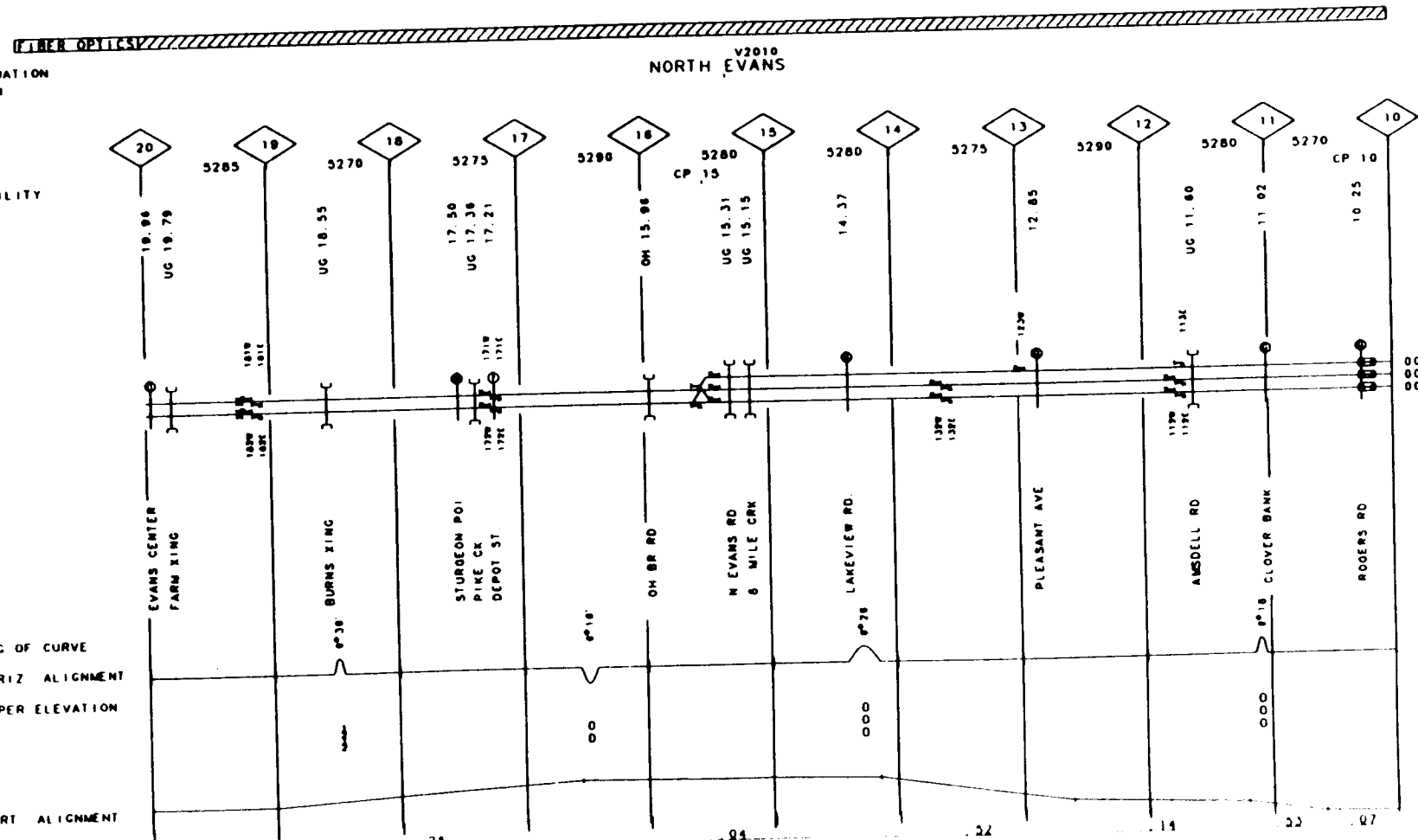
MP 15.5 - CP 15 INTLG (R-DISP)
MP 10.0 - CP 10 INTLG (R-DISP)

VALUATION
TOWN

FACILITY

DEC OF CURVE
HORIZ ALIGNMENT
SUPER ELEVATION

VERT ALIGNMENT



| | | |
|---------------|----------|-------|
| GRINDING | 81 | 003 |
| SURFACING | 85 | 19 |
| TIES | | 2 |
| UNDERCUTTING | 271 | 20 00 |
| WALL | 81 | |
| WALL CLEAN | 12 | |
| TONNAGE (MGT) | 58250/40 | |
| T SPEED | | |

| | | |
|---------------|----------|-------|
| GRINDING | 81 | 001 |
| SURFACING | 85 | |
| TIES | | |
| UNDERCUTTING | 271 | 20 00 |
| WALL | 81 | |
| WALL CLEAN | 12 | |
| TONNAGE (MGT) | 58250/40 | |
| T SPEED | | |

| | | |
|---------------|----------|-------|
| GRINDING | 81 | 002 |
| SURFACING | 85 | |
| TIES | | |
| UNDERCUTTING | 271 | 20 00 |
| WALL | 81 | |
| WALL CLEAN | 12 | |
| TONNAGE (MGT) | 58250/40 | |
| T SPEED | | |

TRANSPORTATION DATA
PITTSBURGH DIVISION - CHICAGO LINE

CUSTOMER DATA 1992 - 1993* (10 months)

| CARS IN | CARS OUT | TOTAL CARS | CONRAIL REVENUE | REVENUE PER CAR |
|------------|-------------|---------------|--------------------|--------------------|
|------------|-------------|---------------|--------------------|--------------------|

CUSTOMER

SEGMENT: MP 10.0 TO MP 8.2

SUPERVISOR: K. D. EVERALL
TRAINMASTER
ERIE, PA

YARDS:

YARD CREWS:

LOCALS SERVING AREA:

BRANCHES:

NOTES:

MP 8.2 - DIVISION POST - ALBANY DIVISION

20
2

MP 6 20 -MP 10 00

REV 01/01/93

40-3500 CHICAGO LINE

| | |
|---------------|----------|
| GRINDING | |
| SURFACING | |
| TIES | |
| UNDERCUTTING | 2200 17 |
| WALL | |
| WALL CLEAN | 15 |
| FORWARD (MCT) | 50/50/25 |
| TY SPEED | |

003

| | |
|---------------|----------|
| GRINDING | |
| SURFACING | |
| TIES | |
| UNDERCUTTING | 2200 17 |
| WALL | |
| WALL CLEAN | 15 |
| FORWARD (MCT) | 70/70/25 |
| TY SPEED | |

001

| | |
|---------------|----------|
| GRINDING | |
| SURFACING | |
| TIES | |
| UNDERCUTTING | 2200 17 |
| WALL | |
| WALL CLEAN | 15 |
| FORWARD (MCT) | 70/70/25 |
| TY SPEED | |

002

OTHER OPTICALS

VALUATION
TOWN

V2010

BAYVIEW

FACILITY

10
CP 10

9
3345 4130

UG 08.20

UG 08.48

PCW
8.2

ALBANY

003
001
002

RT 75

BIG TREE RD

DEG OF CURVE

HORIZ ALIGNMENT

SUPER ELEVATION

VERT ALIGNMENT

GRADE

07

20