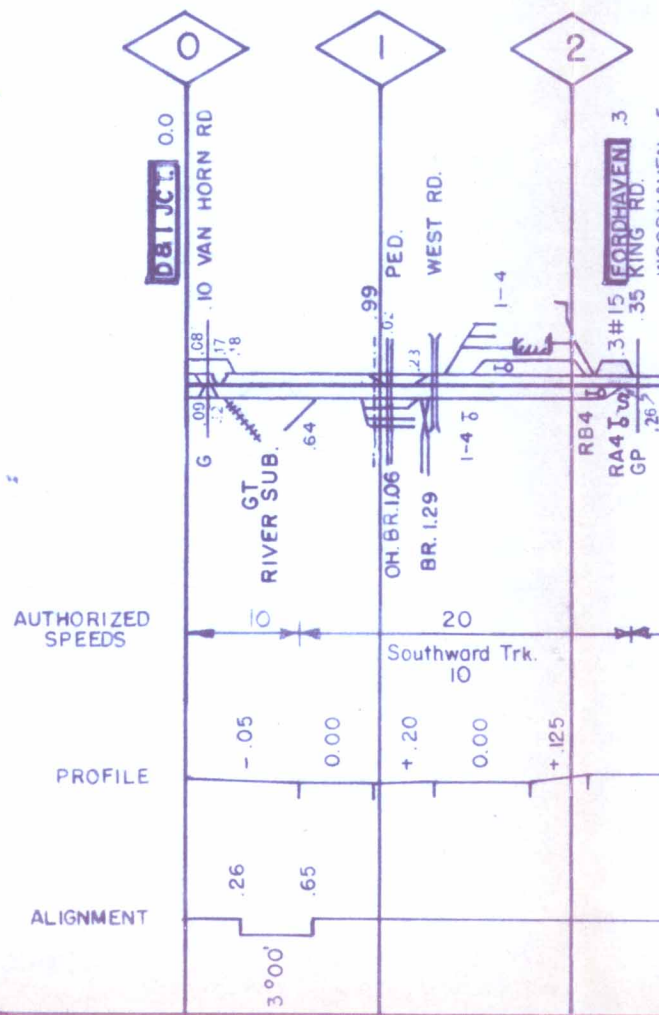


FOR YEAR 1991

RAIL	← 115 R 45	L62PW	← 112 R 3
RAIL PROG.			
TIES	← 1955		→
TIE PROG.			
SURF.	← 1989		
SURF. PROG.			
BAL. CLEAN	→ 1986 ←		
BAL. CLN. PROG.			
RAIL GRINDING			
RAIL GRINDING PROG.			
TELEWELD			
TELEWELD PROG.			
BOLTMASTER			
BOLTMASTER PROG.			



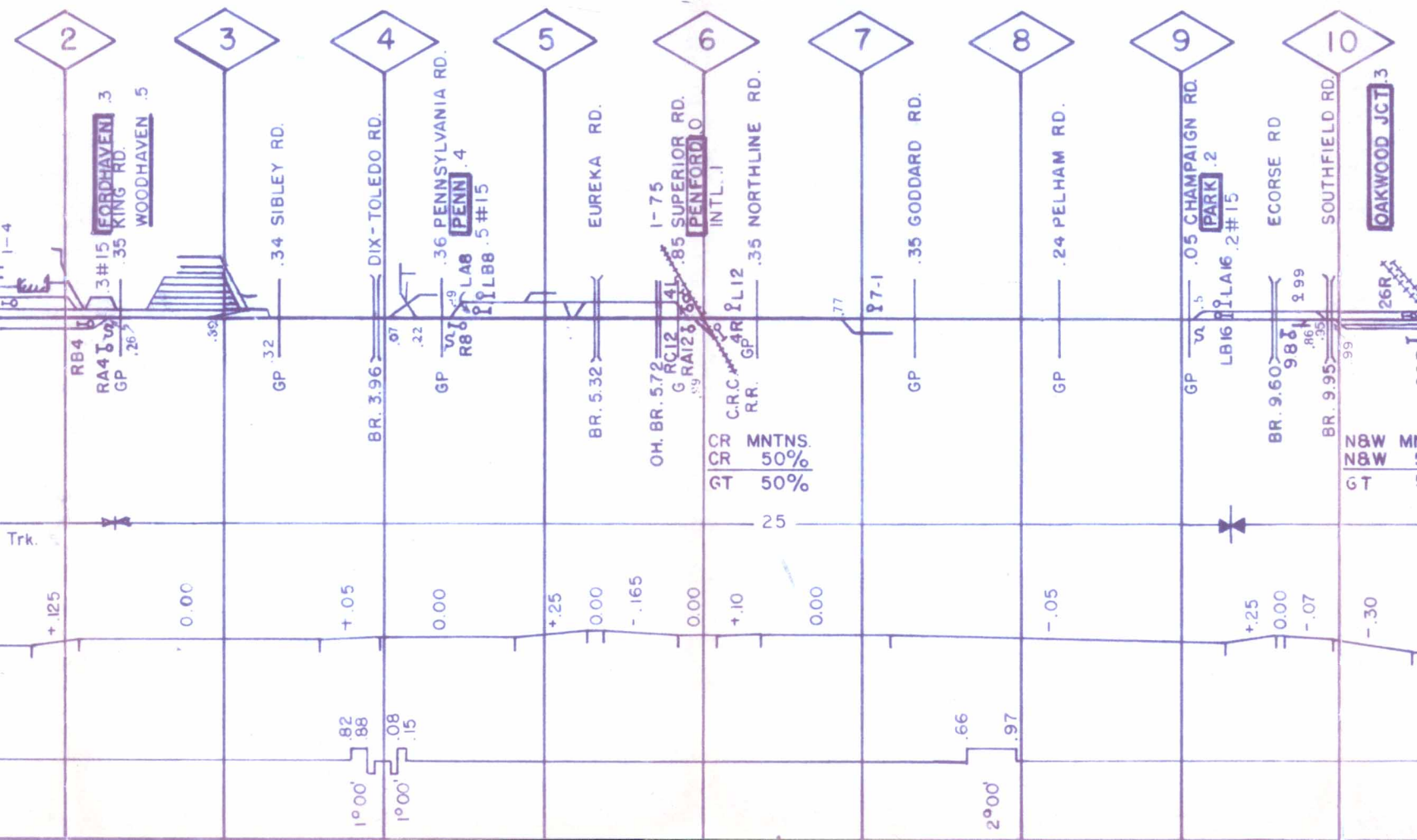
982

[illegible][illegible][illegible]

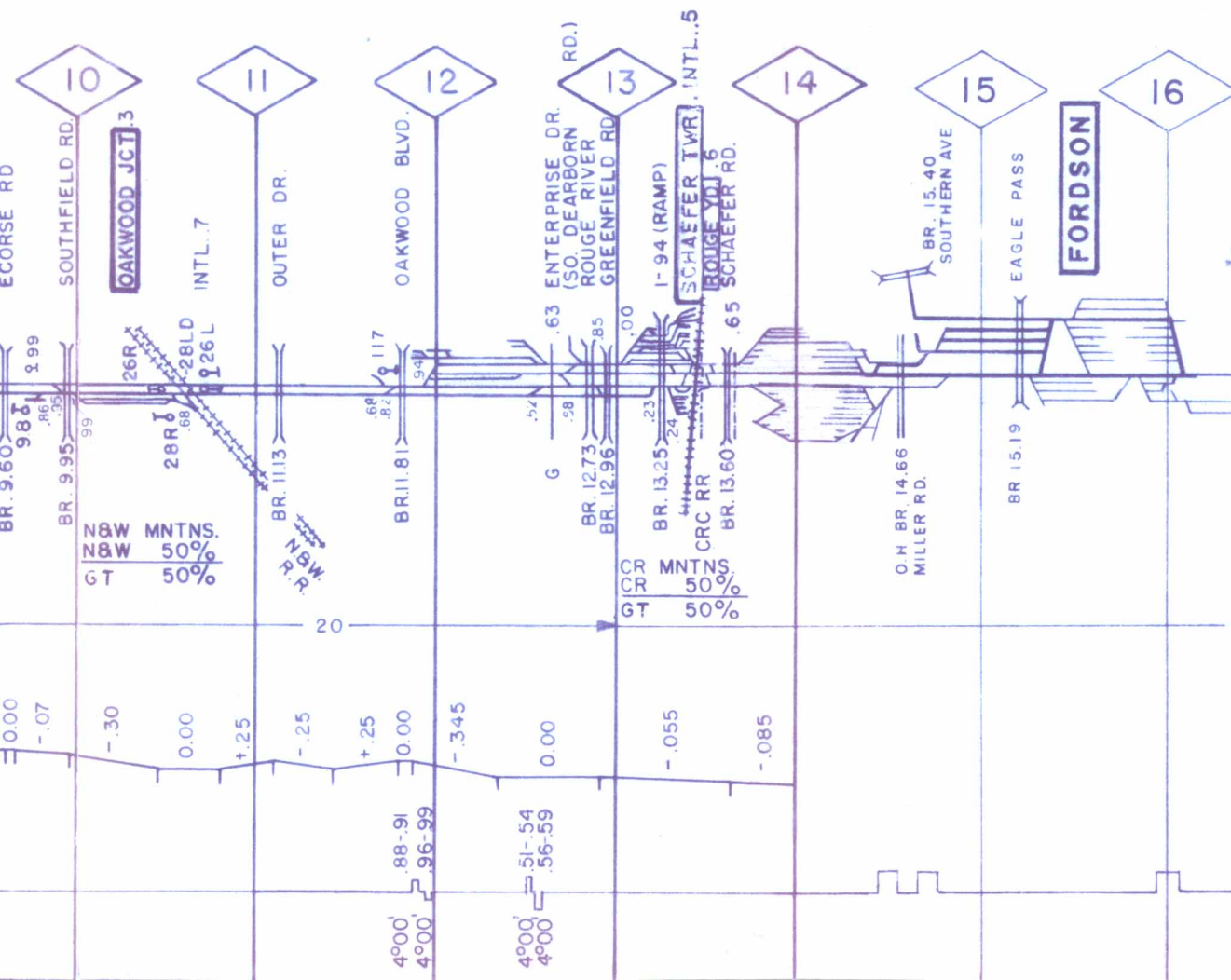
115 R57 L61 112R37-43 L60 PW 115L60

[illegible]

WAYNE CO.



112 R37 L59 PW 112 R37 L59 PW

[illegible]

TRACK CHART



GRAND TRUNK
WESTERN
RAILROAD

DEARBORN
SUBDIVISION

SCALE~1 INCH=1 MILE

OFFICE OF CHIEF ENGINEER
DETROIT, MICH.

FOR YEAR 1991

TRACK CHART



GRAND TRUNK
WESTERN
RAILROAD

RIVER
SUBDIVISION

SCALE~1 INCH=1 MILE

OFFICE OF CHIEF ENGINEER
DETROIT, MICH.

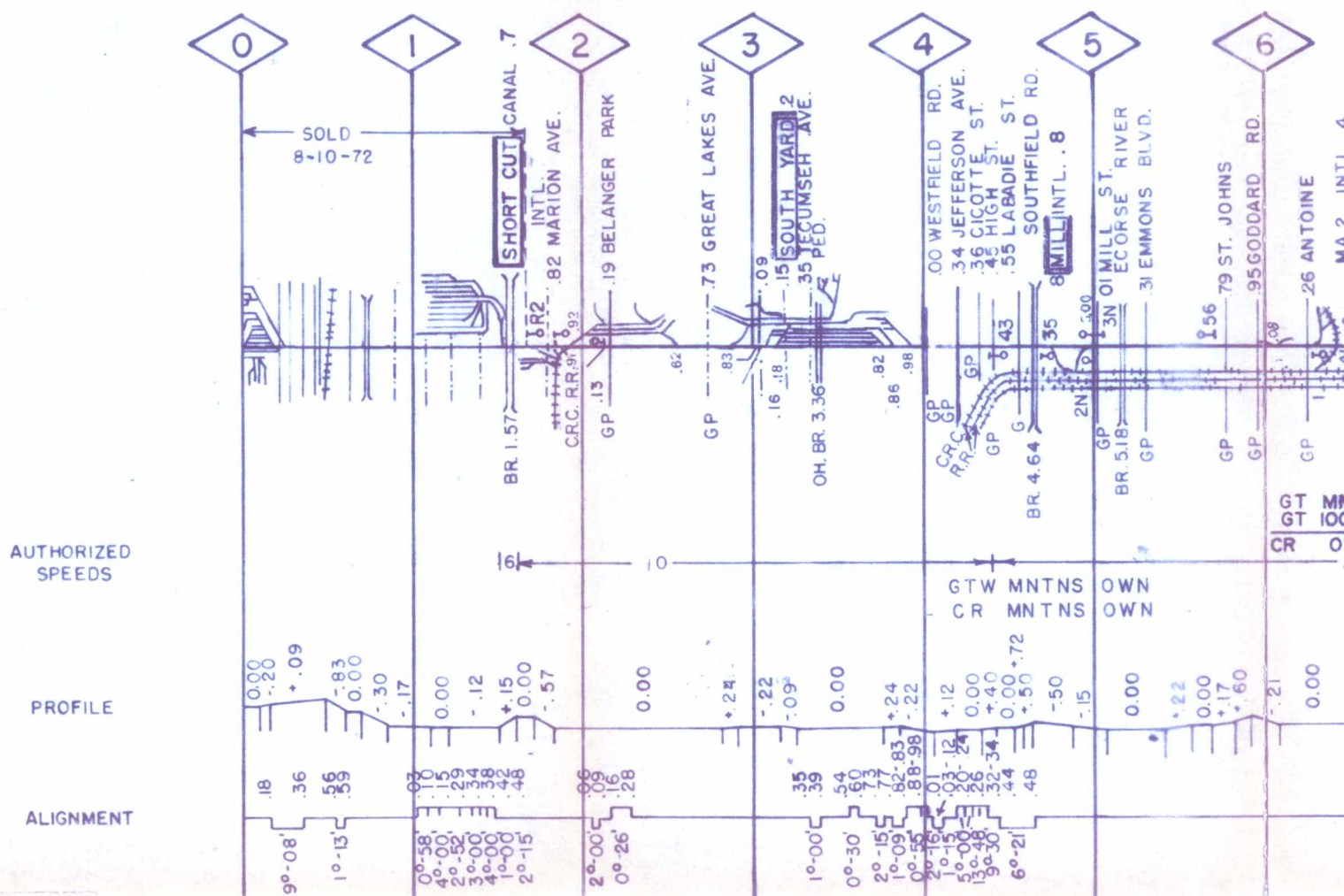
FOR YEAR 1991

RAIL		E 132	L80 CW			IIS R57 L61		132
RAIL PROG.								
TIES	←	1957	→			— 1982 —		
TIE PROG.								
SURF.	←	1970	→	→	1988	→	1987	→
SURF. PROG.						→	1986	→
BAL. CLEAN							89	←
BAL. CLEAN PROG.							1986	→
RAIL GRINDING								
RAIL GRD. PROG.								
TELEWELD								
TELEWELD PROG.								
BOLTMASTER								
BOLTMASTER PROG.								

RAIL
RAIL PROG.
TIES
TIE PROG.
SURF.
SURF. PROG.
BAL. CLEAN
BAL. CLEAN PROG.
RAIL GRINDING
RAIL GRD. PROG.
TELEWELD
TELEWELD PROG.
BOLTMASTER
BOLTMASTER PROG.

◀ 90R24 ▶
◀ 1963 ▶
◀ 1963 ▶

WAYNE CO.



112PW-L84 CWR

115 L90 PW/CW

1990

[illegible]

1986

[illegible]

1981

1

6 ALLEN RD.

GT	MNTN
GT	100%
CR	0%

G.T. SHORE
LINE SUB
C.R.C. R.R.

FORT
DRAIN

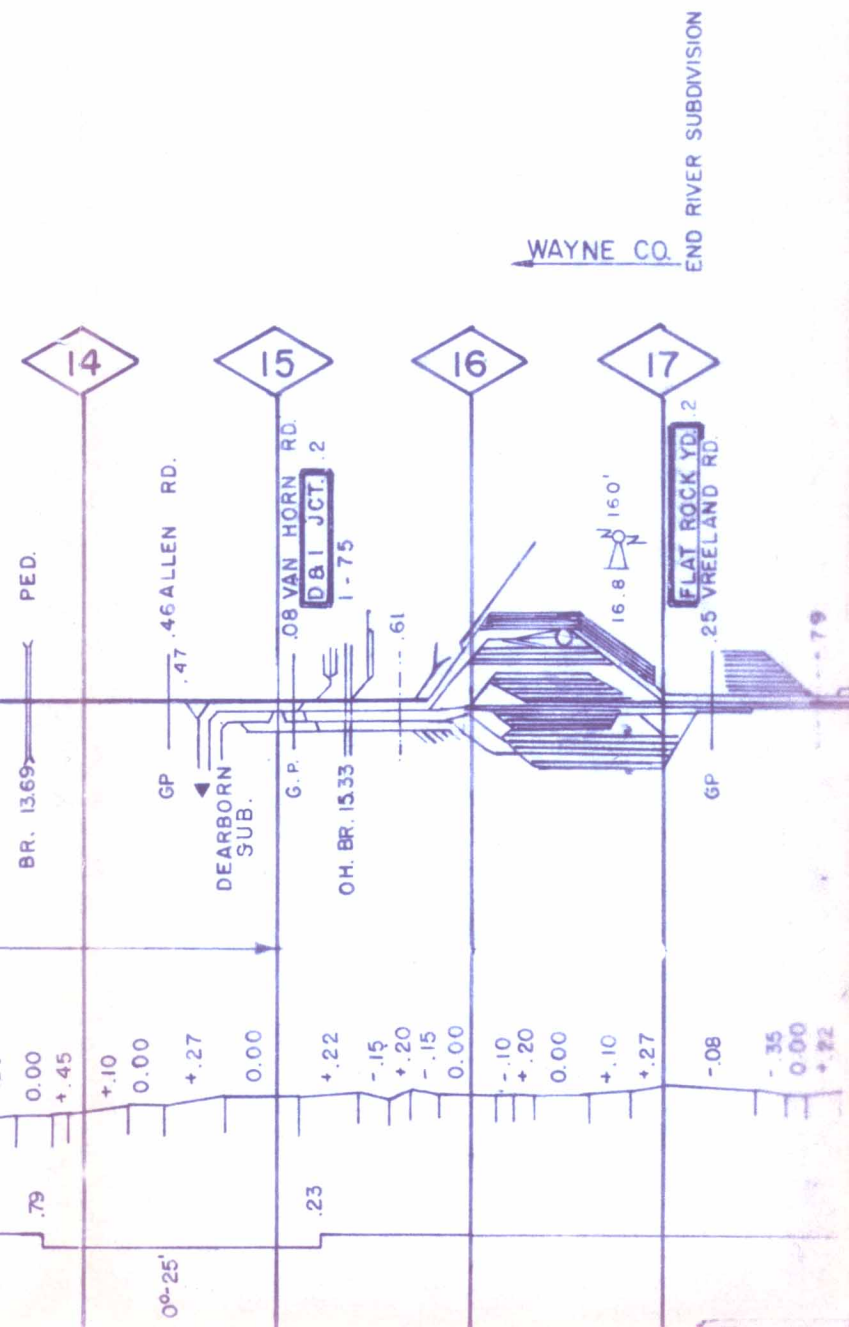
PDF

Year	Number of people (millions)
1980	0.00
1985	0.05
1990	0.10
1995	0.15
2000	0.20
2005	0.25
2010	0.30
2015	0.35
2020	0.40

RD. MAST. G. J. S.

112 R37 L59 PW

00 PW/CW		90 L22	RAIL
			RAIL PROG.
	1975	1958	TIES
			TIE PROG.
1990	28.77	1961	SURF. 3.1
			SURF. PROG.
1986			BAL. CLEAN
			BAL. CLEAN PROG.
1990			RAIL GRINDING
			RAIL GRIND PROG.
			TELEWELD
			TELEWELD PROG.
			BOLTMASTER
			BOLTMASTER PROG.



AUTHORIZED
SPEEDS

PROFILE

ALIGNMENT

TRACK CHART



GRAND TRUNK
WESTERN
RAILROAD

RIVER
SUBDIVISION

SCALE~1 INCH=1 MILE

OFFICE OF CHIEF ENGINEER
DETROIT, MICH.

FOR YEAR 1991

TRACK CHART



GRAND TRUNK
WESTERN
RAILROAD

FLAT ROCK
SUBDIVISION

SCALE~1 INCH=1 MILE

OFFICE OF CHIEF ENGINEER
DETROIT, MICH.

FOR YEAR 1991

RD. MAST. G. J. S.

115 L 49

RAIL	115
RAIL PROG.	
TIES	73 1975
TIE PROG.	
SURF.	128
SURF. PROG.	
BAL. CLEAN	
BAL. CLEAN PROG.	
RAIL GRINDING	
RAIL GRINDING PROG.	
TELEWELD	
TELEWELD PROG.	
BOLTMASTER	1981
BOLTMASTER PROG.	

131 L90CW PW					
1990					
1990					
1990					
1990					
1981					
1981					

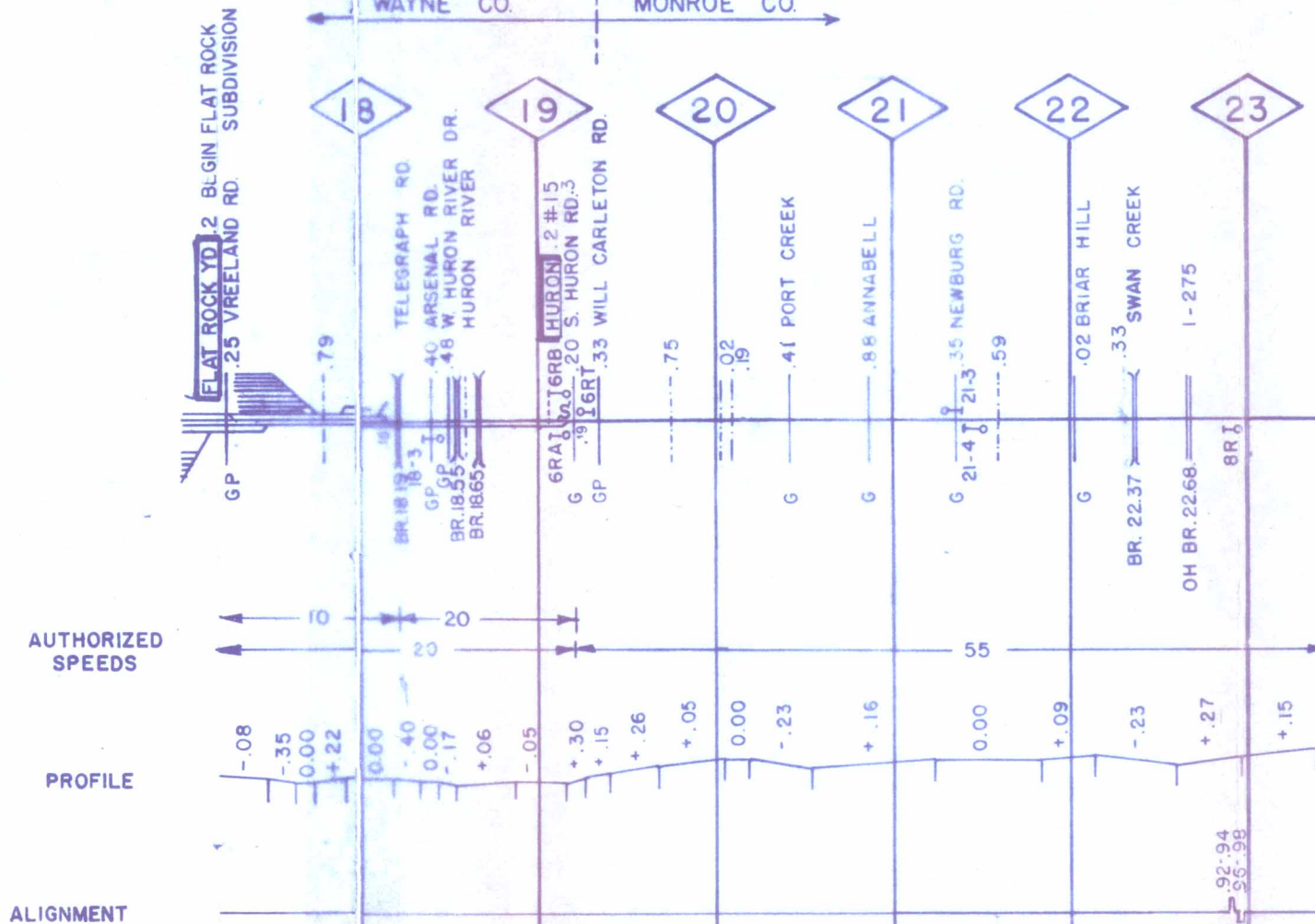
RAIL	115
RAIL PROG.	
TIES	58
TIE PROG.	
SURF.	
SURF. PROG.	
BAL. CLEAN	
BAL. CLEAN PROG.	
RAIL GRINDING	
RAIL GRINDING PROG.	
TELEWELD	
TELEWELD PROG.	
BOLTMASTER	
BOLTMASTER PROG.	

150					
1990					
1990					
1990					
1990					
1981					
1981					

115 L 49

WAYNE CO.

MONROE CO.

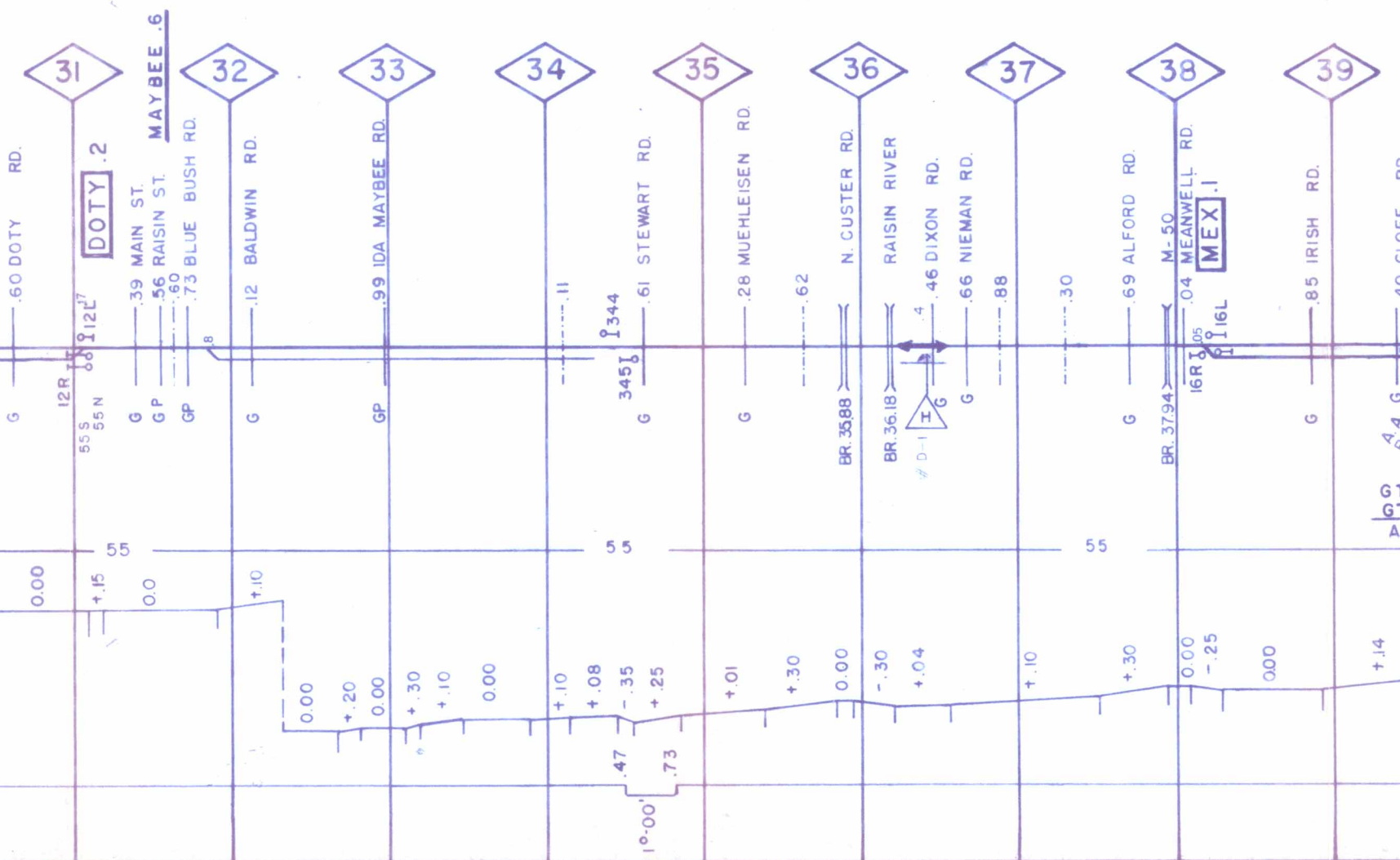


CW

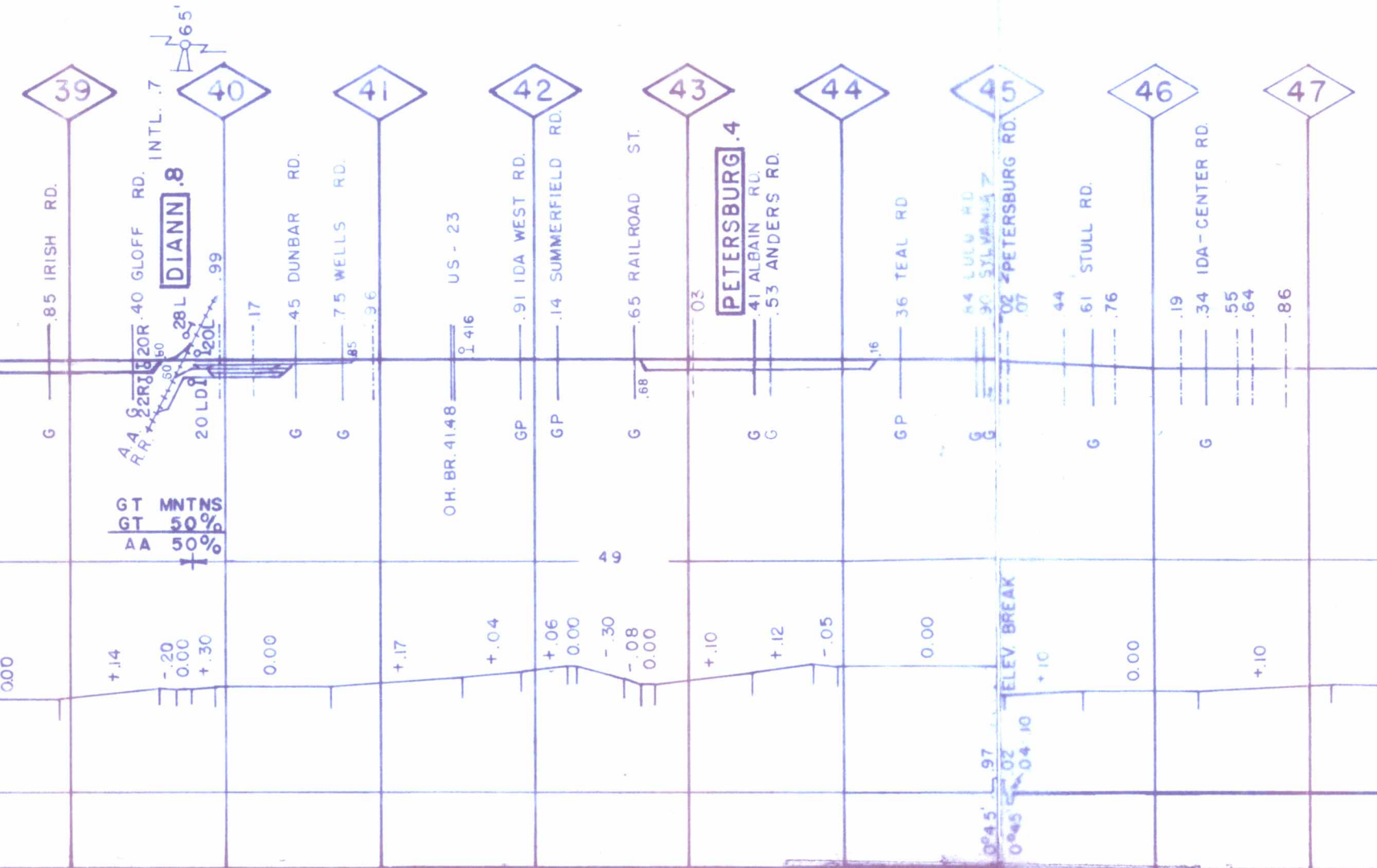
→

→

→

[illegible][illegible]

TR. SUPV. G.L.M.

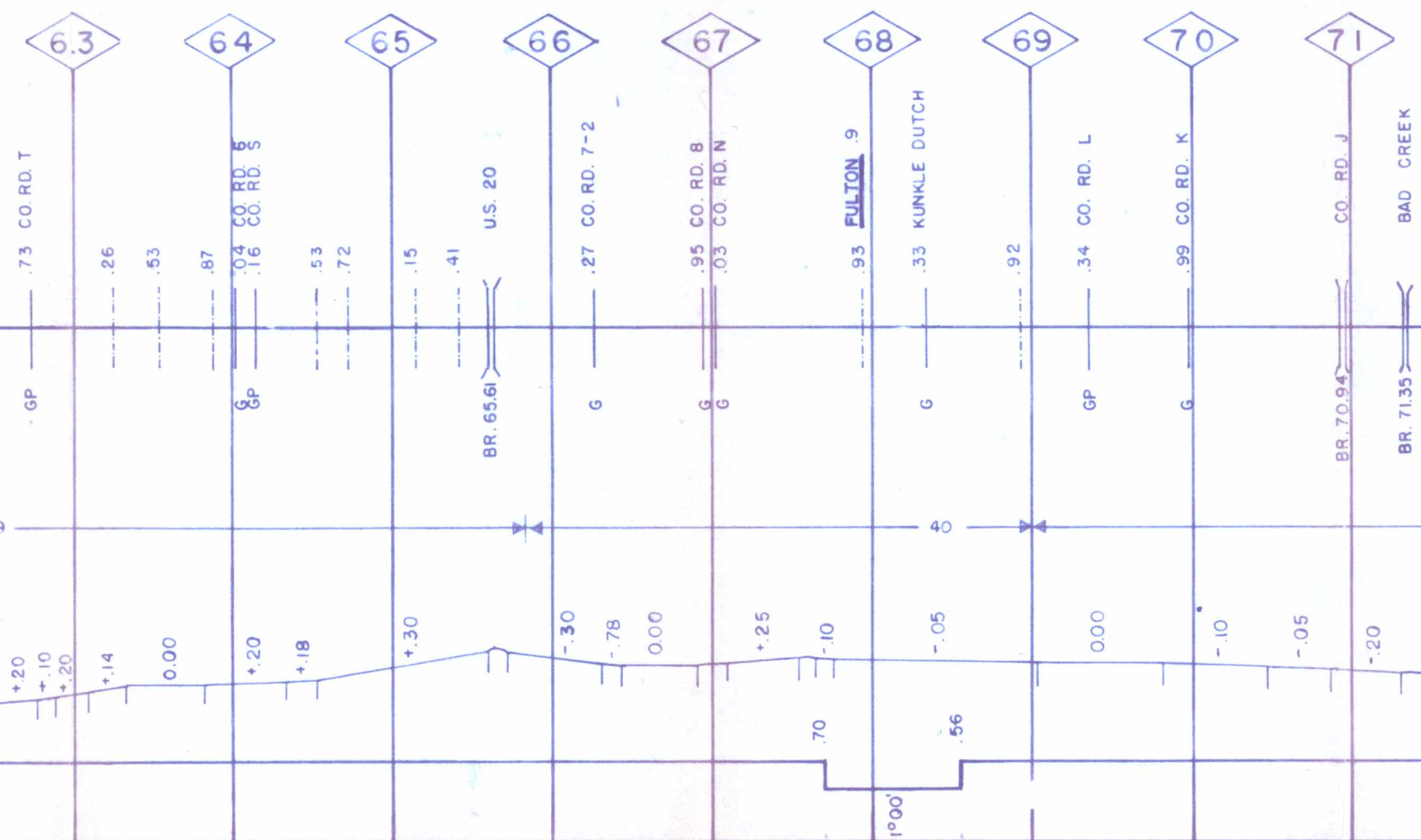
[illegible]

-198-



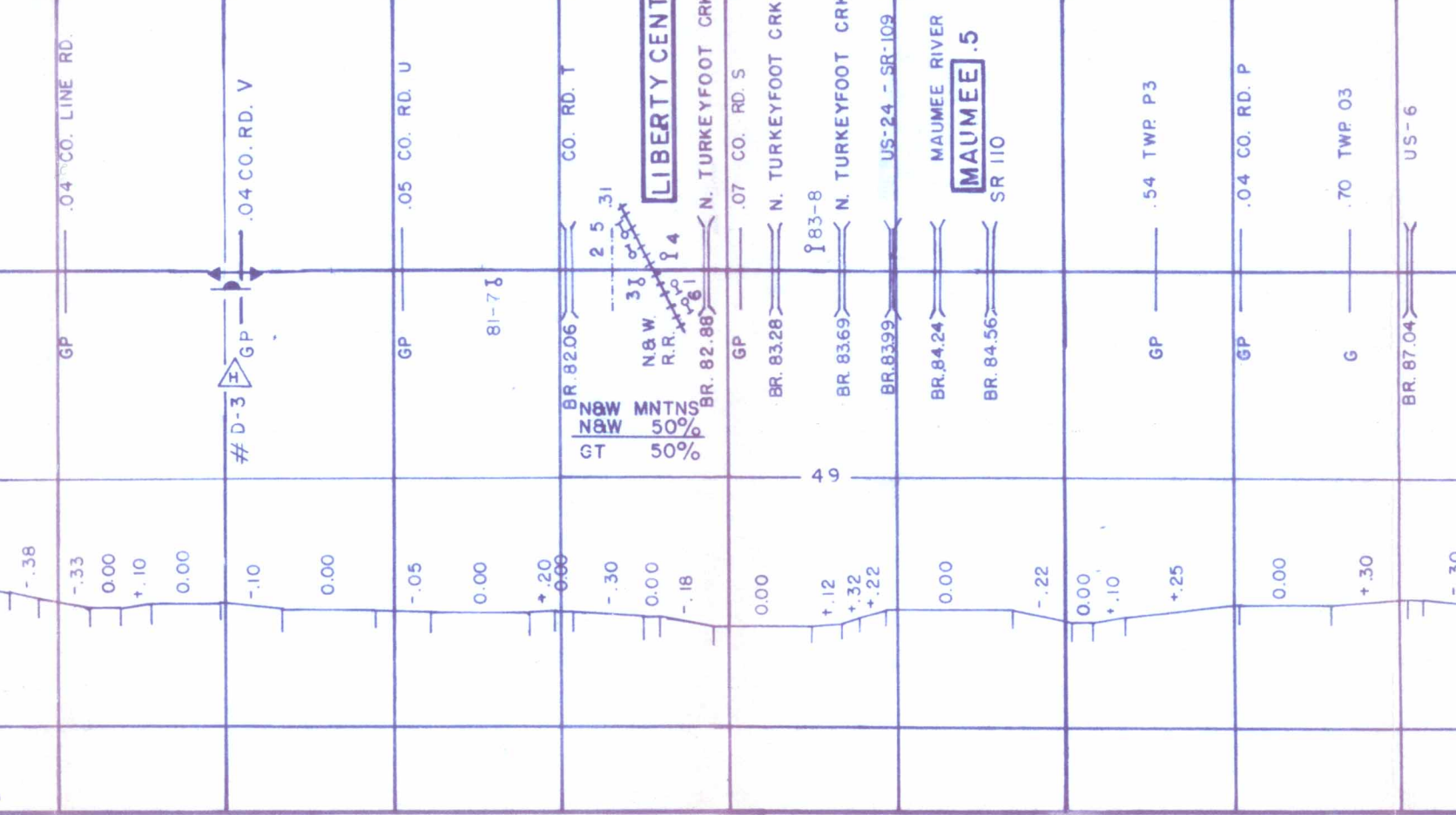
CW				115L85CW	115L53			RAIL		115L54	
				1986		1980		RAIL			
								TIES			198
				1988				TIE PROG.			
								SURF.	1989		
								SURF. PROG.			
								BAL. CLEAN			
								BAL. CLN. PROG.			
				1981				RAIL GRINDING			198
								RAIL GRD. PROG.			
								TELEWELD			
								TELEWELD PROG.			
								BOLTMASTER	1981		
								BOLTMAST. PROG.			

RAIL
RAIL PROG.
TIES
TIE PROG.
SURF.
SURF. PROG.
BAL. CLEAN
BAL. CLN. PROG.
RAIL GRINDING
RAIL GRD. PROG.
TELEWELD
TELEWELD PROG.
BOLTMASTER
BOLTMAST. PROG.



ON CO. HENRY CO.

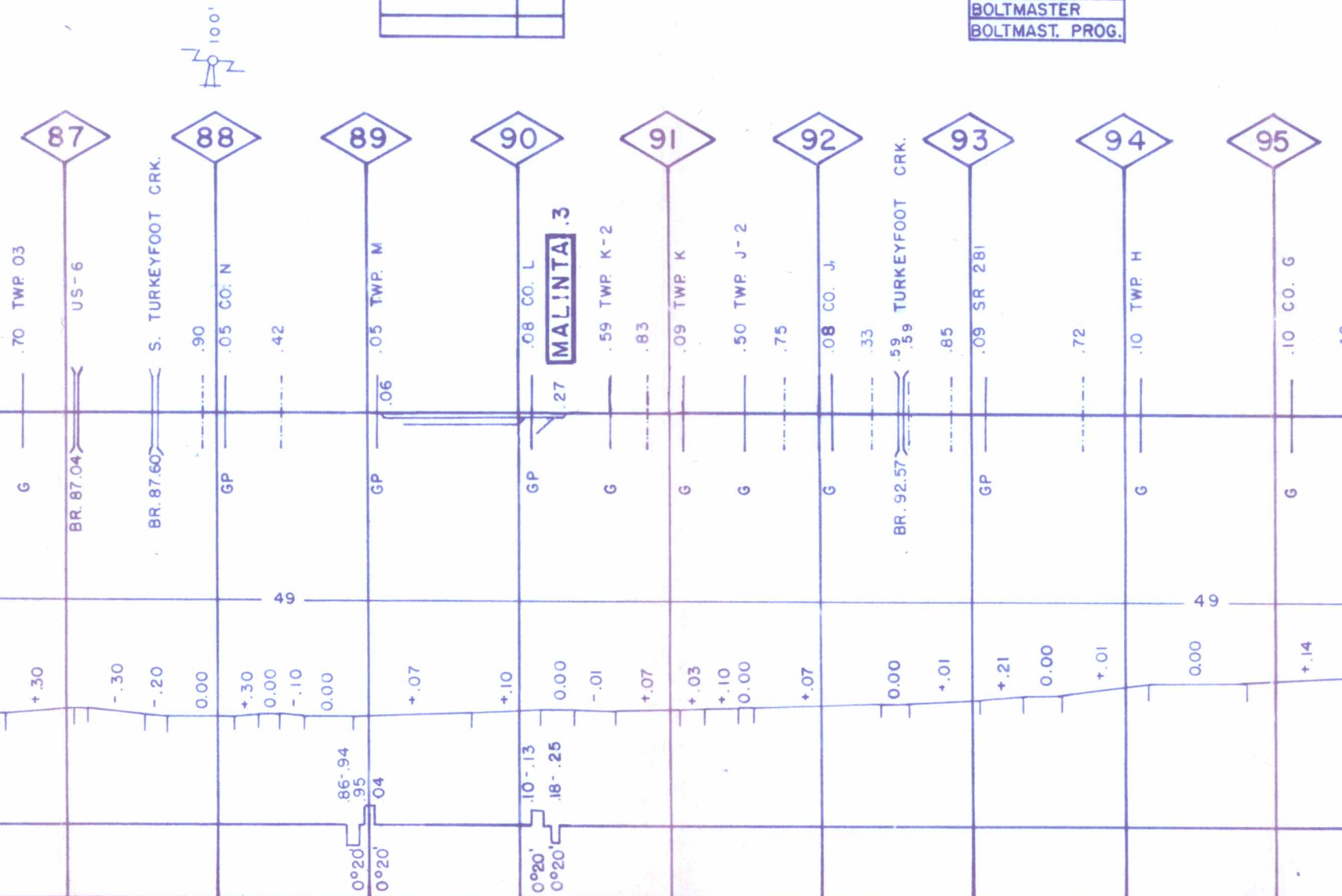
79 80 81 82 83 84 85 86 87

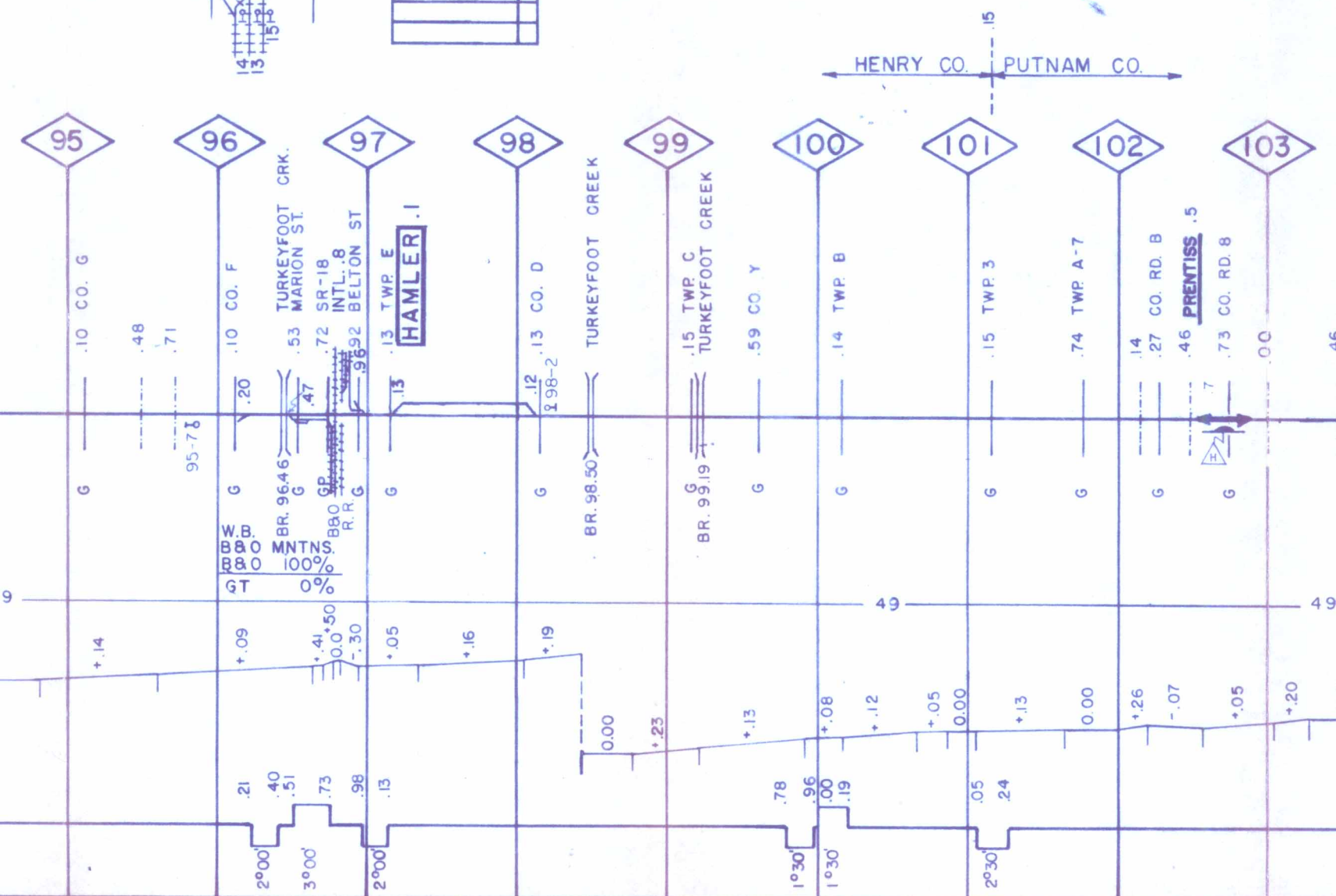
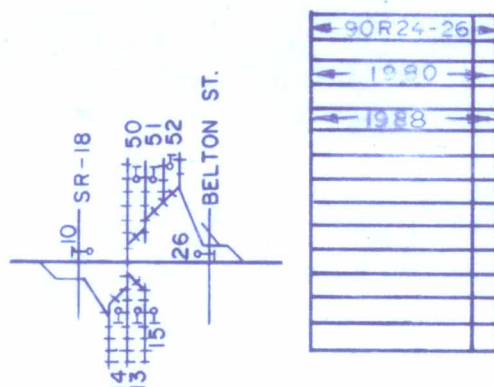


115	L82 CW	115R50-52L77	RAIL PWCW	115R50-52L8	OPWCW
1980		1981	RAIL PROG.		
			TIES		
		1988	TIE PROG.		
			SURF.	1988	
			SURF. PROG.		
			BAL. CLEAN		
			BAL. CLN. PROG.		
		1981	RAIL GRINDING		
			RAIL GRD. PROG.		
			TELEWELD		
			TELEWELD PROG.		
			BOLTMASTER		
			BOLTMAST. PROG.		

90R24-26	
1981	
1981	

RAIL
RAIL PROG.
TIES
TIE PROG.
SURF.
SURF. PROG.
BAL. CLEAN.
BAL. CLN. PROG.
RAIL GRINDING
RAIL GRD. PROG.
TELEWELD
TELEWELD PROG.
BOLTMASTER
BOLTMAST. PROG.

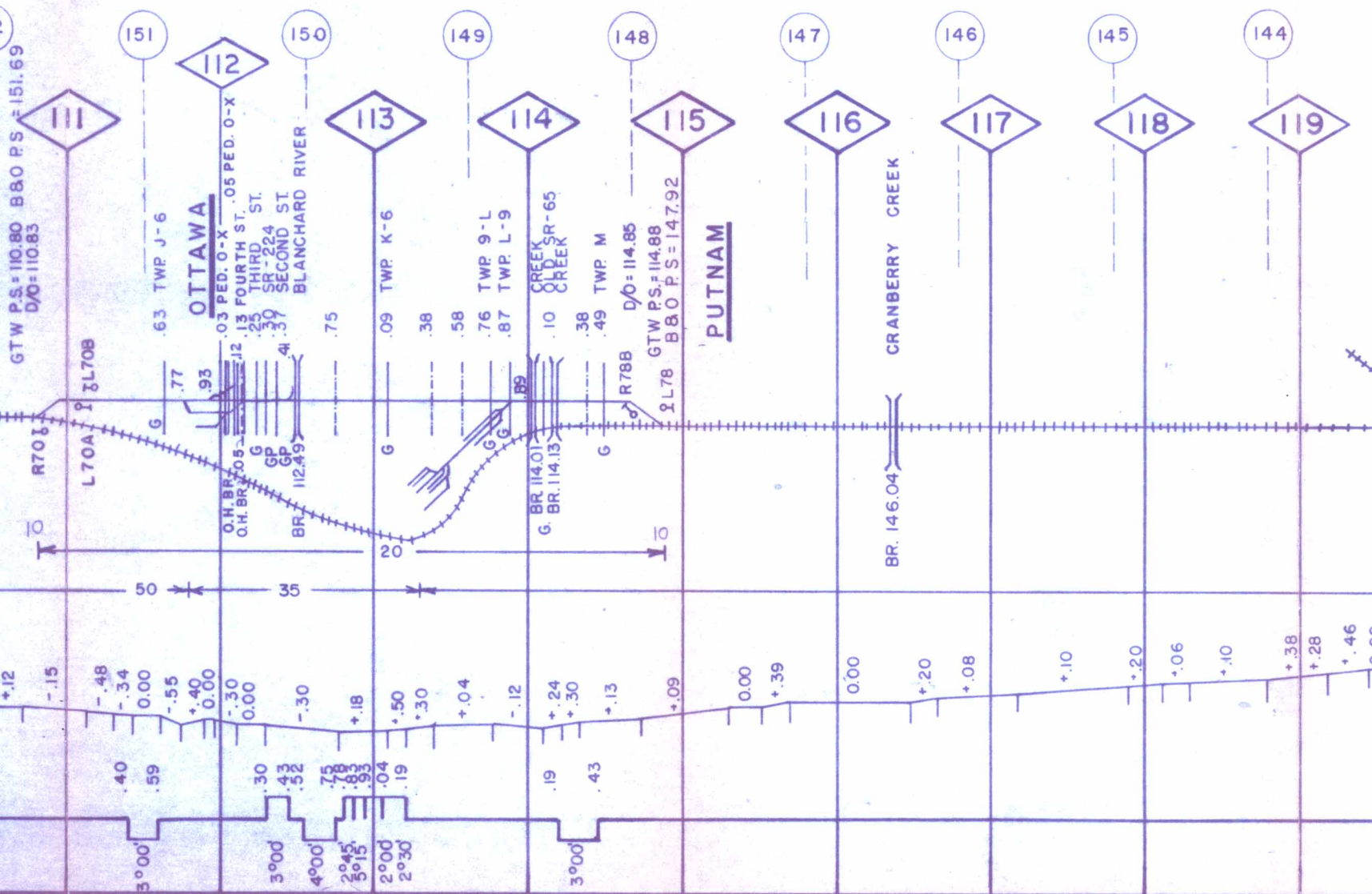




©

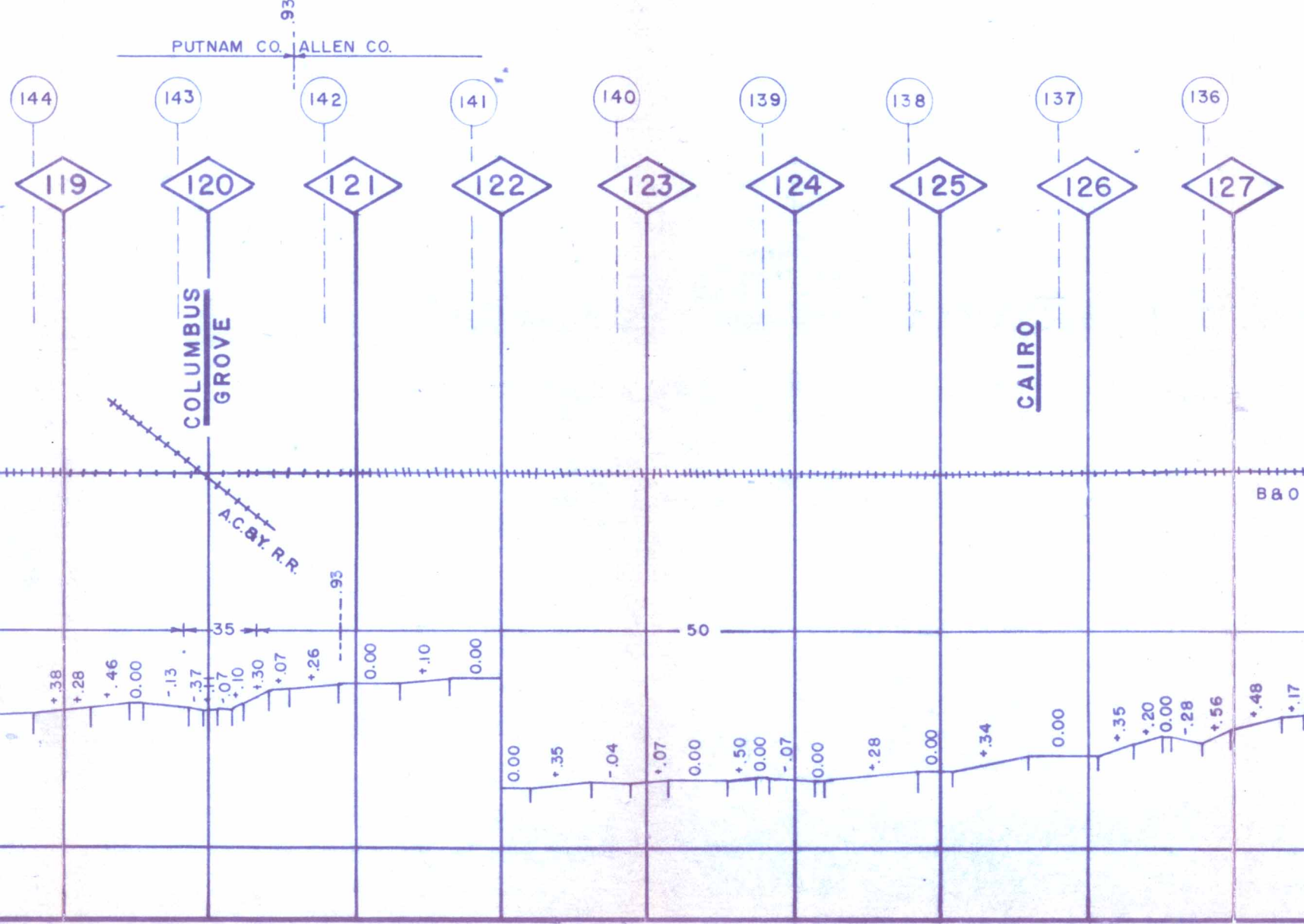
112 L 45

GRAND TRUNK WESTERN RAILROAD OPERATING RIGHTS OVER BALTIMORE &



ROG.									
ROG.									
ROG.									
LEAN									
N. PROG.									
INDING									
D. PROG.									
ELD									
D. PROG.									
STER									
C. PROG.									

BALTIMORE & OHIO R.R. MAIN TRACK

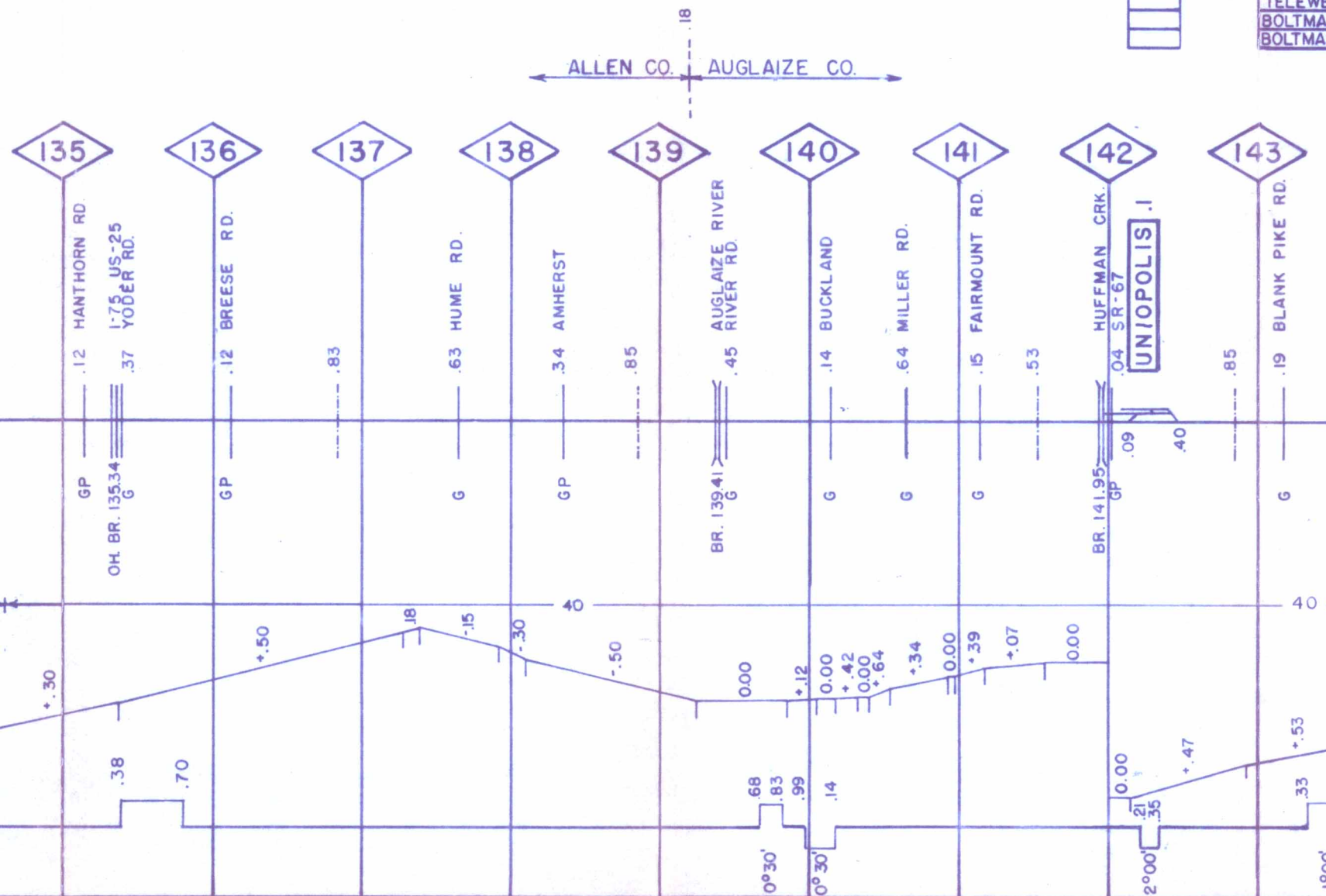


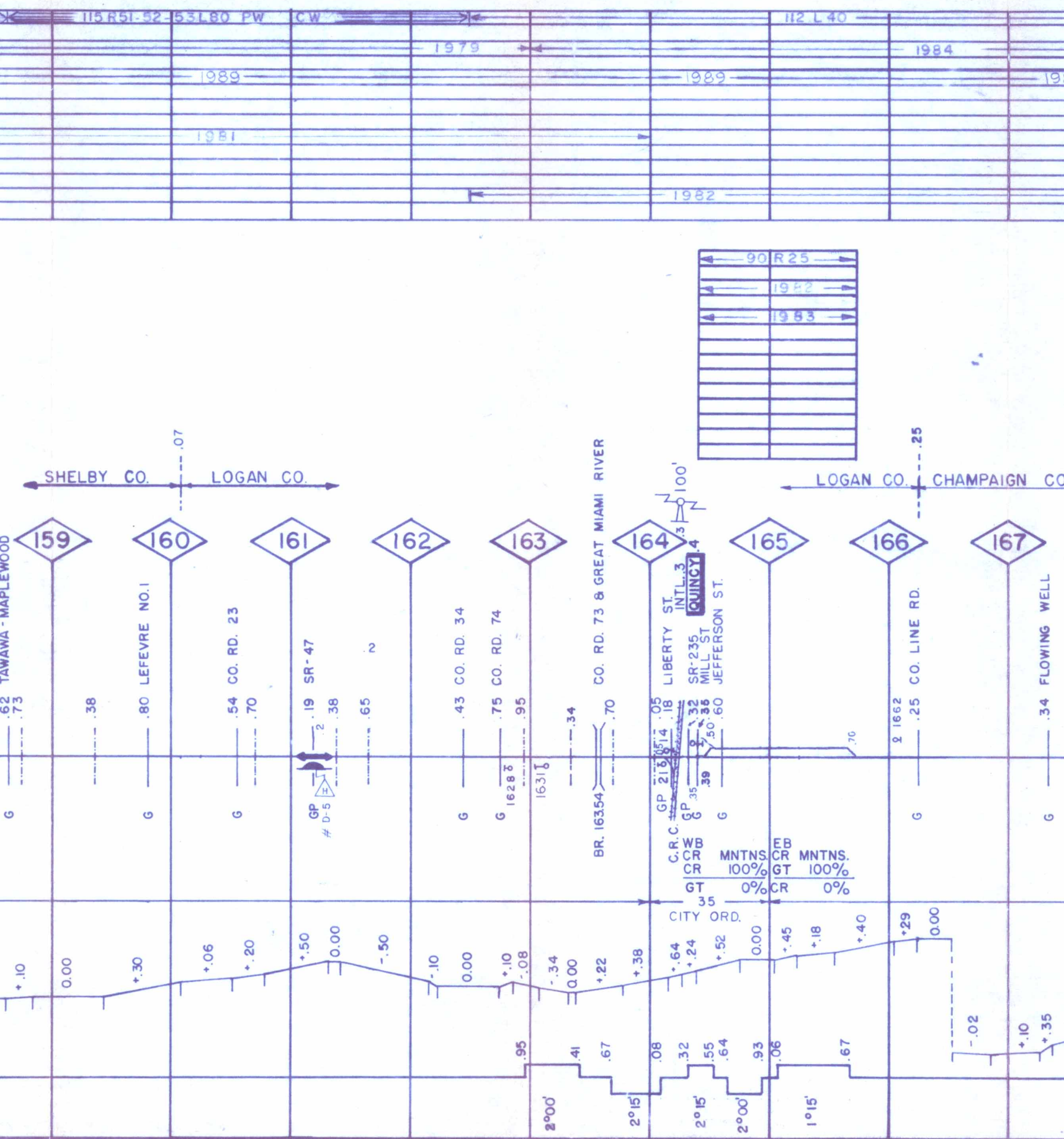
				112 L 43		112 L 85 CWPW		RAIL
1981						1981		RAIL
1989			1989			1989		TIES
								TIE
								SURF.
								SURF.
								BAL.
1981						1981		BAL. CL
								RAIL G
								RAIL G
								TELEV
1982						1982		TELEWE
								BOLTMA
								BOLTMA

90R26

1981
1983

RAIL
RAIL
TIES
TIE
SURF.
SURF.
BAL.
BAL. CL
RAIL G
RAIL G
TELEV
TELEWE
BOLTMA
BOLTMA

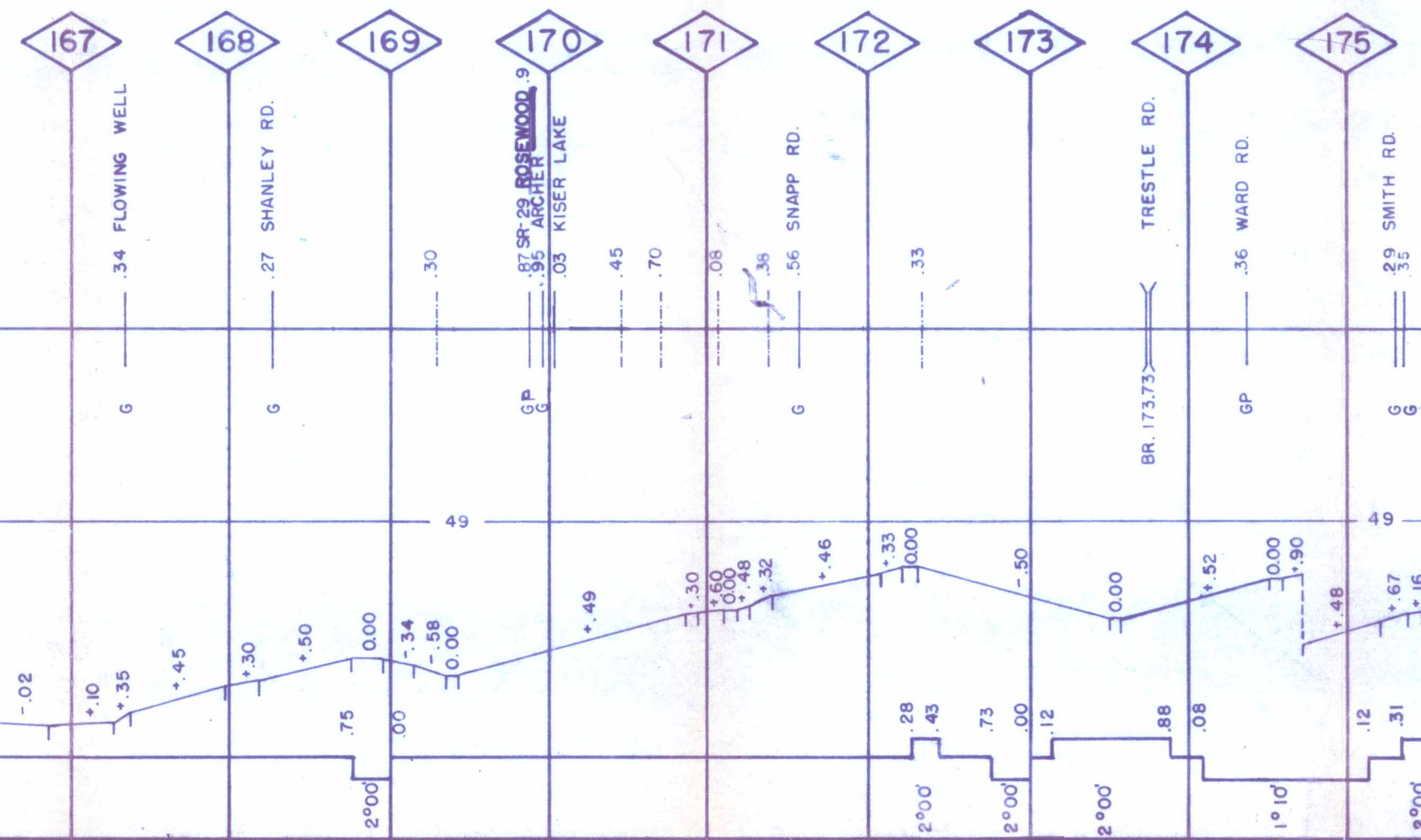




	RAIL						115 L 54		
	RAIL PROG.								
	TIES				1982				
	TIE PROG.								
1989	SURF.	1989	1988	89	88	1989			
	SURF. PROG.								
	BAL. CLEAN								
	BAL. CLN. PROG.								
	RAIL GRINDING			1981					19
	RAIL GRD. PROG.								
	TELEWELD								
	TELEWELD PROG.								
	BOLTMASTER			1982					
	BOLTMAST. PROG.								

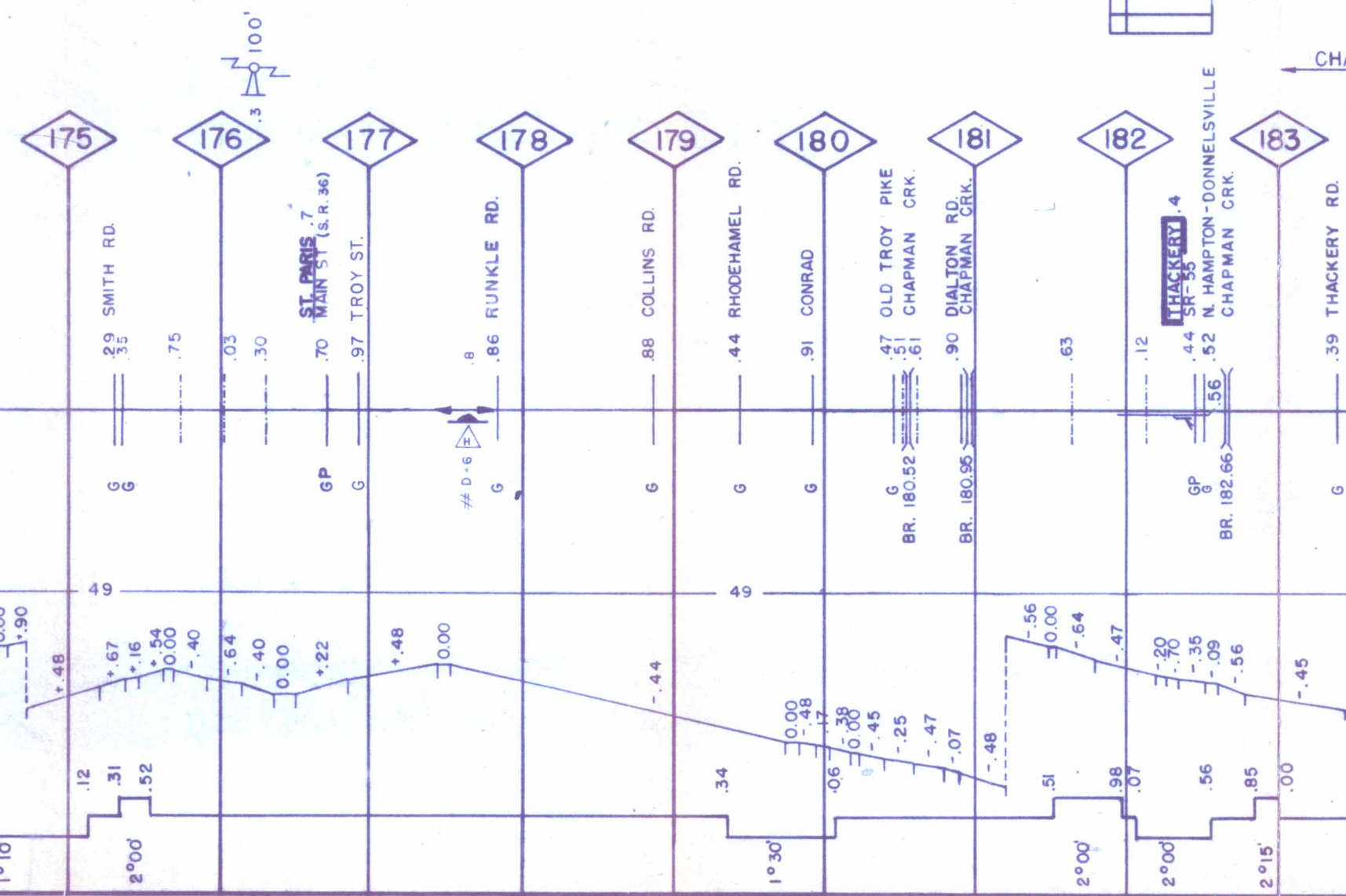
RAIL
RAIL PROG.
TIES
TIE PROG.
SURF.
SURF. PROG.
BAL. CLEAN
BAL. CLN. PROG.
RAIL GRINDING
RAIL GRD. PROG.
TELEWELD
TELEWELD PROG.
BOLTMASTER
BOLTMAST. PROG.

AMPAIGN CO. →



		115 L91 PW				112 L 37	
		1982				1985	
		1988					
1981				1981			
				1982			

90R25
1979
1979



1981

-1988

CLARK CO.

191

BAKER RD.
EAGLE CITY, O.

42

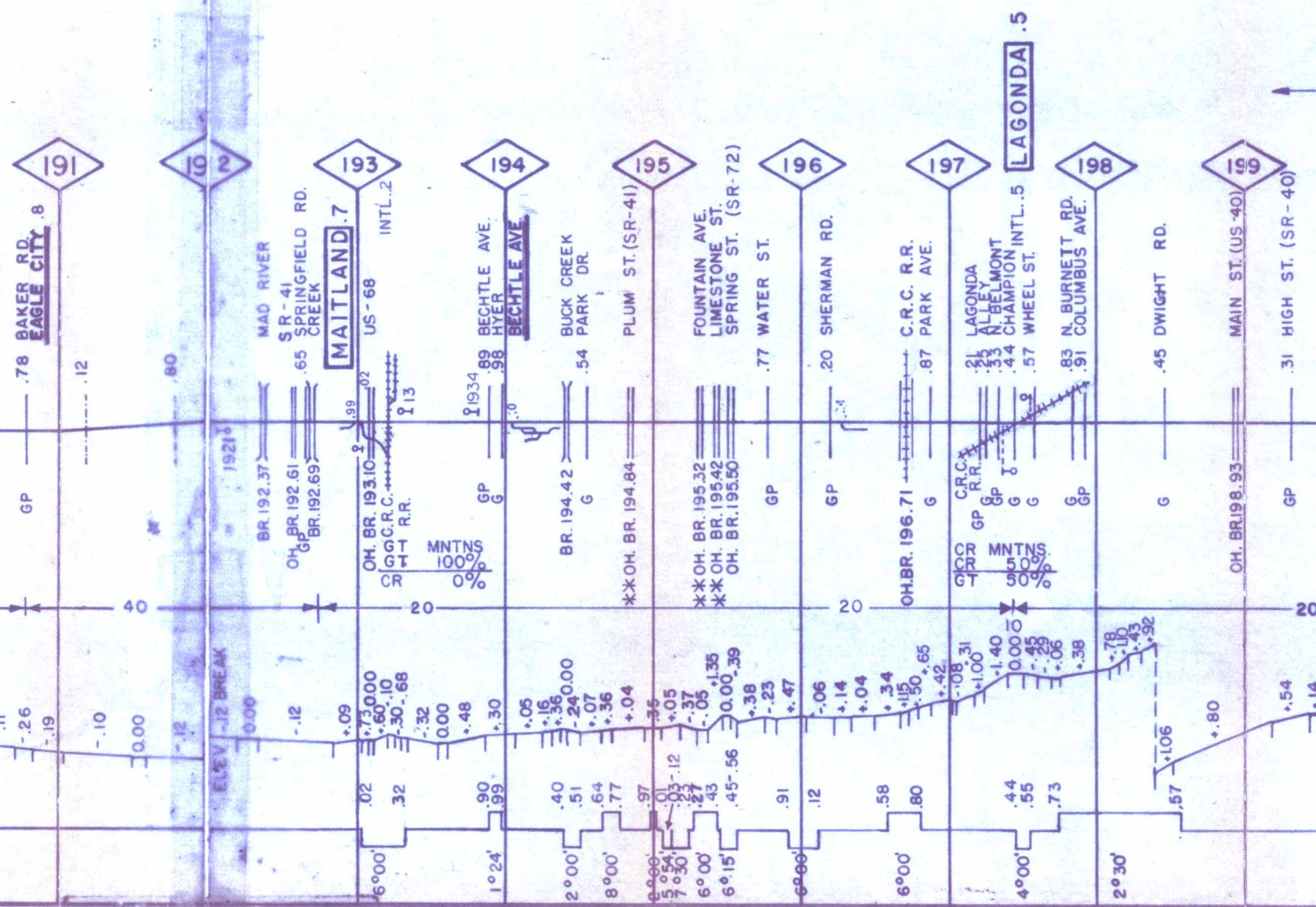
Pro

49

61

BAKER RD.
EAGLE CITY .8

112 L 37	115 L 81 PW	112 R 44 L 62	PW	112 R 63	L 63 P
1986	1986	1986	1986	1986	1986
1981	1981	1981	1981	1981	1981



ALIGNMENT

FOR YEAR 1991

TRACK CHART



GRAND TRUNK
WESTERN
RAILROAD

SPRINGFIELD
SUBDIVISION

SCALE~1 INCH=1 MILE

OFFICE OF CHIEF ENGINEER
DETROIT, MICH.

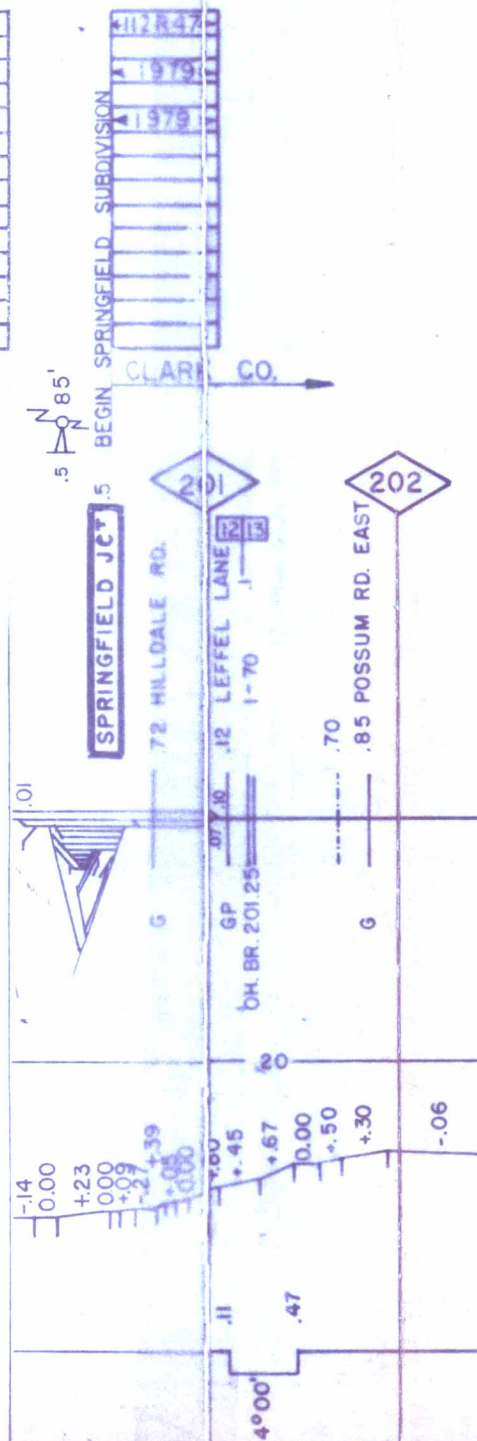
FOR YEAR 1991

TR. SUPV. G

52 PW

RAIL	100 L 82 PW	
RAIL PROG.		
TIES		198
TIE PROG.		
SURF.	1983	198
SURF. PROG.		
BAL. CLEAN		
BAL. CLN. PROG.		
RAIL GRINDING		
RAIL GRD. PROG.		
TELEWELD		
TELEWELD PROG.		
BOLTMASTER		
BOLTMASTER PROG.		

RAIL	
RAIL PROG.	
TIES	
TIE PROG.	
SURF.	
SURF. PROG.	
BAL. CLEAN	
BAL. CLN. PROG.	
RAIL GRINDING	
RAIL GRD. PROG.	
TELEWELD	
TELEWELD PROG.	
BOLTMASTER	
BOLTMASTER PROG.	



[illegible]

SUBDIVISION

SCALE - 1 INCH = 1 MILE

OFFICE OF CHIEF ENGINEER
DETROIT, MICH.

FOR YEAR 1991

