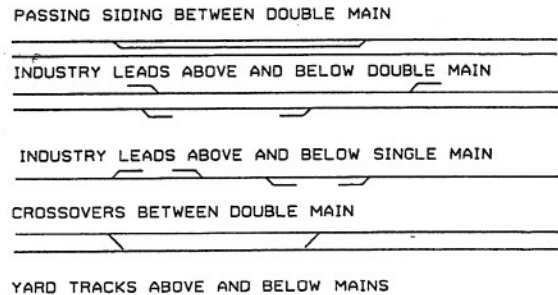
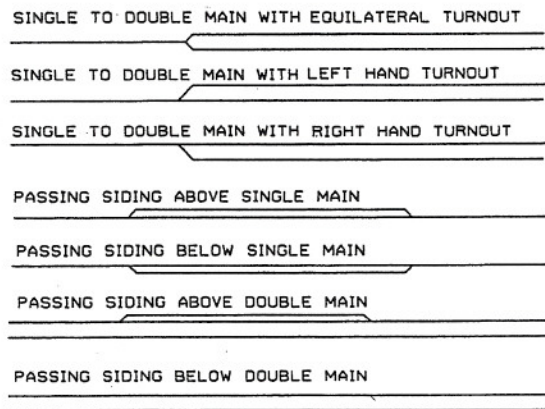
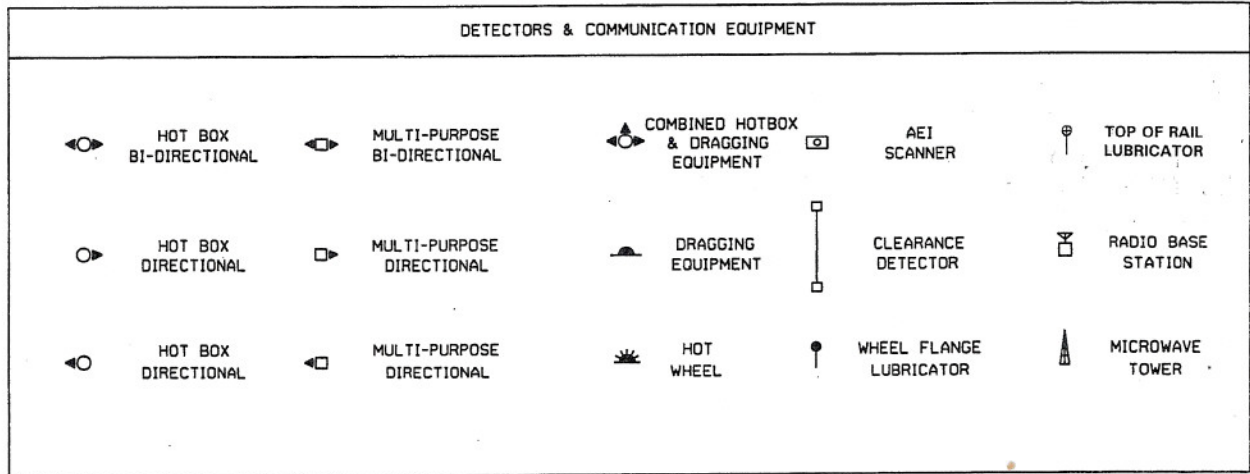
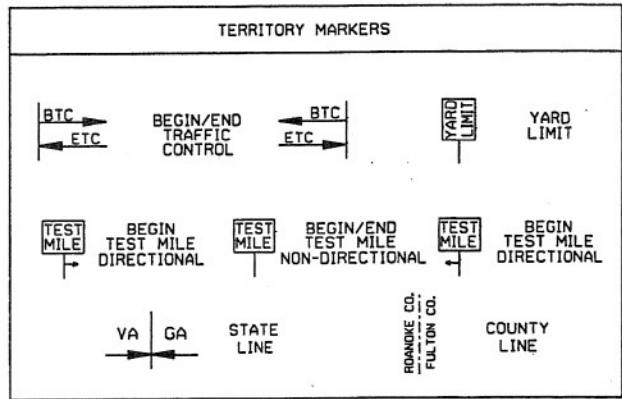
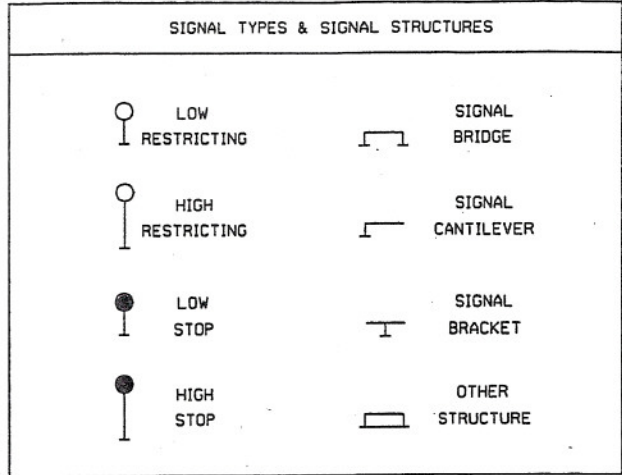
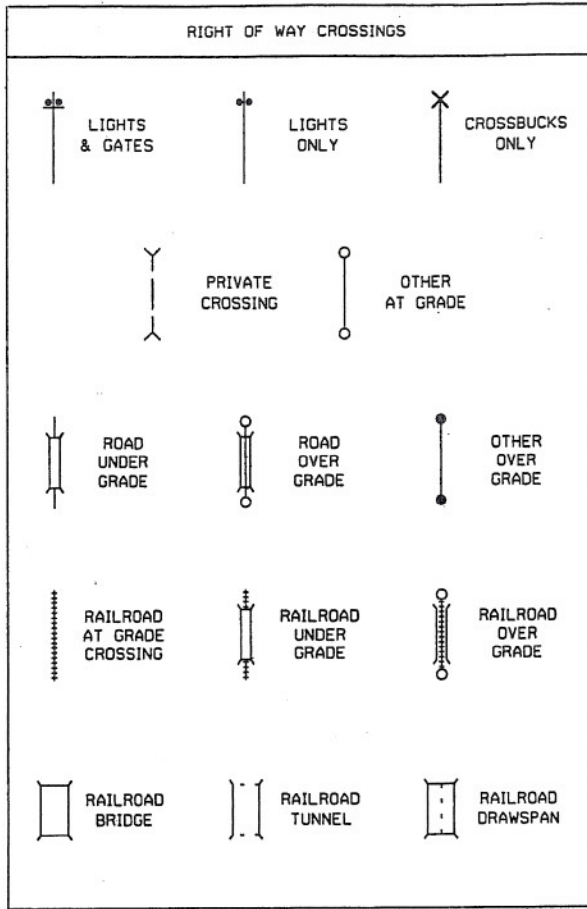




Piedmont Division

2006

TRACK CHART SYMBOL LEGEND




03/14/2006

CHARLOTTE NORTH

172

POMONA-RURAL HALL

PIEDMONT




03/14/2006

CHARLOTTE NORTH

173

POMONA-RURAL HALL

PIEDMONT



03/14/2006

CHARLOTTE NORTH

174

POMONA-RURAL HALL

PIEDMONT

	K10	K11	K12	K13	K14	K15
MAINTENANCE	5780'		5280'		5227'	
RAIL	T&S-10/91		91RWF132S		91RWF132S	
TRAFFIC DENSITY MGT	→ 2.0(3.6) ← 1.6		→ 2.0(3.7) ← 1.7		→ 2.2(3.9) ← 1.7	
V-28-NC(SR)	(COLFAX) K11				KERNERSVILLE K17	
TRACK LAYOUT						
LINE SEGMENT	722098A BOBBIE LN	722097T MCGUIRE RD	722096L BUNKER HILL RD	722095E PRIVATE	722094X PRIVATE	722092J PRIVATE
0061	722091C PRIVATE	722090V OLD GREENSBORO RD	722089B US 421	722088U BERRY GARDEN	722087M INDUSTRIAL WAY	722086F LONGVIEW DR
	904747B HATTIG SASH	722085Y BODENHAMER ST	722082D HOUSE TRACK	722081W MAIN ST (SR 150)	722078N CHERRY ST	722079V NELSON
CURVATURE	2.5L		2.0R		3.0R	
ALIGNMENT	1.00		1.00		1.50	
ELEVATION	1.00		1.50		1.00	
FREIGHT SPEED TANGENT (CURVE)	←		35		→ (30)	
GRADE	-0.56	+1.14	+0.82	+0.52	-0.70	+0.55
	-0.98	+0.77	-1.03	+0.97	-0.86	-0.90
	+0.44	+0.63	-0.98	+0.92	+0.74	-0.68
	+1.25	-1.48	+0.70	+1.11	+0.74	-0.88
	+0.33	-0.55	+0.37	-0.31	+1.12	+0.87
	-0.31	+0.87	+0.17	+0.02	+0.74	-1.03


03/14/2006

CHARLOTTE NORTH

175

POMONA-RURAL HALL

PIEDMONT



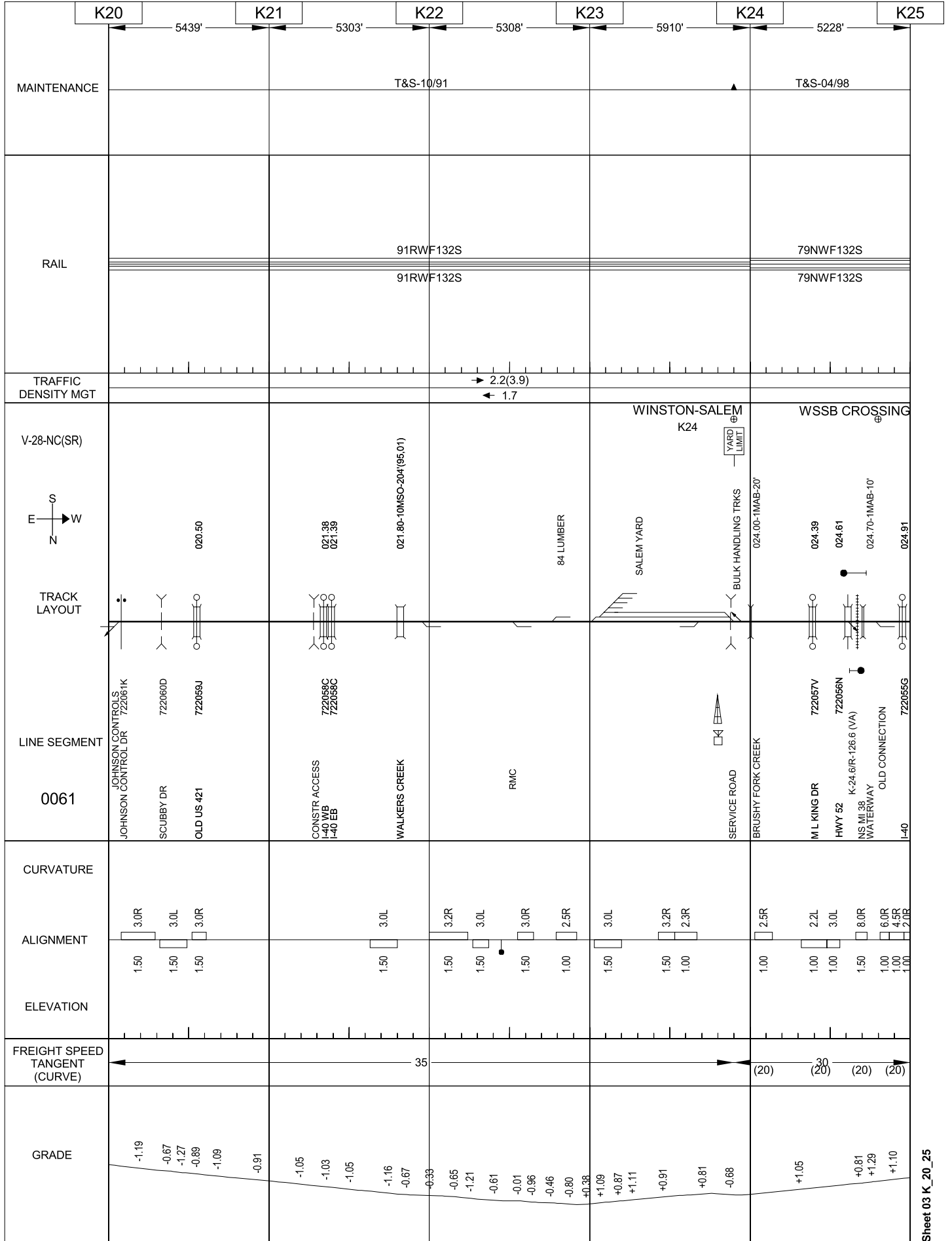
03/14/2006


CHARLOTTE NORTH

176

POMONA-RURAL HALL

PIEDMONT






03/14/2006

CHARLOTTE NORTH

178

POMONA-RURAL HALL

PIEDMONT



03/14/2006

CHARLOTTE NORTH

179

POMONA-RURAL HALL

PIEDMONT

