

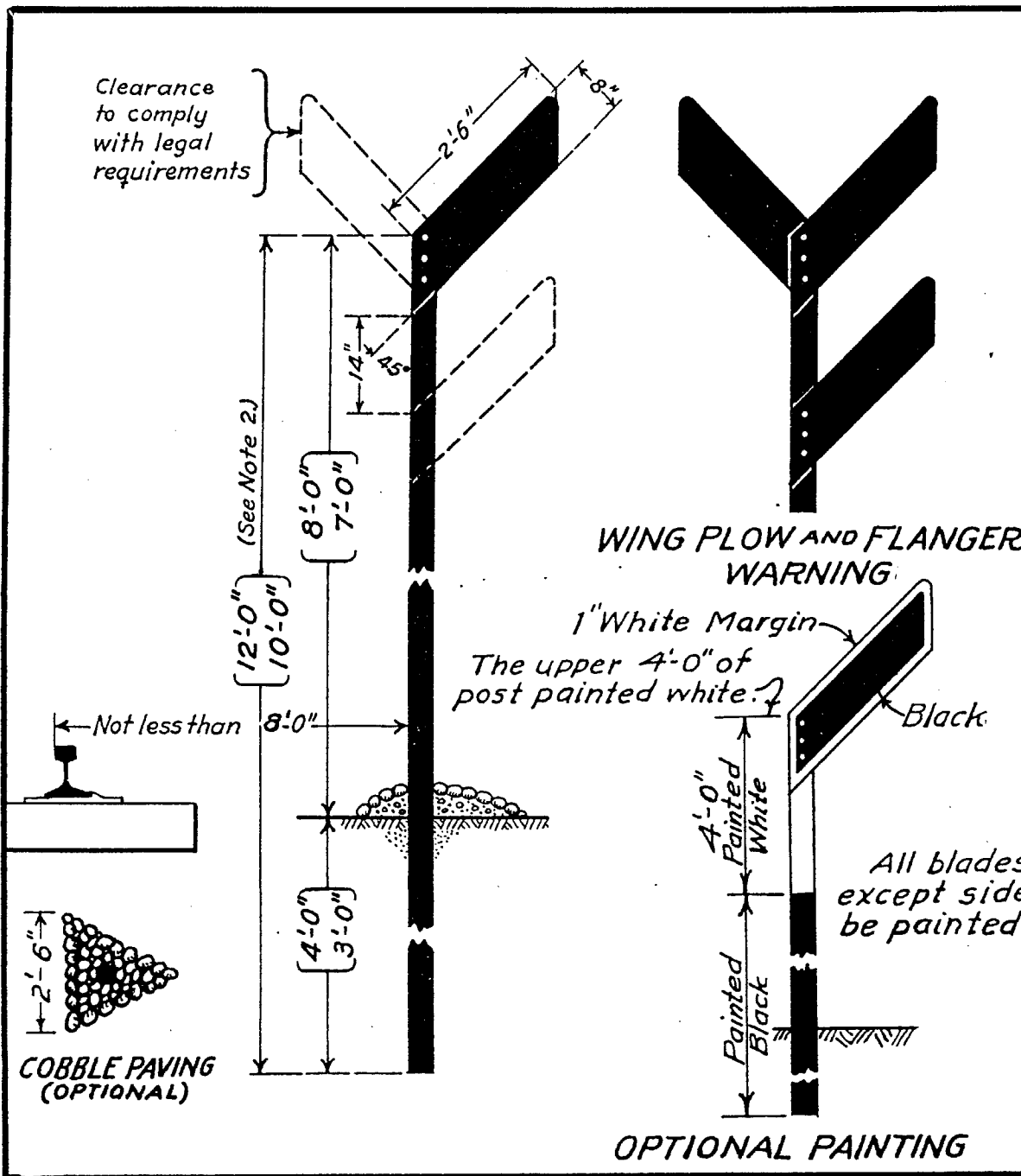


Issue	Date
1	11-23-34
2	3-8-50

EC
J-II

(2)

Approved by
N.Y.C. SYSTEM
ENGINEERING -
COMMITTEE.



WING PLOW

FLANGER

GENERAL NOTES:

1. POSTS may be made of scrap rail, boiler tube, angle iron "T" iron or any other suitable or desirable material.
2. LENGTH of posts may vary from 10 ft. to 12 ft. depending on local condition and distance set in ground.
3. BLADES in flanger sign may be made of 3/16" metal plates. Blades to be fastened to post with 3/8" screws or rivets.
4. PAINTING: - Post and blade to be painted black on all sides. Use of white on post and blade optional.
5. LOCATION: - Place sign at right angles to track not less than 8'-0" from gage of rail and not less than 60'-0" from objective.

All blades painted black, except side facing traffic to be painted with 1" white margin.

OK
CSP

NEW YORK CENTRAL SYSTEM
STANDARD
FLANGER SIGNS
FOR SNOW EQUIPMENT

F. J. Jerome
VICE PRESIDENT