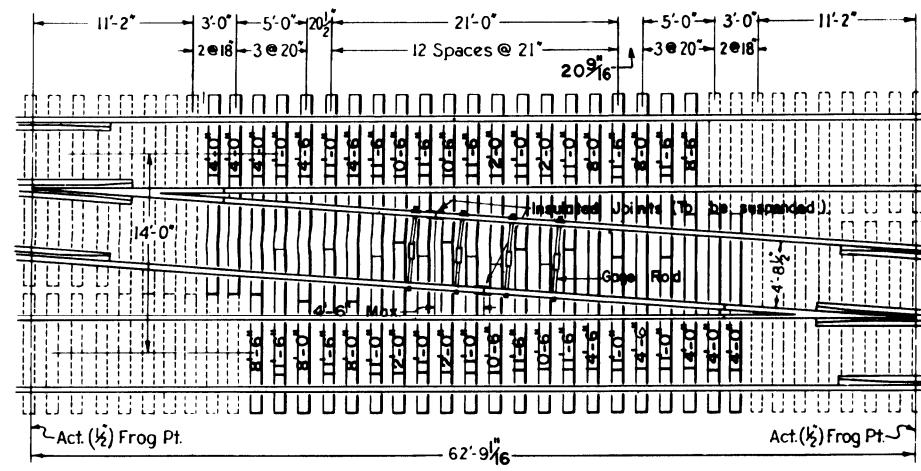
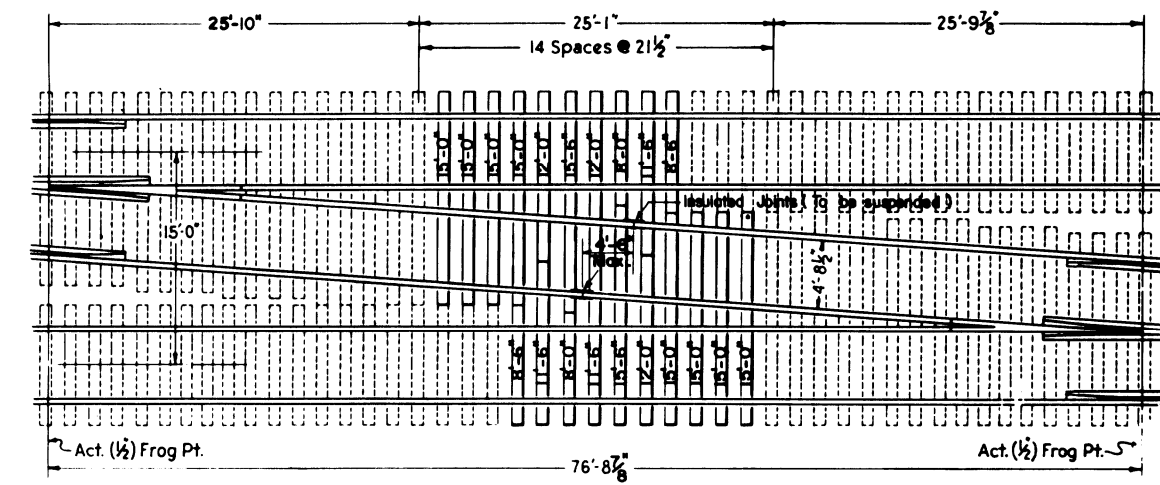


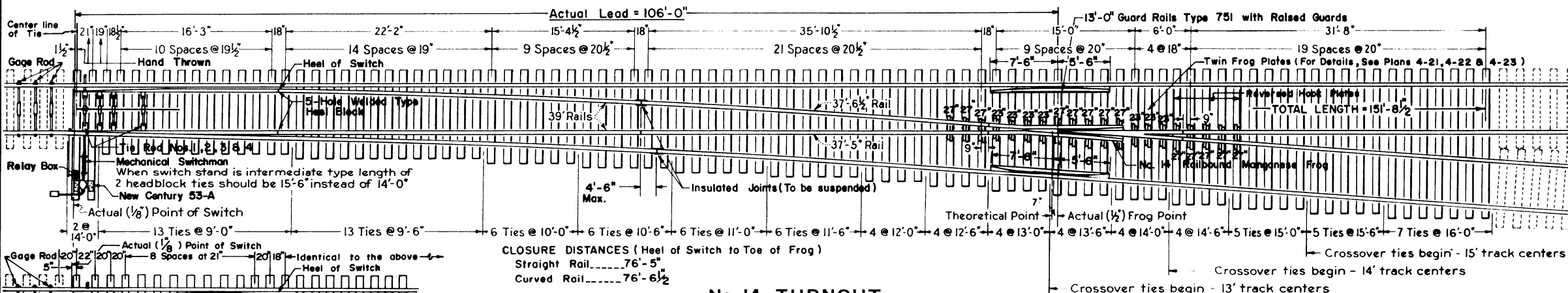
**CROSSOVER**  
13' Track Centers - Length = 260'-9 1/4"



**CROSSOVER**  
14' Track Centers - Length = 274'-9 1/16"



**CROSSOVER**  
15' Track Centers - Length = 288'-8 7/8"

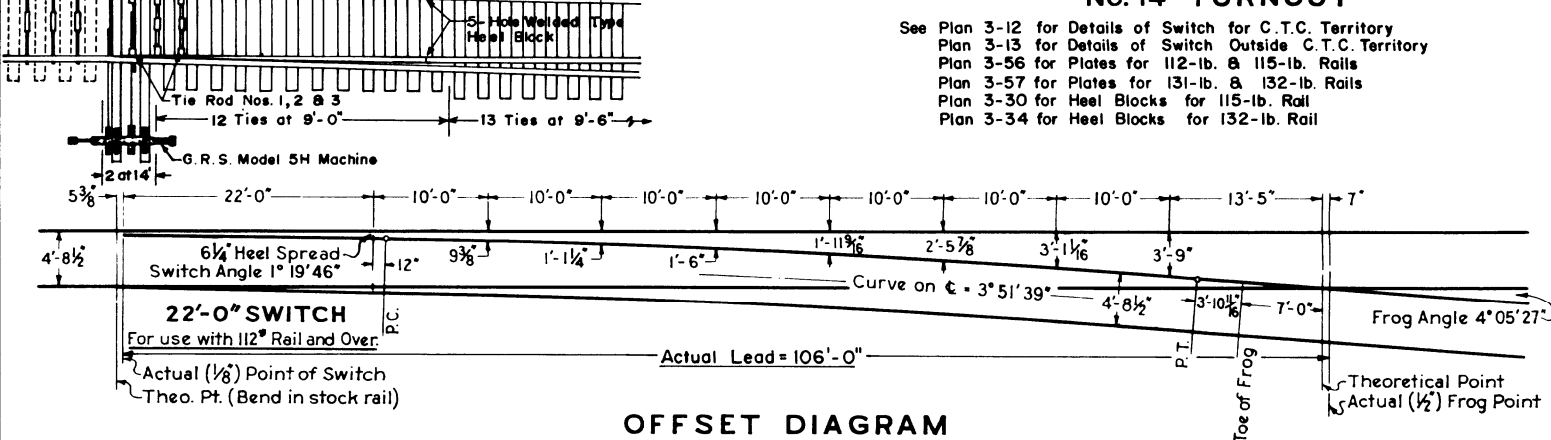


CLOSURE DISTANCES (Heel of Switch to Toe of Frog)  
Straight Rail.....76'-5"  
Curved Rail.....76'-6 1/2"

**No. 14 TURNOUT**

See Plan 3-12 for Details of Switch for C.T.C. Territory  
Plan 3-13 for Details of Switch Outside C.T.C. Territory  
Plan 3-56 for Plates for 112-lb. & 115-lb. Rails  
Plan 3-57 for Plates for 131-lb. & 132-lb. Rails  
Plan 3-30 for Heel Blocks for 115-lb. Rail  
Plan 3-34 for Heel Blocks for 132-lb. Rail

See Plan 1-4 For Bolts used in Trackwork  
Plan 3-43 For Switch Lugs  
Plan 3-45 For Tie Rods  
Plan 3-65 to 3-69 For Switch Stands  
Plan 4-18 for R. B. M. Frogs  
Plan 4-35 for Guardrails  
Plan 4-27 for Frog Plates for Right Hand Turnout, 132 R.E. only  
Plan 4-28 for Frog Plates for Left Hand Turnout, 132 R.E. only  
Plan 3-46 for Tie Rod Basket (For Power Switch)



**OFFSET DIAGRAM**

Note: - Offsets measured from gage side of stock rail to gage side of turnout rail.

Note: Items shown shaded are furnished, installed and maintained by Communication & Signal Dept. and are shown only as information.

| BILL OF SWITCH TIES-7x9" |        |             |                   |                        |        |
|--------------------------|--------|-------------|-------------------|------------------------|--------|
| TURNOUT                  |        |             | CROSSOVER         |                        |        |
| No. of Pcs.              | Length | No. of Pcs. | Length            | 14' Track Centers      |        |
| 13                       | 9'-0"  | 4           | 13'-0"            | 2                      | 12'-0" |
| 13                       | 9'-6"  | 4           | 13'-6"            | 8                      | 12'-6" |
| 6                        | 10'-0" | 6           | 14'-0"            | 8                      | 13'-0" |
| 6                        | 10'-6" | 4           | 14'-6"            | 8                      | 13'-6" |
| 6                        | 11'-0" | 5           | 15'-0"            | 10                     | 14'-0" |
| 6                        | 11'-6" | 5           | 15'-6"            | 18                     | 14'-6" |
| 4                        | 12'-0" | 7           | 16'-0"            | 2                      | 15'-0" |
| 4                        | 12'-6" |             |                   |                        |        |
|                          |        |             |                   | Total No. of Pcs. 106  |        |
|                          |        |             |                   | Total Lin. Ft. 2056.5  |        |
|                          |        |             |                   | Total F. B. M. 5822    |        |
| CROSSOVER                |        |             | CROSSOVER         |                        |        |
| 13' Track Centers        |        |             | 15' Track Centers |                        |        |
| 4                        | 8'-0"  | 20          | 11'-6"            | 2                      | 12'-0" |
| 2                        | 8'-6"  | 12          | 12'-0"            | 8                      | 13'-0" |
| 2                        | 9'-0"  | 8           | 12'-6"            | 8                      | 13'-6" |
| 2                        | 9'-6"  | 14          | 13'-0"            | 12                     | 14'-0" |
| 2                        | 10'-0" | 4           | 13'-6"            | 8                      | 14'-6" |
| 2                        | 10'-6" | 4           | 14'-0"            | 18                     | 15'-0" |
| 2                        | 11'-0" |             |                   | 2                      | 15'-6" |
|                          |        |             |                   | Total No. of Pcs. 186  |        |
|                          |        |             |                   | Total Lin. Ft. 1,985.5 |        |
|                          |        |             |                   | Total F. B. M. 10,424  |        |
|                          |        |             |                   | Total No. of Pcs. 182  |        |
|                          |        |             |                   | Total Lin. Ft. 2,093.5 |        |
|                          |        |             |                   | Total F. B. M. 10,991  |        |

SOUTHERN RAILWAY SYSTEM  
**NO. 14 TURNOUT**  
WITH 22'-0" STRAIGHT SWITCHES  
WITH DETAILS OF TIMBER PATTERNS  
FOR TURNOUT AND CROSSOVERS  
FOR USE WITH 112-LB. R.E. RAIL & HEAVIER

FEBRUARY 1, 1975

OFFICE OF ASST. V.P. M. W. & S.  
Atlanta, Georgia