

---

# ConRail

---

MAINTENANCE PROGRAM

AND

TRACK CHART

ATLANTIC  
REGION

SUSQUEHANNA  
DIVISION

CORRECT TO 1-1-76

<u>NAME</u>	<u>BETWEEN</u>	<u>M.P. TO M.P.</u>	<u>CODE</u>
MAIN LINE	BINGHAMTON & HORNELL	213.2-331.8	6301
MAIN LINE	HORNELL & E. BUFFALO	331.8-420.0	6401
ATTICA BRANCH	AVON & ATTICA	390.0-401.0	6443
GROVELAND BRANCH	GROVELAND & N. ALEXANDER	325.8-360.2	6441
HONESDALE BRANCH	LACKAWAXEN & HONESDALE	109.3-135.0	6341
KENNEDY VALVE SPUR	KENNEDY VALVE & LENNOX AVE.	246.9-251.4	6304
*MORRIS RUN BRANCH	BLOSSBURG	0.0- 0.7	6353
ROCHESTER BRANCH	PAINTED POST & ERWINS	291.9-293.3	6355
ROCHESTER BRANCH	COOPERS SIDING	294.8-295.3	6355
ROCHESTER BRANCH	BATH SIDING	309.6-310.9	6355
ROCHESTER BRANCH	COHOCTON SIDING	325.3-325.8	6355
SYRACUSE BRANCH	BINGHAMTON & OSWEGO	191.6-270.0	6251
*TIOGA BRANCH	TIOGA JCT. & LAWRENCEVILLE	0.0- 3.5	6353
*TIOGA BRANCH	TIOGA JCT. & TIOGA	23.2- 27.4	6353
*TIOGA BRANCH	MANSFIELD & BLOSSBURG	35.6- 46.1	6353
UTICA BRANCH	CHENANGO FORKS & UTICA	202.6-283.4	6252
WAYLAND BRANCH	ERWINS & WAYLAND	269.0-311.3	6352

\*No Chart

# PROGRAM LEGEND

DATE OF CONDITION PRECEDES CODE (If Known)	
CONDITIONS	CODES
GRINDING	(No. of Passes)
WELDING	E = Electric TW = Thermit Weld G = Gas
SURFACING	Machines M = Matisa R = Railway Maint. Corp. W = McWilliams J = Jackson P = Pullman (Mainly on Branch Lines) P = Plasser E = Electromatic EM = Electromatic & Electromatic Jr. T = Tamper
TIES	(Year Installed Only) ST = SAFETY TIES
BARS	HF & HFT = Head Free Toeless Other Types HFF = Head Free Flange K4 WC = Crowned Oversize K6 W = Oversized K8 S = Short Bar or 24" Bar K24 SH = Second Hand
RAIL (See Note Below)	W = Welded (Designated by Cross-Hatching) F = Fit C = Cropped M = Modified MM = Med. Mang T = Transposed
BAL. CLEANING	S = Speno L = Loram B = Brownhoist P = Pullman N = Nordberg M = Mannix
JOINT STRAIGHTENER	(Year Worked On)

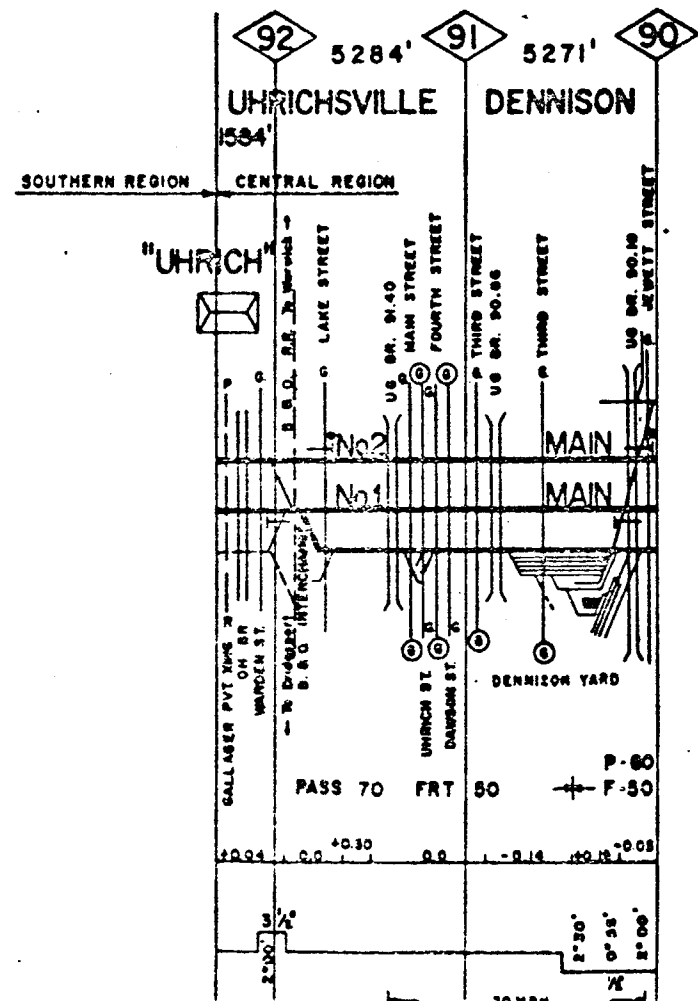
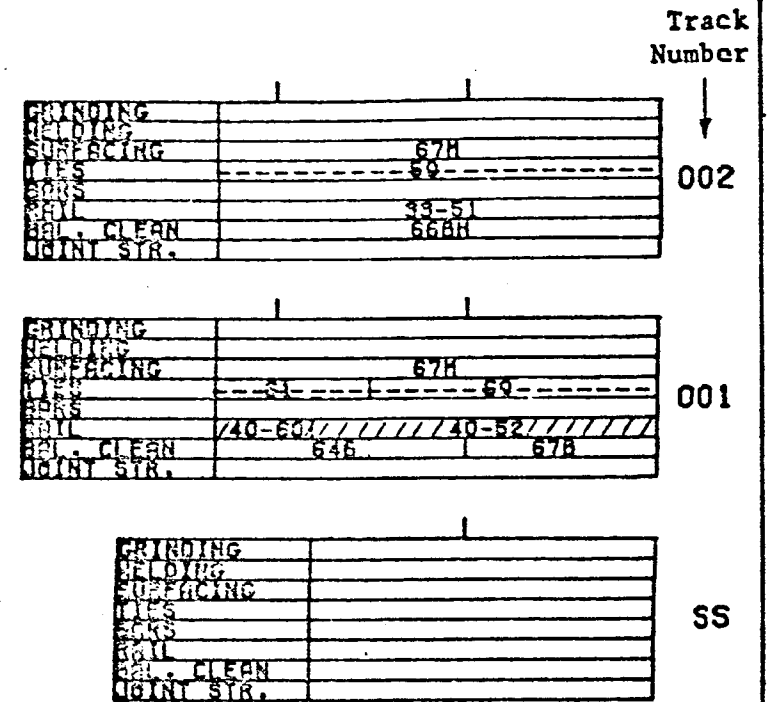
**NOTE:** On rail weights of over 100 lbs., the number 1 is dropped.  
**EXAMPLE:** 140 lbs. would be written 40.  
 The rail weights will precede the year of rail.  
**EXAMPLE:** 131 - 1942 would be written 31-42.  
 Welded rail will be followed with the letter "W".  
**EXAMPLE:** 40-68W.

MAINTENANCE PROGRAMMED WORK TO BE DONE THIS YEAR IS DESIGNATED WITH DASHED LINES.

## CHART LEGEND

INTERLOCKING TOWER		YARD LIMIT BOARD	
INTERLOCKING		TUNNEL	
BLOCK STATION		OVERHEAD BRIDGE	
BLOCK LIMIT STATION		UNDERGRADE BRIDGE	
REMOTE CONTROLLED SWITCHES		POSITION LIGHT SIGNAL	
TRAIN ORDER DELIVERY STAFF		DRAGGING EQUIPMENT DETECTOR	
PUBLIC ROAD XING (GRADE)		SPRING SWITCHES	
" " " " With Flashers		HOT BOX DETECTOR (Pointing direction of traffic)	
" " " " With Flashers & Gares		STATE, COUNTY & TOWNSHIP LINES	
" " " " With Watchman		TELEPHONE (Booth or Box)	
PRIVATE ROAD XING (GRADE)		CURVE LUBRICATOR	

# TYPICAL CHART



GRINDING	
WELDING	
SURFACING	
TIES	
BAR	
RAIL	30
RAIL - CLEAN	
JOINT ST.	

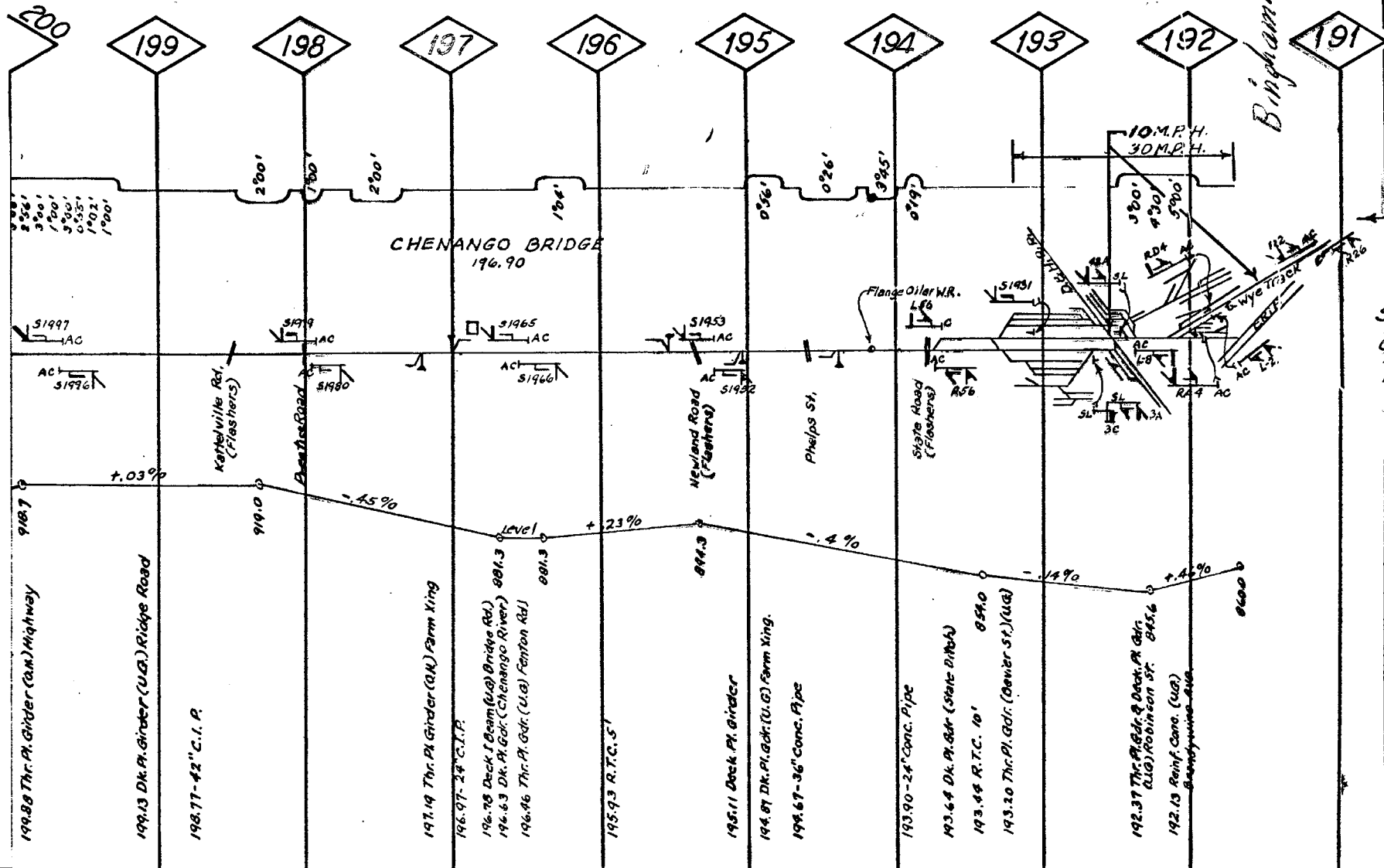
WTC

GRINDING	
WELDING	
SURFACING	
TIES	
BAR	
RAIL	30
RAIL - CLEAN	
JOINT ST.	

001

GRINDING		73 (1)	
WELDING			
SURFACING		72	
TIES		69	
BAR			
RAIL	30-28		30
RAIL - CLEAN			
JOINT ST.			

002

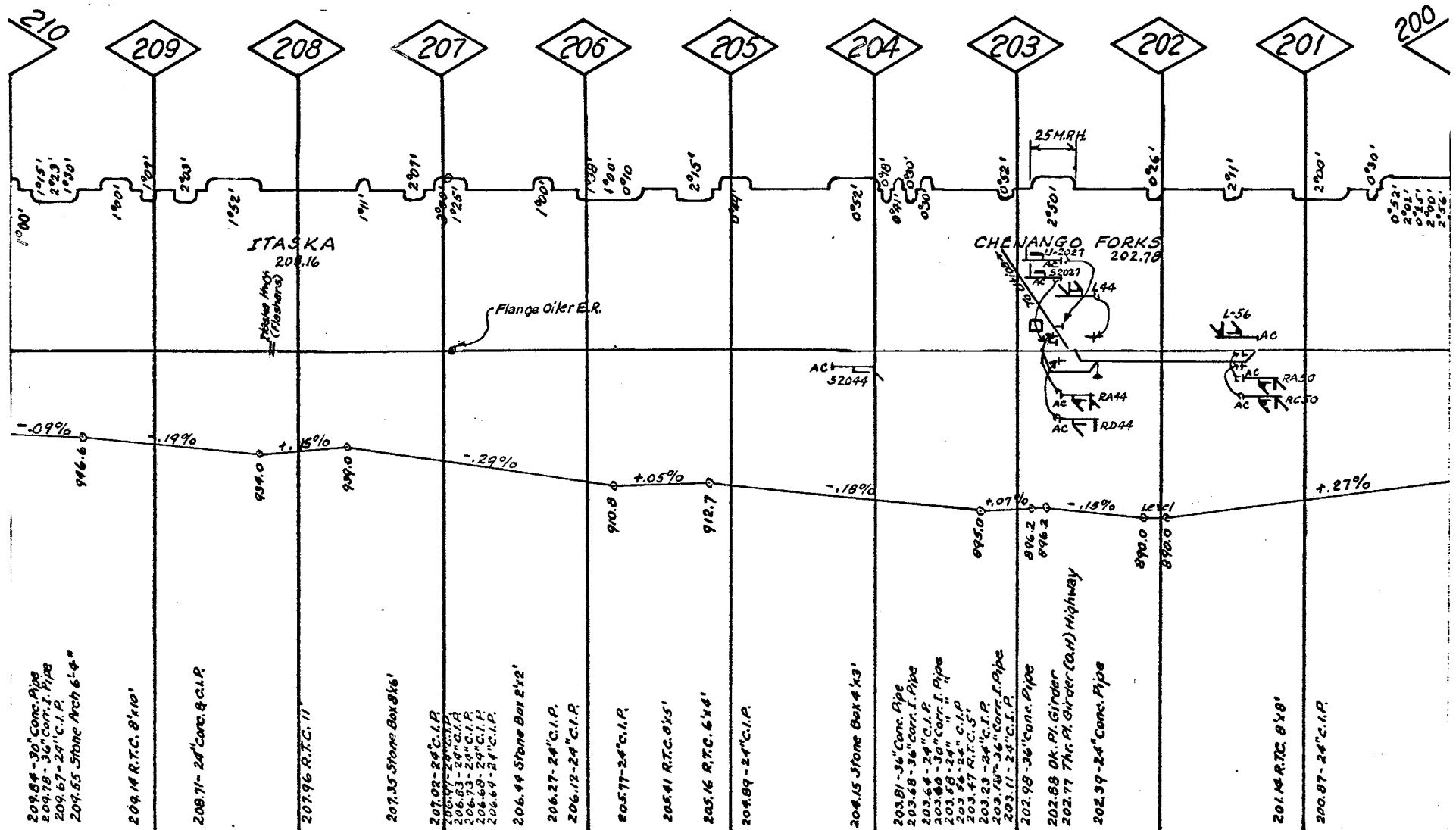


SYRACUSE BRANCHE  
Speed Limit  
 Syracuse Br.-40.  
 Oswego Br.-30  
 Except Restrictic

6-2-51 ATL. REG. SYRACUSE BRANCH MP 190.7 MP 200.0

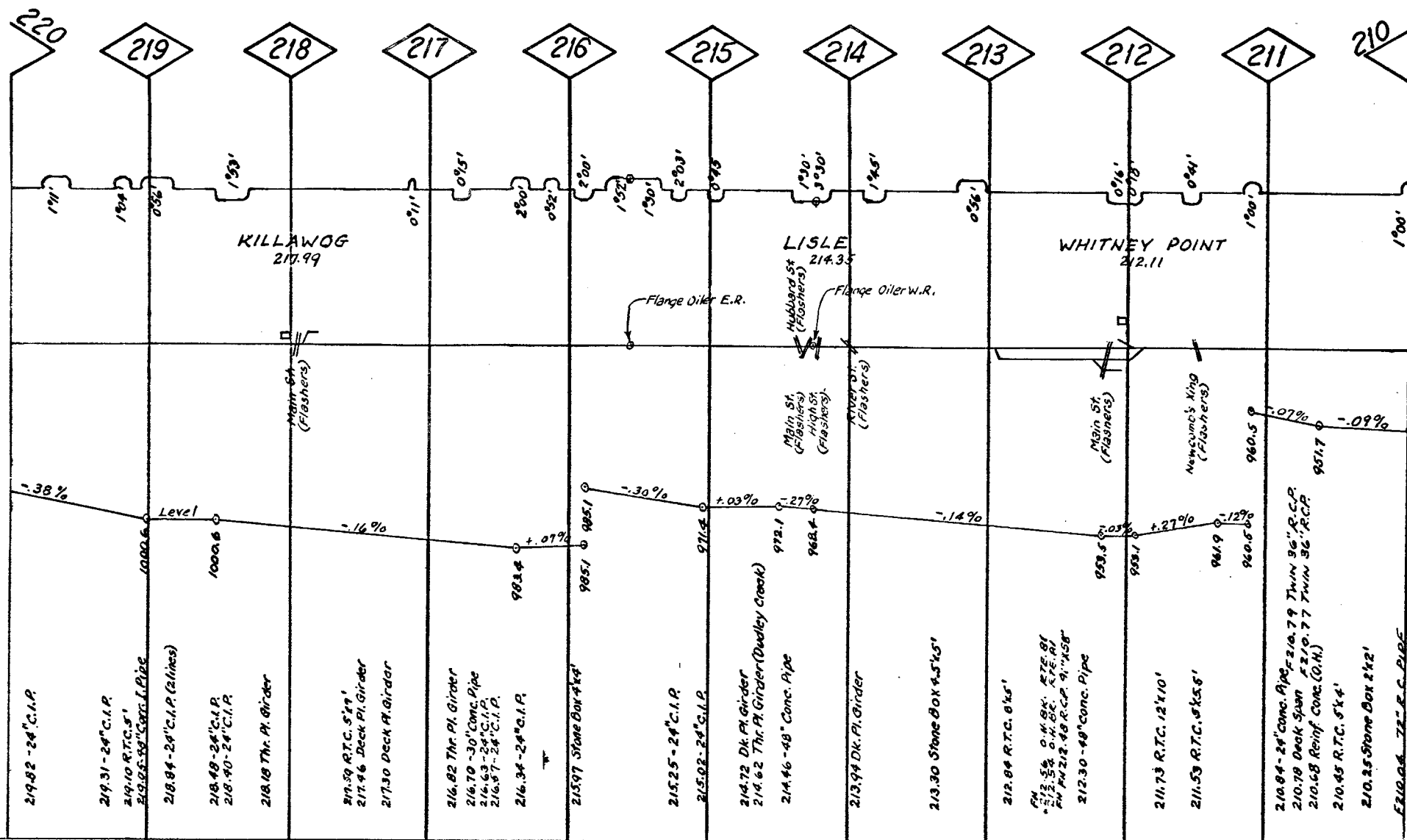
GRINDING	73 (1)					73 (1)				
WELDING										
SURFACING	72									
TIES	69									
RAIL	30-31	30-33	30-30	30-33	30-32	30-28				
RAIL - CLEAN										
JOINT ST.										

007



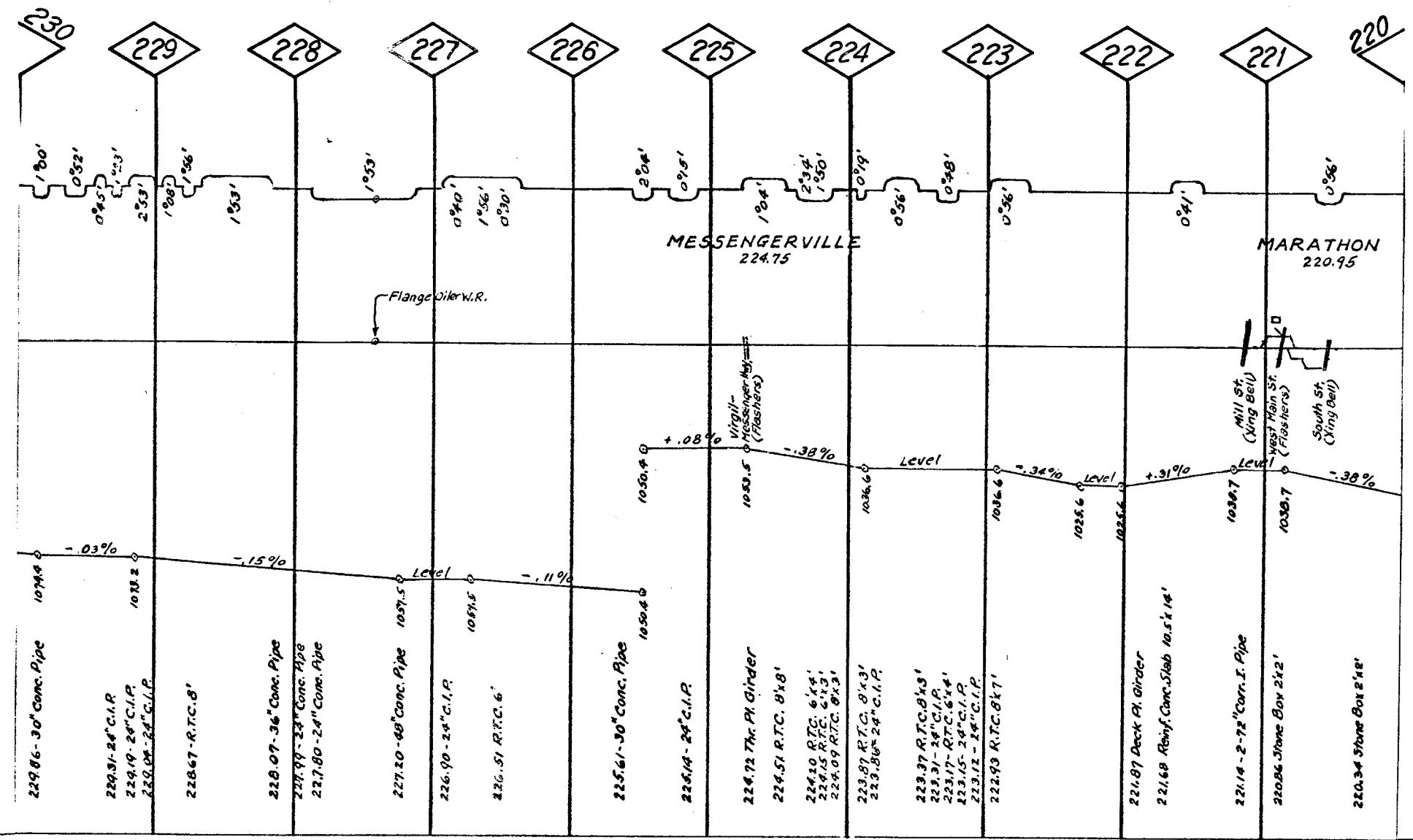
GRINDING	73 (1)				
WELDING	72				
SURFACING	71				
TIES	70				
RAIL	30-27	30-31	30-33	30-29	30-31
RAIL - CLEAN					
JOINT ST.					

007



GRINDING						73 (1)
WELDING						72
SURFACING						
TIES						
RAIL	30	30-25	30-28	30-33	30-30	
RAIL - CLEAN						
JOINT ST.						

007



6-51





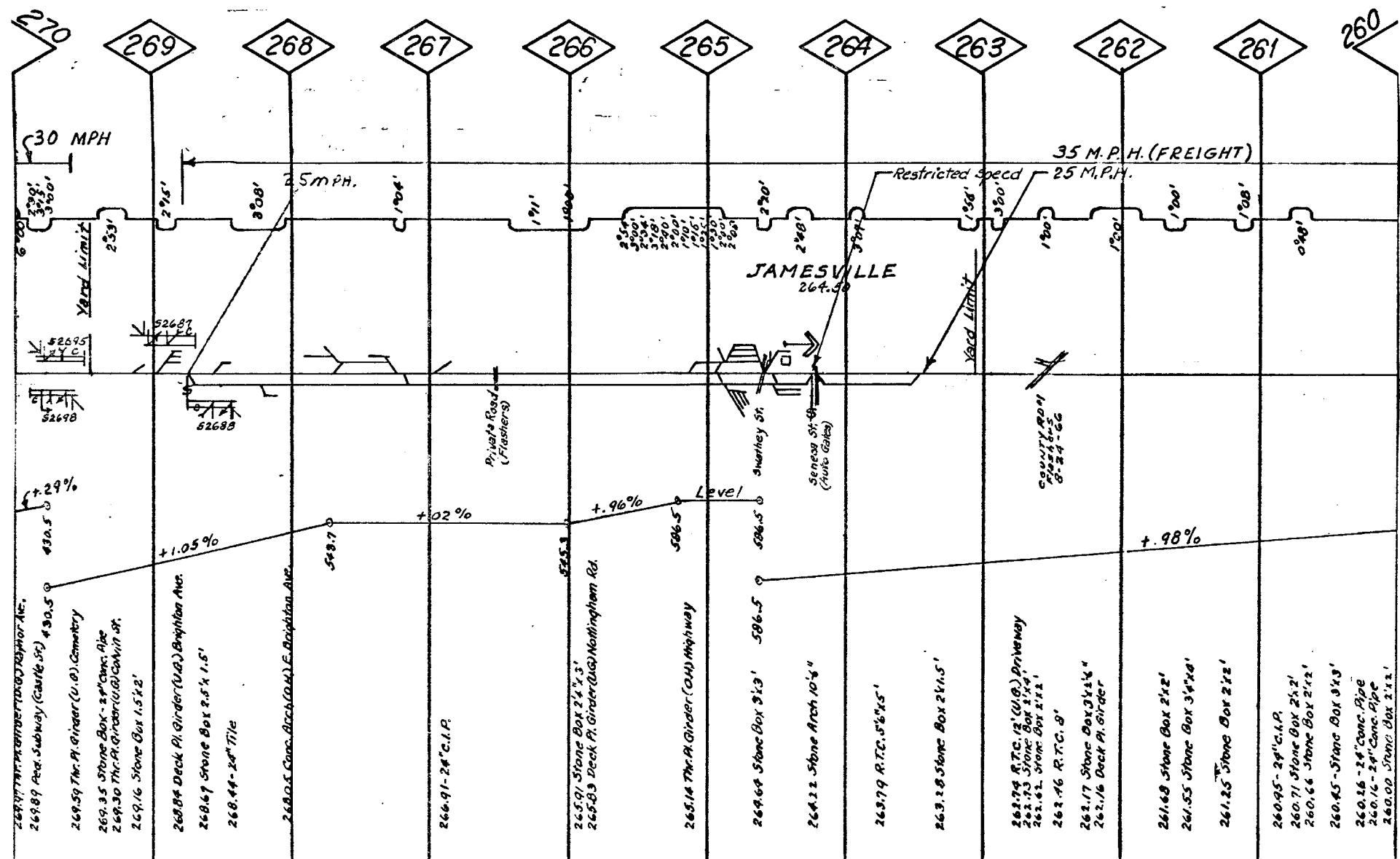


GRINDING	74 (1)					
WELDING	70					
SURFACING	72					
TIES	71	70	70	72	72	
BAR	30-36		18-24		30-32	
RAIL	30-36		18-24		30-32	
BAL. CLEAN	18-24		18-24		18-26	
JOINT ST.	18-24		18-24		18-24	

001

GRINDING	72		
WELDING	72		
SURFACING	72		
TIES	18-22	18-24	30
BAR	18-22		30
RAIL	18-22		30
BAL. CLEAN	18-22		30
JOINT ST.	18-22		30

002

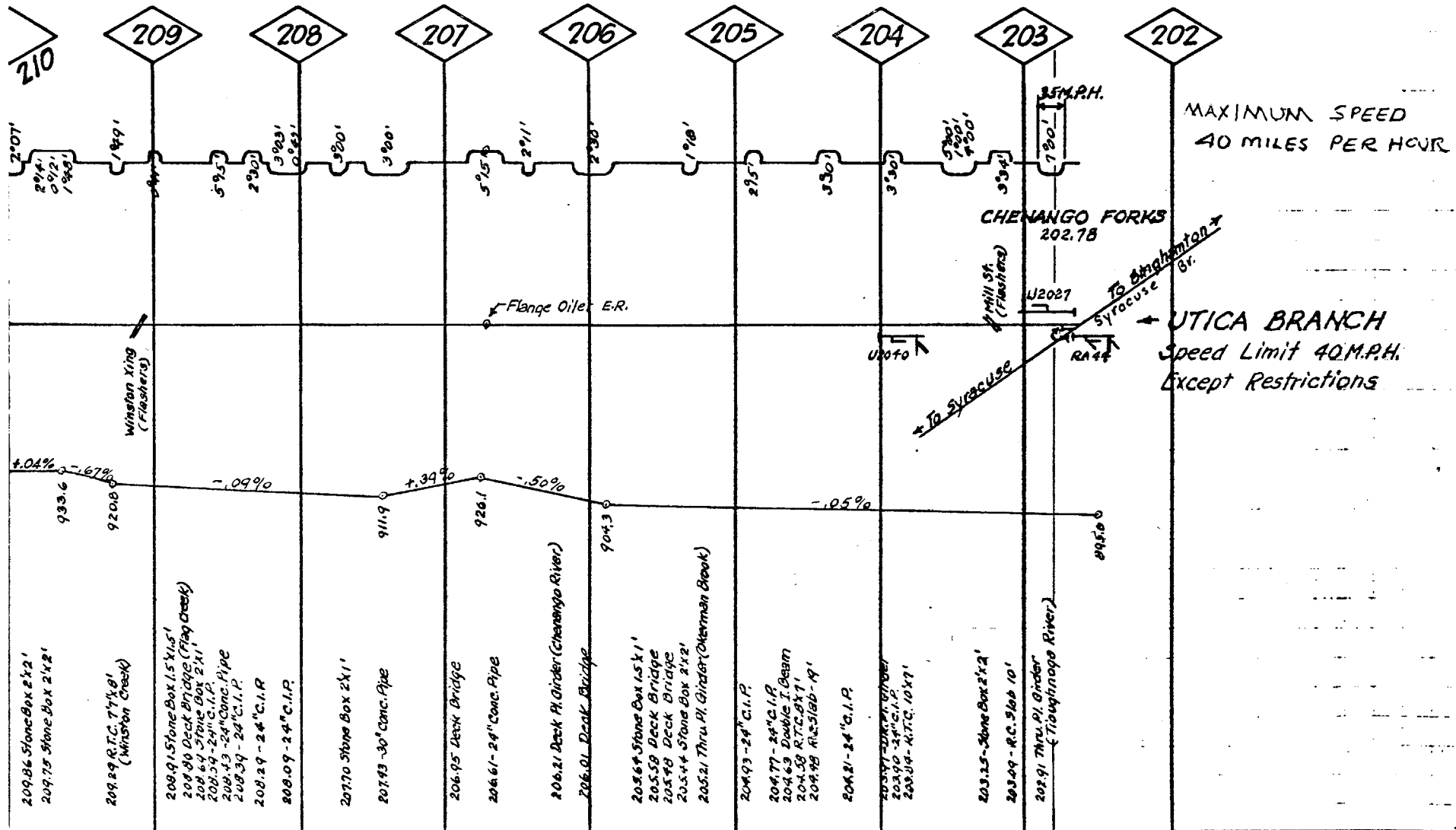


- 269.35 Deck P. Girder (U.G.) Brighton Ave.
- 269.30 Stone Box 2'4" x 3'
- 268.84 Deck P. Girder (U.G.) Brighton Ave.
- 268.67 Stone Box 2'4" x 3'
- 268.44 24" Tile
- 268.05 Conc. Arch (C.A.) E. Brighton Ave.
- 266.91 24" C.I.P.
- 265.91 Stone Box 2'4" x 3'
- 265.83 Deck P. Girder (U.G.) Nottingham Rd.
- 265.14 Trk. P. Girder (C.A.) Highway
- 264.64 Stone Box 3'3" x 3'
- 264.22 Stone Arch 10'4"
- 263.74 R.T.C. 5'6" x 5'
- 263.28 Stone Box 2'4" x 3'
- 262.74 R.T.C. 12' (U.G.) Driveway
- 262.73 Stone Box 2'4" x 3'
- 262.16 Stone Box 2'4" x 3'
- 262.17 Stone Box 3'4" x 4"
- 262.16 Deck P. Girder
- 261.68 Stone Box 2'4" x 3'
- 261.55 Stone Box 3'4" x 4"
- 261.25 Stone Box 2'4" x 3'
- 260.95 24" C.I.P.
- 260.71 Stone Box 2'4" x 3'
- 260.66 Stone Box 2'4" x 3'
- 260.45 Stone Box 3'4" x 4"
- 260.16 24" Conc. Pipe
- 260.00 Stone Box 2'4" x 3'

6251

GRINDING					
WELDING					
SURFACING			72		
TIES				59	
BARS					
RAIL	05-22	05-21	05-20	05-20	
BAL. CLEAN					
JOINT STR.					

007

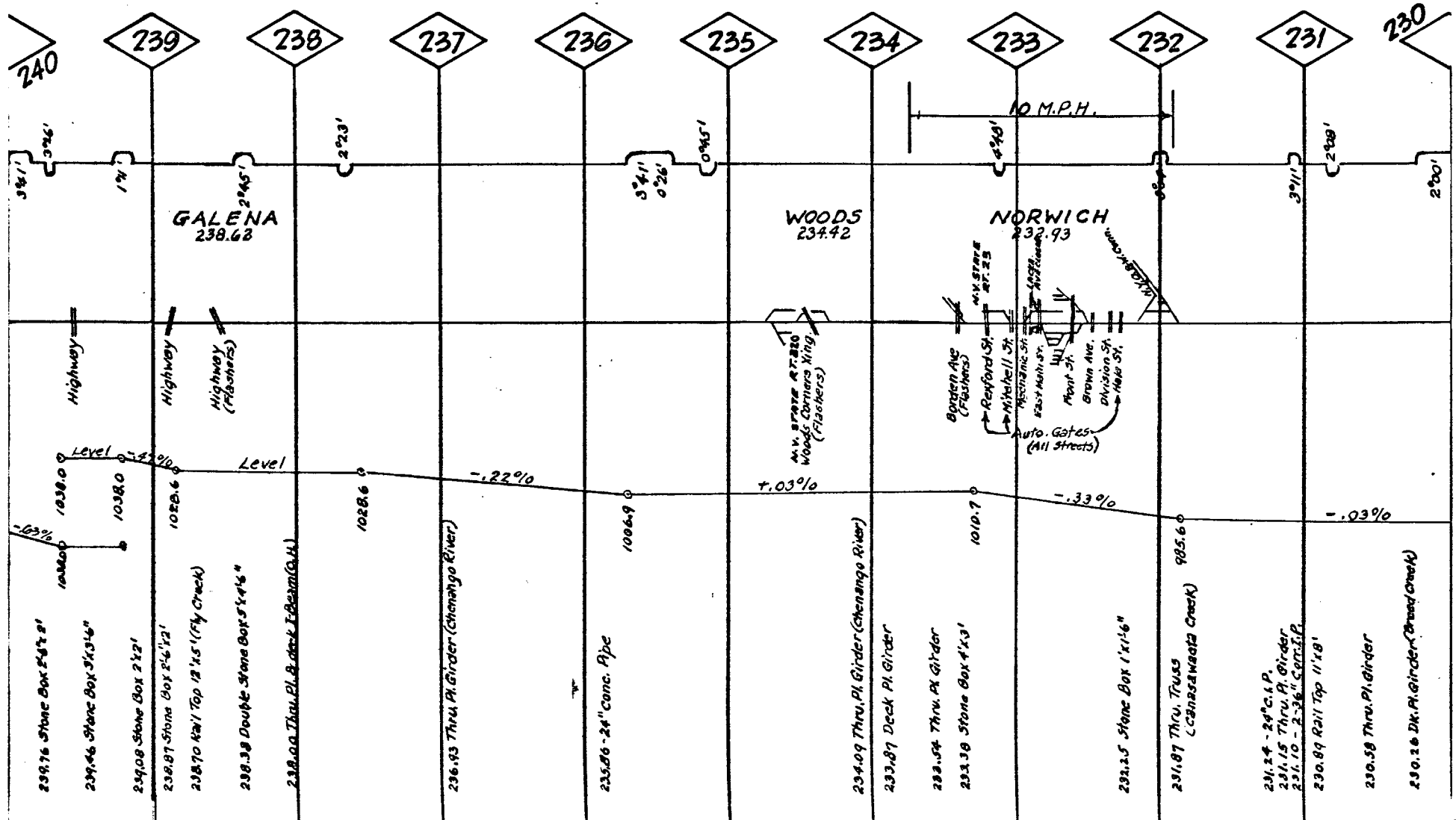






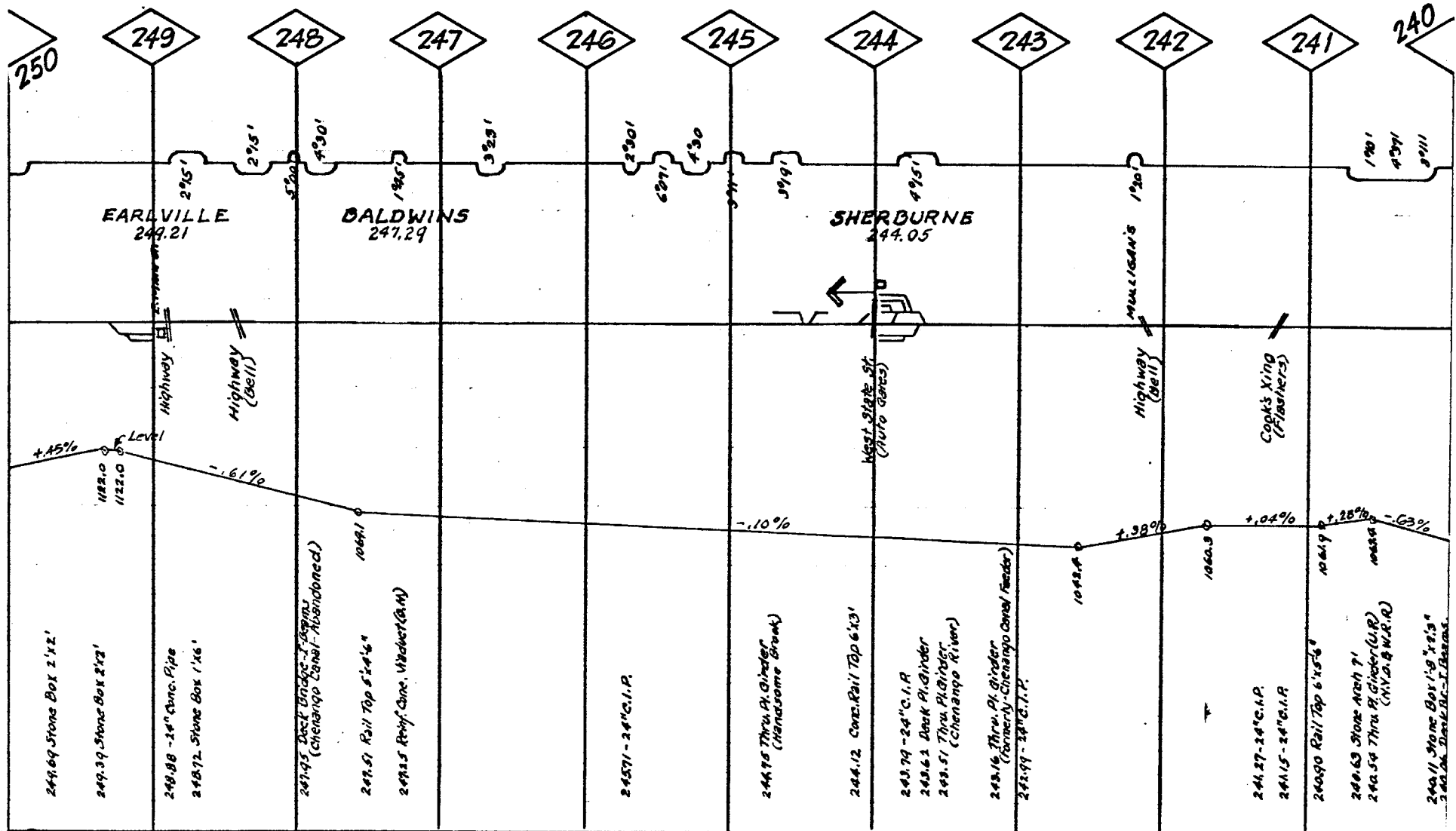
GRINDING	74 (2)		
WELDING	72		
SURFACING	72		
TIES	72		
BARS	72		
RAIL	05-17	05-23	05-22
BAL. CLEAN			
JOINT STR.			

007



GRINDING							74 (2)
WELDING							
SURFACING							
TIES							70
BARS							71
RAIL	05-21	05-14	05-17		05-16	05-23	05-17
BAL. CLEAN							
JOINT STR.							

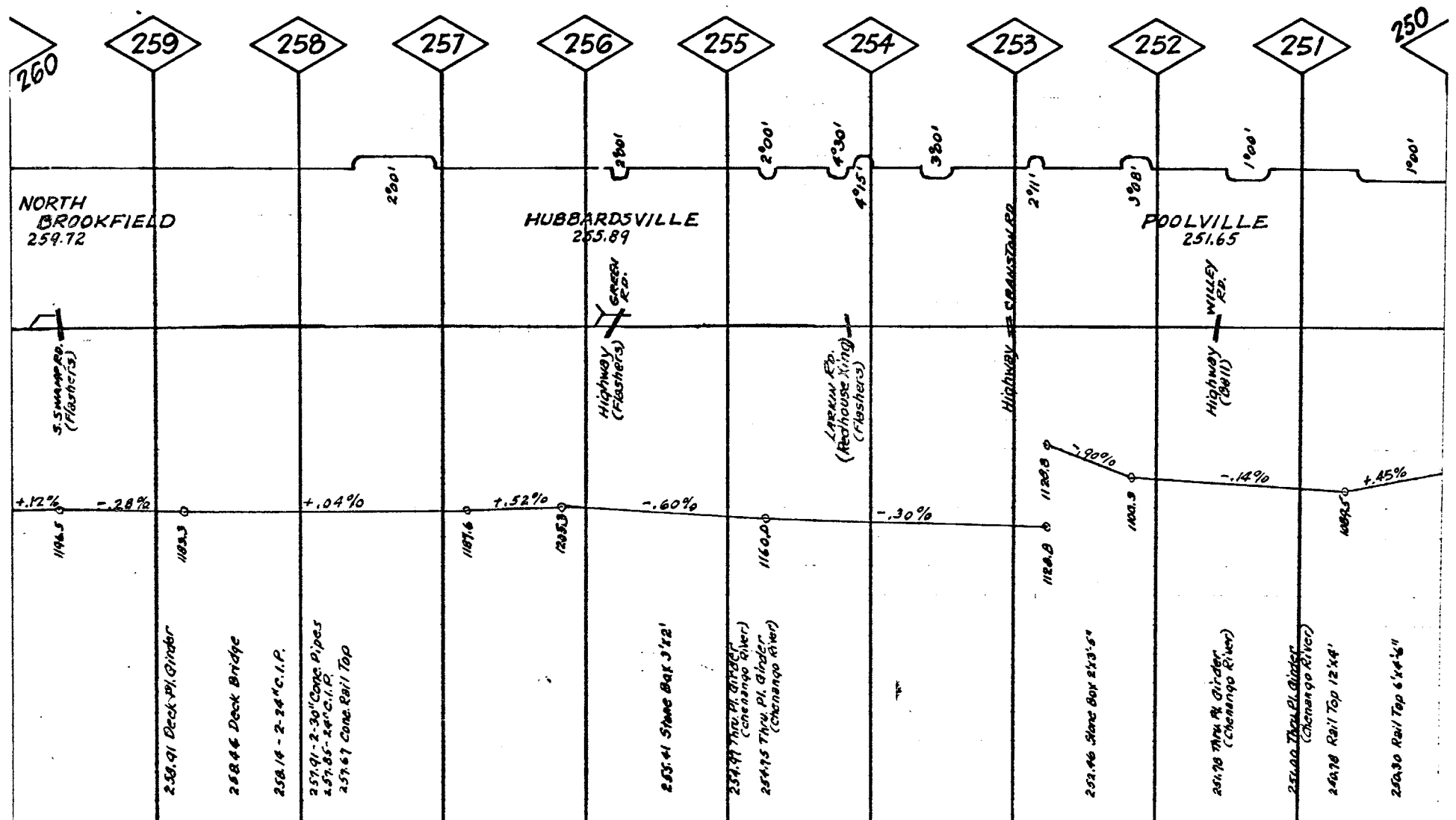
007



6-2-52 ATL. REG. UTICA BRANCH

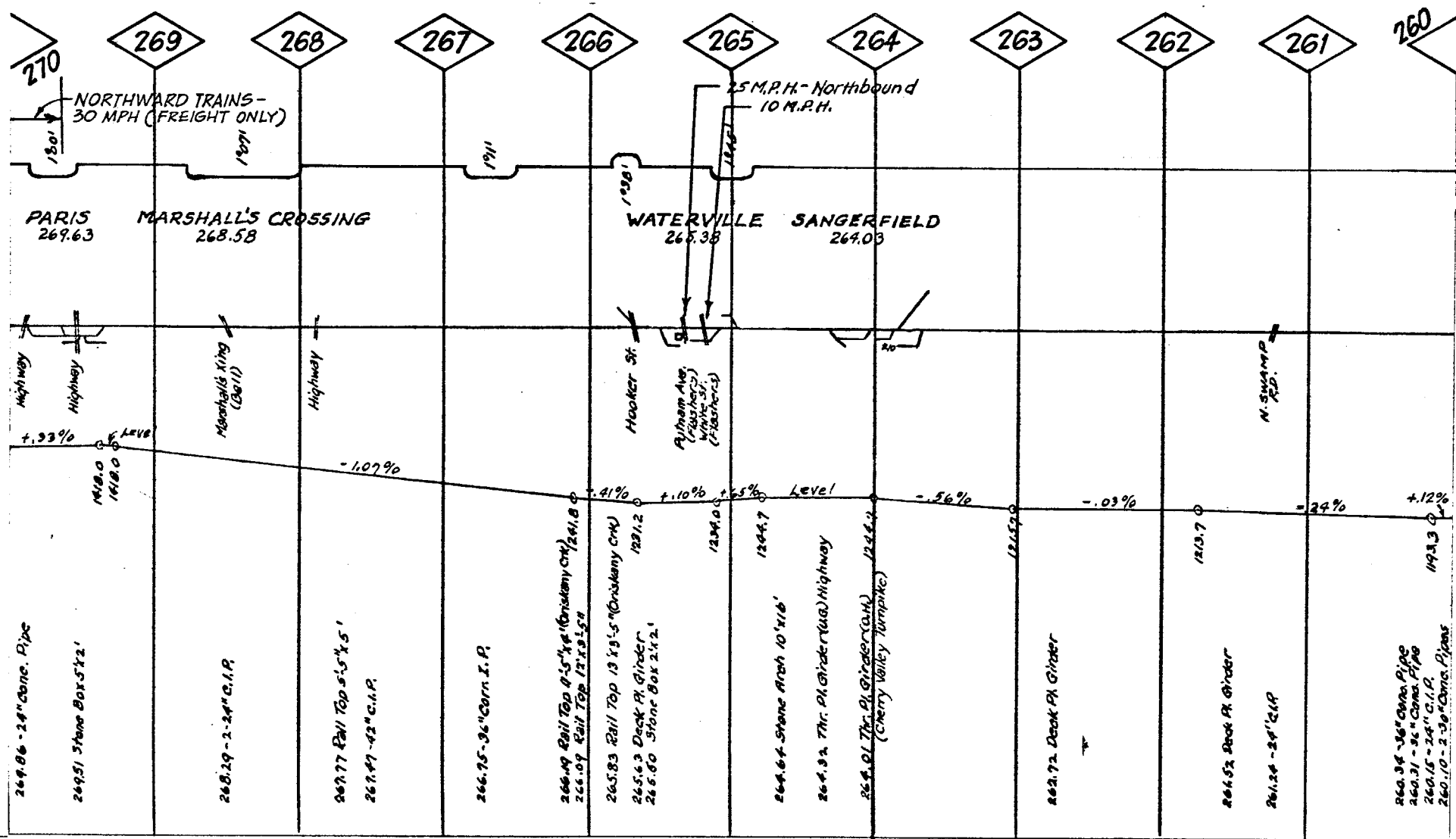
GRINDING									
WELDING									
SURFACING									72
TIES									
BAR									
RAIL		05-14				05-15		05-21	
RAIL, CLEAN									
JOINT STR.									

007



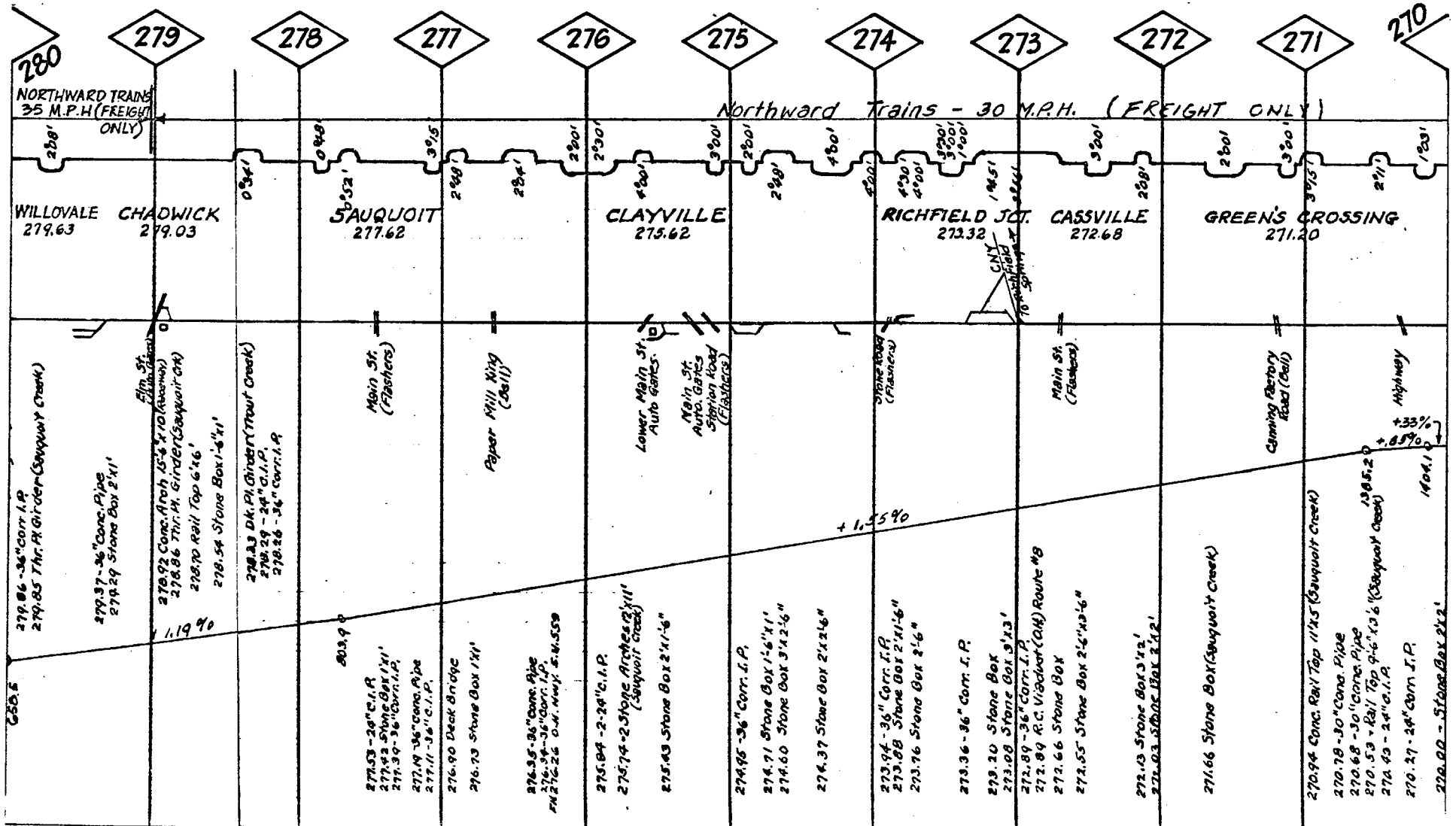
GRINDING									
WELDING									
SURFACING									72
TIES									
RAIL									
RAIL - CLEAN	05		05-20		05-31			05-23	
JOINT ST.									

007



GRINDING									
WELDING									
SURFACING									
TIES									
BARS									
RAIL	05-23	05-23		91-11				05-31	05-16
RAIL CLEAN									
JOINT ST.									

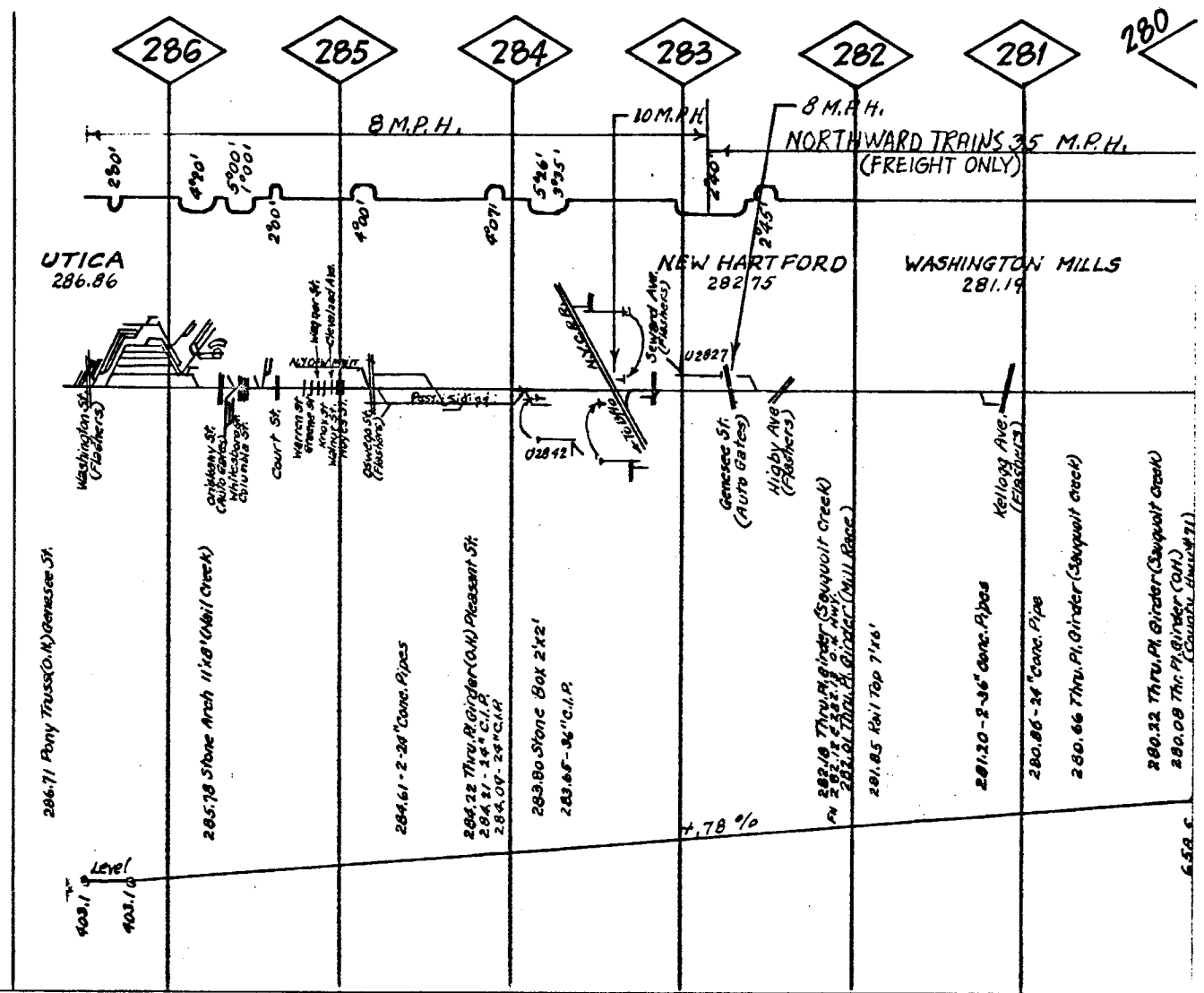
007



GRINDING									
WELDING									
SURFACING		50J				71			
TIES						1721			
RAIL									
RAIL - CLEAN	05	05			05-23	05		05-15	05-23
JOINT ST.									

007

UTICA BRANCH →  
Speed Limit 40 M.P.H.  
Except Restrictions

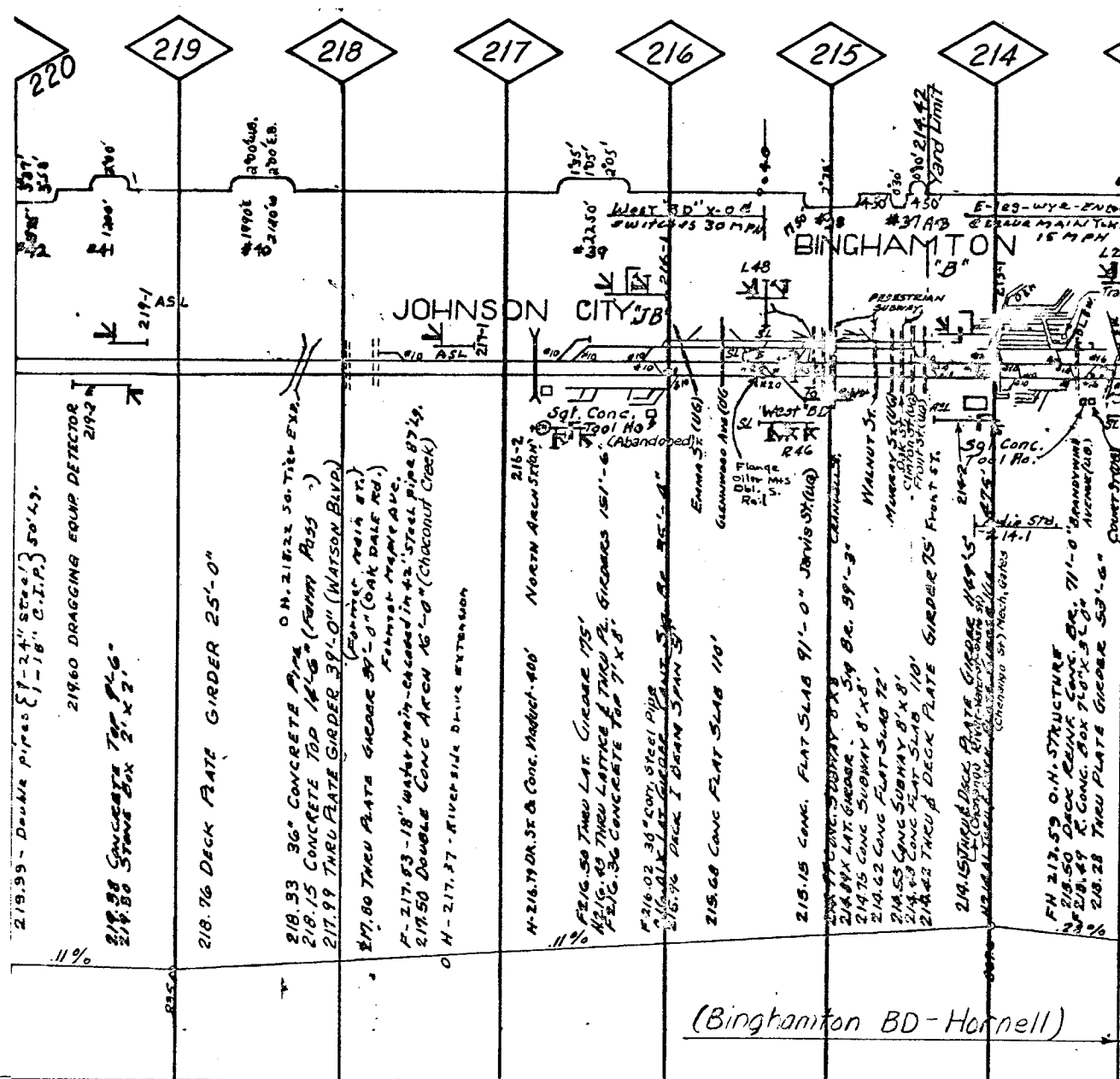


GRINDING	65 (1)		75 (1)	
WELDING				
SURFACING				
TIES	68		74	
BAR				
RAIL	32-52		31-44	
RAIL - CLEAN	755		735	
JOINT ST.	64		64	

001

GRINDING	71 (1)		75 (1)	
WELDING				
SURFACING				
TIES	68		70	
BAR				
RAIL	32-69		32-53	
RAIL - CLEAN	675		705	
JOINT ST.	64		64	

002



(Binghamton BD-Hornell)

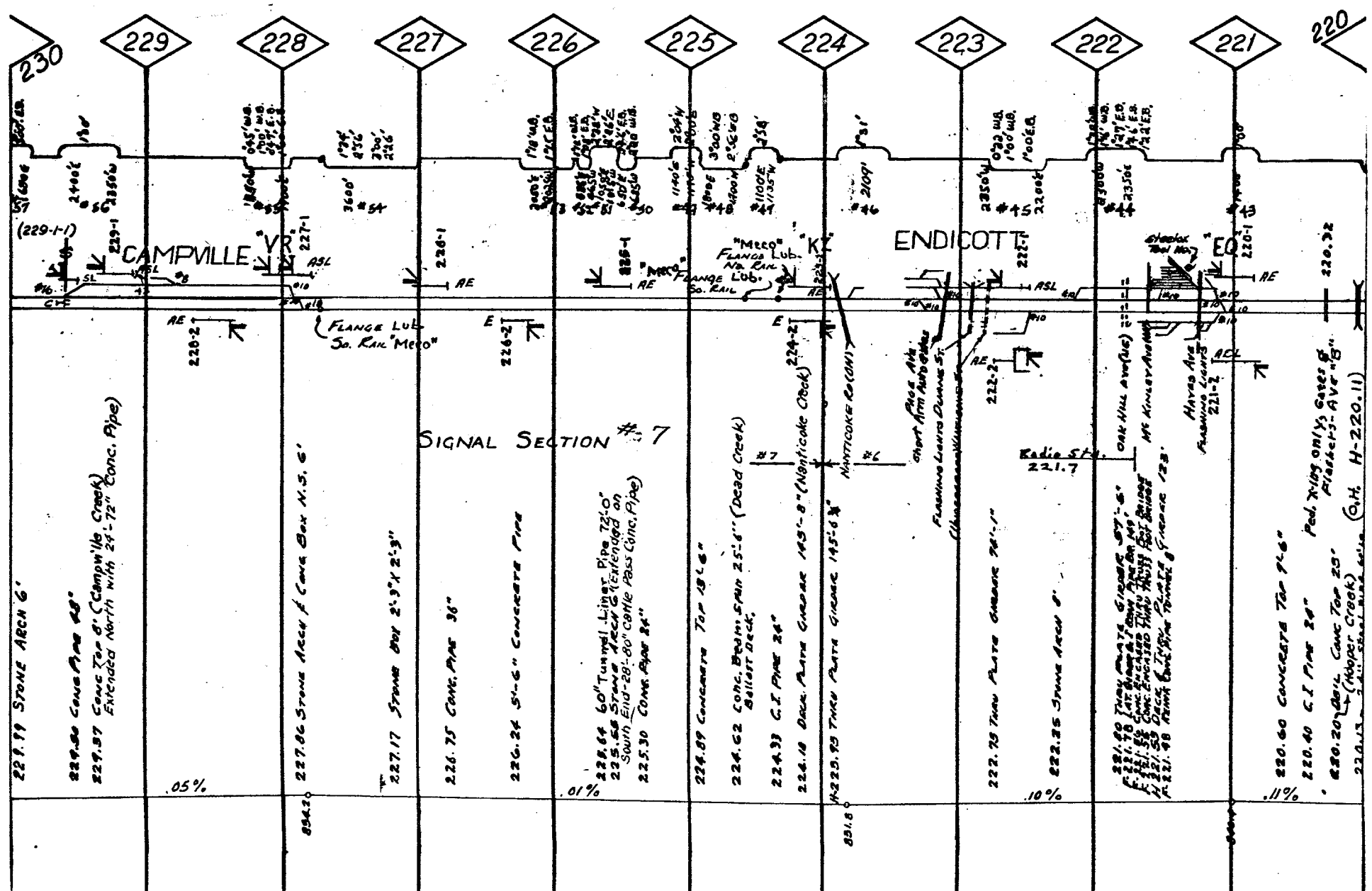
6301

GRINDING	72 (1)	64 (1)			65 (1)	
WELDING						
SURFACING	65	65	70			
TISS					68	74
RAIL	31-43	32-51	31-42	31-37	32-52	
RAIL - CLEAN			755			
JOINT ST.		66				

001

GRINDING	72 (1)	64 (1)			71 (1)	
WELDING						
SURFACING	73	70			73	
TISS	73				68	
RAIL	31-39	31-40	32-49	32-69	32-69	
RAIL - CLEAN			735			
JOINT ST.	66				675	

002

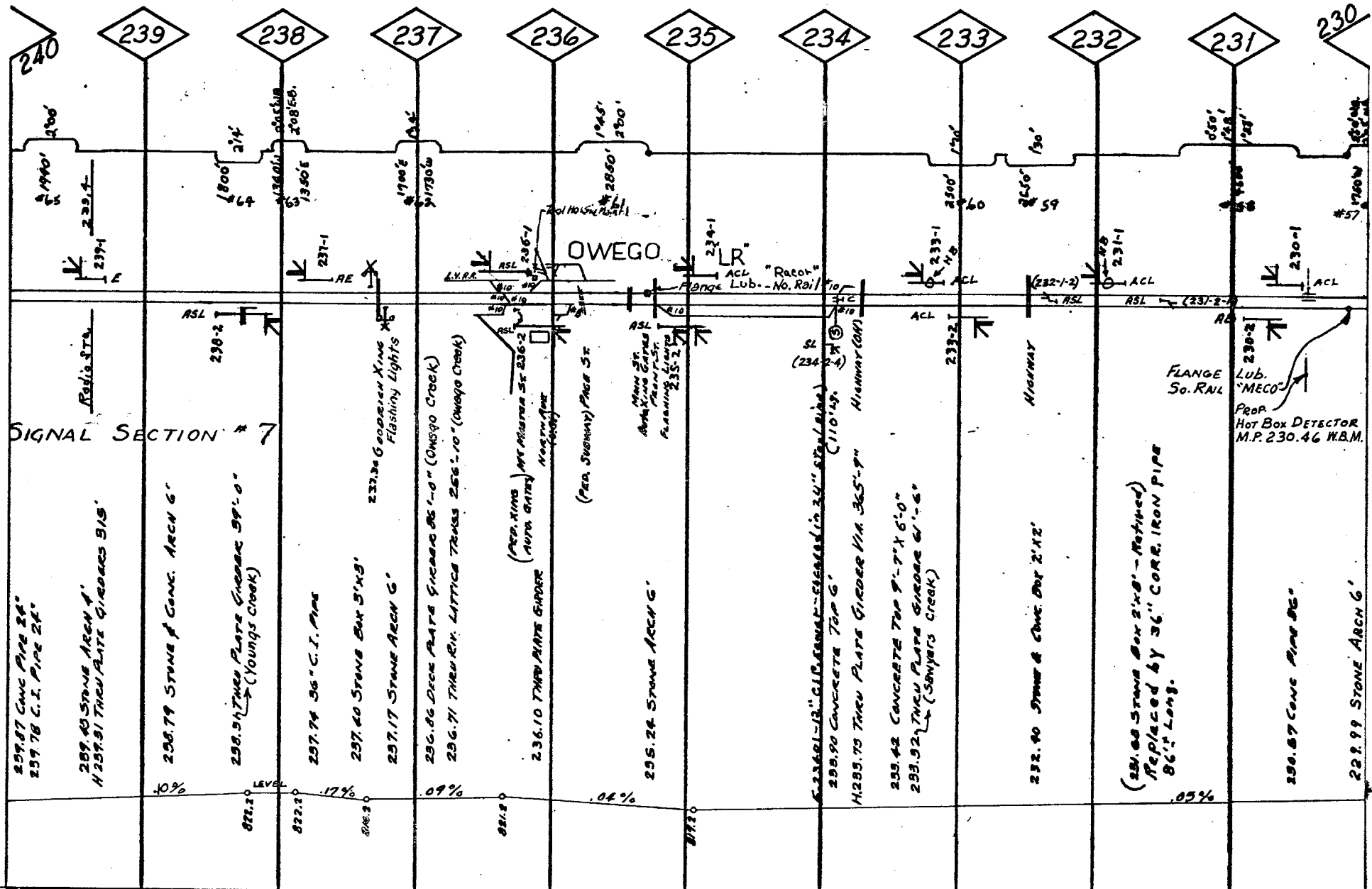


GRINDING	72 (1)									
WELDING										
SURFACING	68									
TIES	65									
RAIL	32-54	31-36	31-43	31-46	31-43	32-62F	31-44			31-43
RAIL - CLEAN	755									
JOINT ST.	66									

001

GRINDING	72 (1)										
WELDING											
SURFACING	73										
TIES	65	59	73	73	70	70	73	73			
RAIL	31-37		32-48		31-37	32-52	59	31-39	60	31-40	31-38
RAIL - CLEAN	755										
JOINT ST.	66										

002

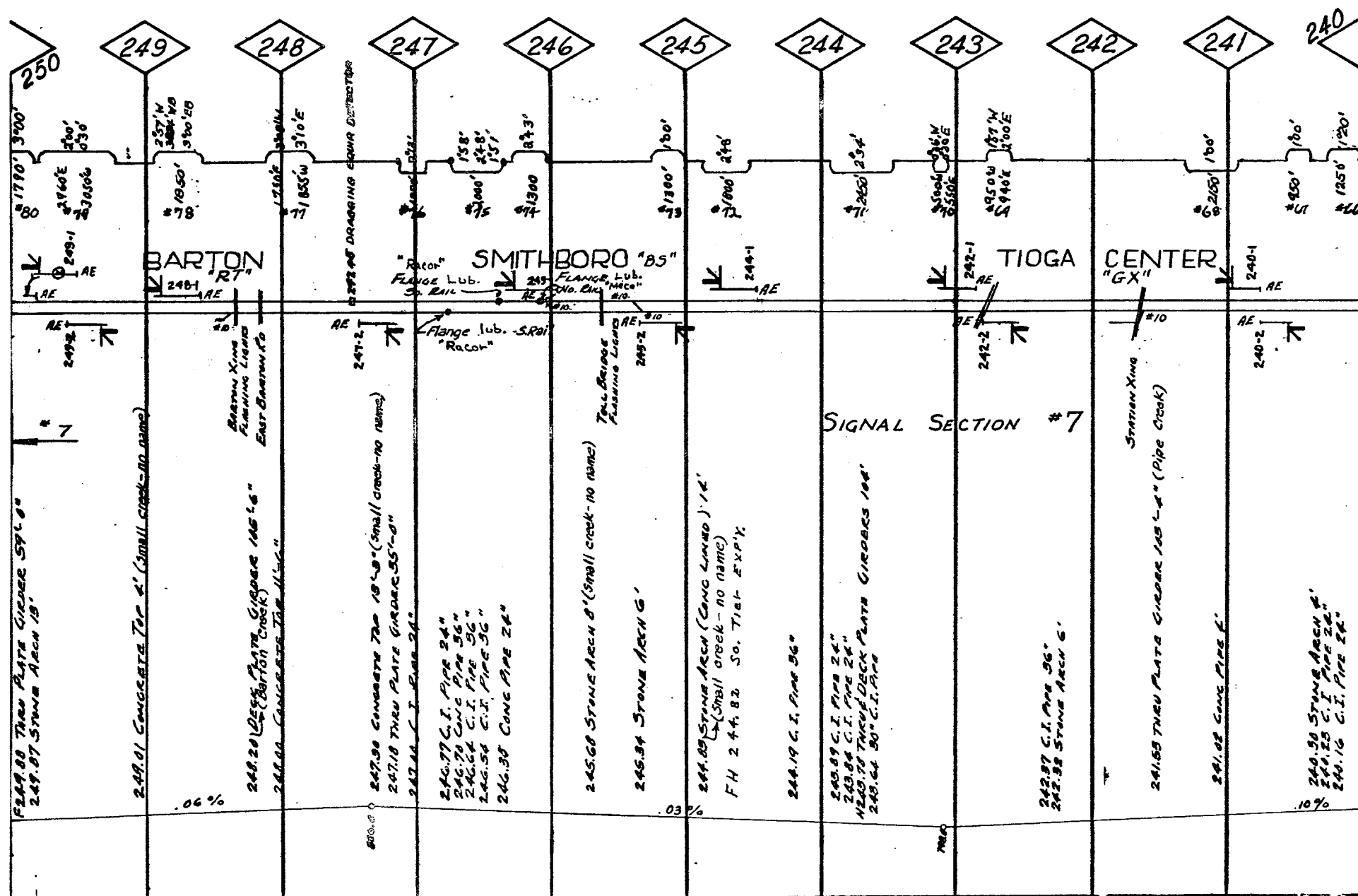


GRINDING	72 (1)									
WELDING										
SURFACING	68									
TIERS	68									
RAILS	32-51	31-43	55	31-42	53	53	53	31-34	54	
RAIL - CLEAN	66S	55S					75S			
JOINT ST.	66									

001

GRINDING	72 (1)									
WELDING										
SURFACING	71									
TIERS	65									
RAILS	032-53	92-53		31-40			92-51	59		55
RAIL - CLEAN							75S	31-41		31-37
JOINT ST.							66			

002



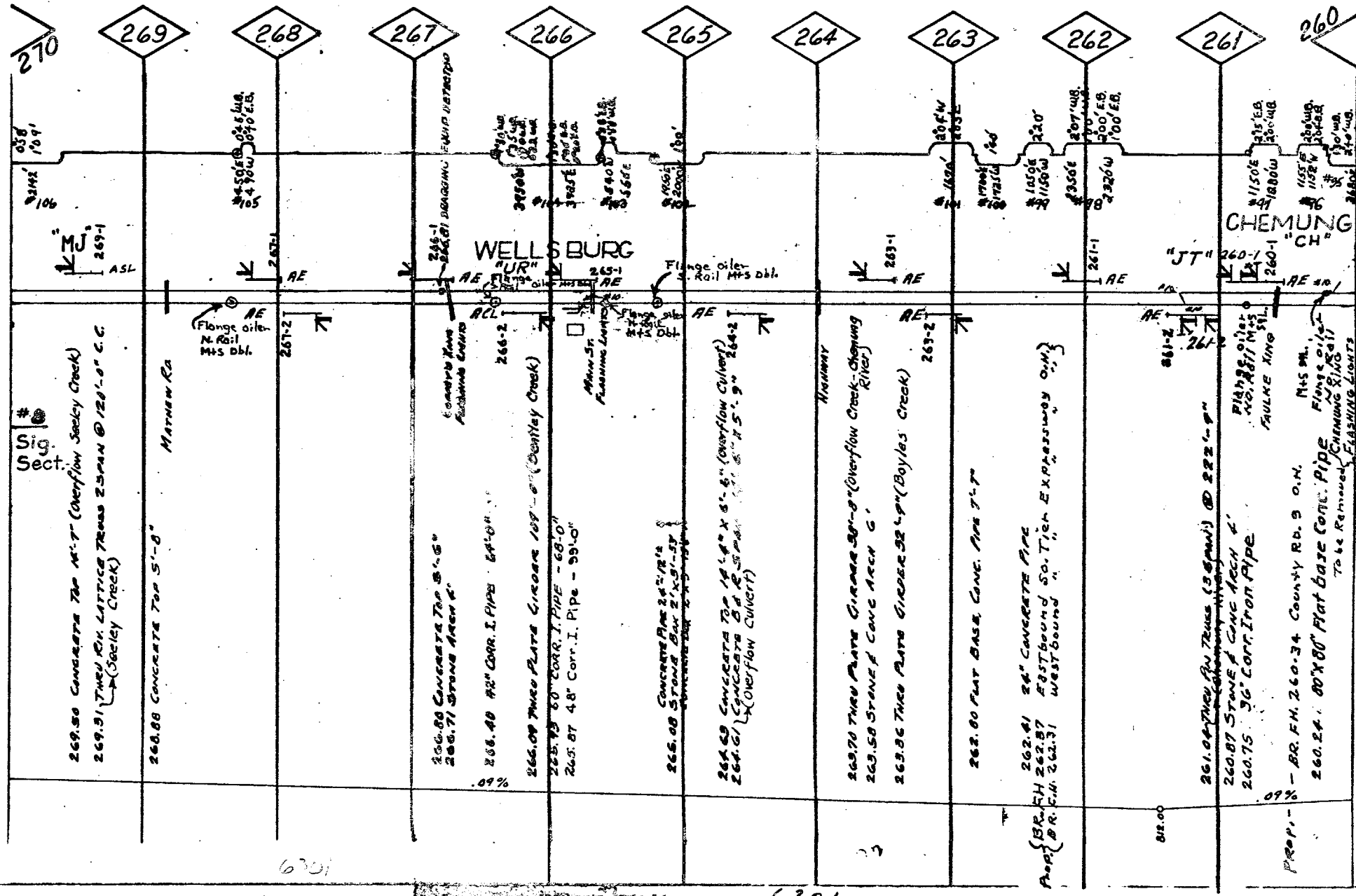


GRINDING	75 (1)		75 (1)		65 (1)		72 (1)	
WELDING	75 (1)		75 (1)		65 (1)		72 (1)	
SURFACING	65	73	65	73	65	73	65	73
TIES	73		73		65		73	
RAIL	32-55		32-62F		32-55		32-59	
RAIL - CLEAN	32-55		32-62F		32-55		32-59	
JOINT ST.	32-55		32-62F		32-55		32-59	

001

GRINDING	69		69		72 (1)	
WELDING	69		69		72 (1)	
SURFACING	67	73	67	73	67	73
TIES	67		67		67	
RAIL	32-67		32-67		32-48	
RAIL - CLEAN	32-67		32-67		32-48	
JOINT ST.	32-67		32-67		32-48	

002



#  
S. G.  
Sect.

269.50 CONCRETE TOP 14'-7" (Overflow Socky Creek)  
269.51 THRU CH. LATTICE TRUSS 25'-0" @ 126'-0" C.C.  
(Socky Creek)

268.88 CONCRETE TOP 5'-0"  
MATHEN RA

266.80 CONCRETE TOP 5'-6"  
266.71 STONE ARCH 6'

266.40 42" CORR. I. PIPE 64'-0"

266.09 THRU PLATE GIRDER 109'-0" (Doriley Creek)  
265.79 60" CORR. I. PIPE - 68'-0"  
265.87 48" CORR. I. PIPE - 99'-0"

265.08 CONCRETE PIPE 24" 12'  
STONE BAR 2' X 5'-11"

264.69 CONCRETE TOP 14'-9" X 8'-6" (Overflow Culvert)  
264.61 CONCRETE 8' X 8' 5" @ 75'-9" (Overflow Culvert)

263.70 THRU PLATE GIRDER 80'-0" (Overflow Creek, Chemung River)  
263.58 STONE ARCH 6'

263.96 THRU PLATE GIRDER 92'-9" (Boyles Creek)

262.00 FLAT BASE, CONC. PIPE 7'-7"

262.41 24" CONCRETE PIPE  
262.87 BR. FH. 262.87 EASTBOUND SO. TIER EXPRESSWAY O.H.  
262.31 BR. FH. 262.31 WESTBOUND " "

261.08 THRU PL. TRUSS (38'-0") @ 222'-9"

260.87 STONE ARCH 6'  
260.75 36" CORR. IRON PIPE

BR. FH. 260.34 COUNTY RD. 9 O.H.  
260.24 80" X 80" Flat base Conc. Pipe  
To be Removed, FLASHING LIGHTS

PROP.

6301

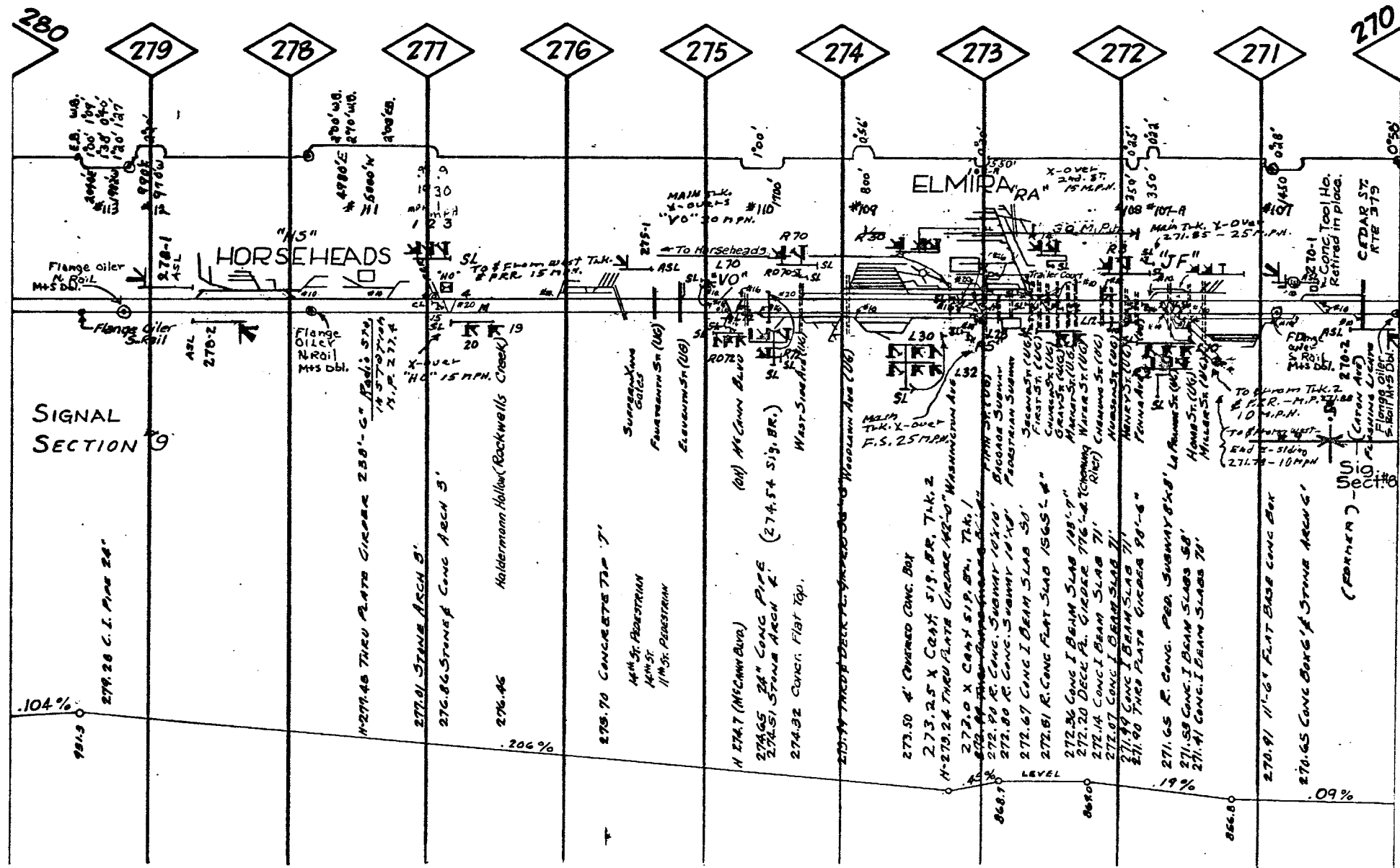
6301

GRINDING	70 (1)										75 (1)									
WELDING																				
SURFACING	58	73	73	69	59	73	73	72	72	69	69	69	69	69	69	69	69	69	69	69
TIES																				
RAILS																				
RAIL CLEAN	32-48										32-51									
JOINT ST.	635										755									

001

GRINDING	69 (1)										75 (1)										69 (1)									
WELDING																														
SURFACING	58	73	73	67	67	73	67	67	72	72	67	67	67	67	67	67	67	67	67	67										
TIES																														
RAILS																														
RAIL CLEAN	665										65										65									
JOINT ST.	665										65										64									

002



630'



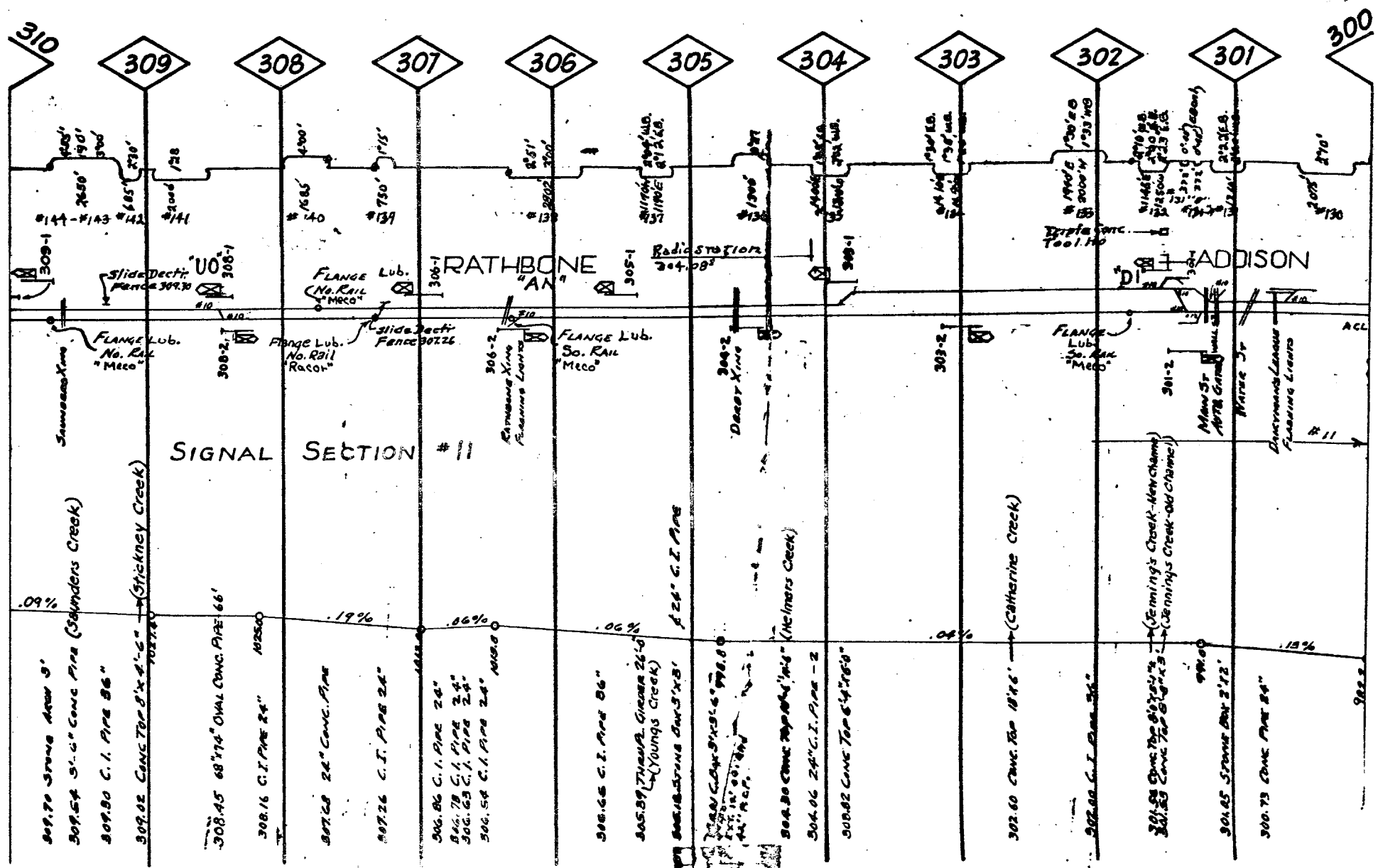


GRINDING	69 (1)															74 (1)														
WELDING																														
SURFACING	75E															65   75E   65   72   75E   72   75E   72   74   75E   72   75E   72   75E   72   75E														
TIES	68															74														
BARS																57														
RAIL	32-52															31-36														
RAIL - CLEAN	72S															74S														
JOINT ST.																65														

001

GRINDING																74 (1)														
WELDING																														
SURFACING	72															75E   70   73   74   74   73   72   75E   75E														
TIES	66															70														
BARS																73														
RAIL																32-57														
RAIL - CLEAN																32-48														
JOINT ST.																74S														

002



R 301 ATL. REG. NL BING-HORNELL MP 300.0-MP 310.0

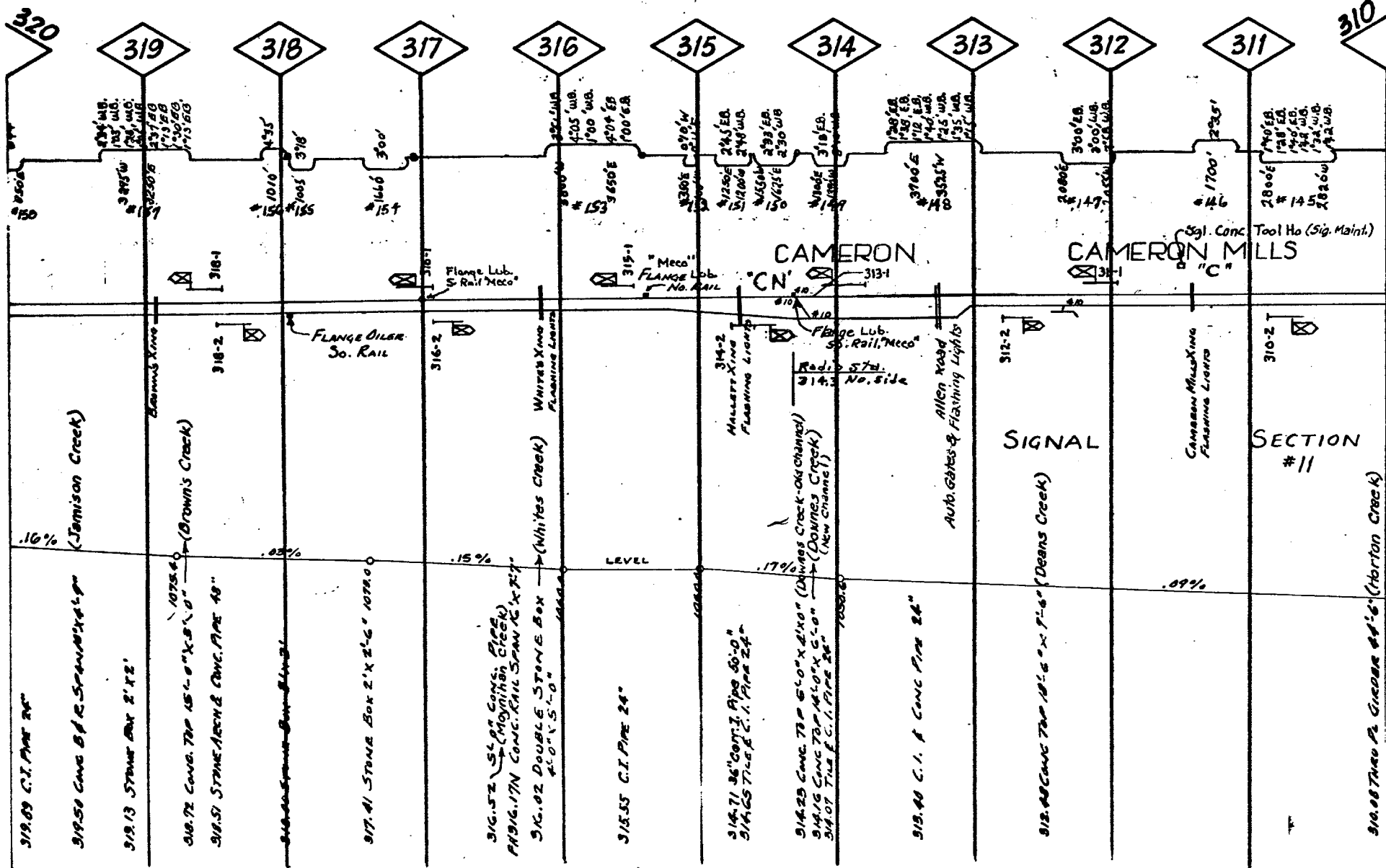
6301

GRINDING		64 (1)		63 (1)		66 (1)		65 (1)		69 (1)	
WELDING				45	49			50		51	51
SURFACING		73		75E	73	74	73	75E	74	63	74
TIRES				73				72		68	75
BARS	60			53				55	60		55
RAIL		32-58		30-31		32-53	32-54	31-34		32-56	31-36
RAIL CLEAN				735					725		
JOINT ST.							72				

001

GRINDING						73 (1)					74 (1)
WELDING											
SURFACING	72		75E	74	76E	72		75E	74	72	75E
TIRES						72					75
BARS	55	56								55	
RAIL		31-40	32-54			31-39	31-41	32-52		32-51	31-39
RAIL CLEAN					735					725	
JOINT ST.						72					745

002



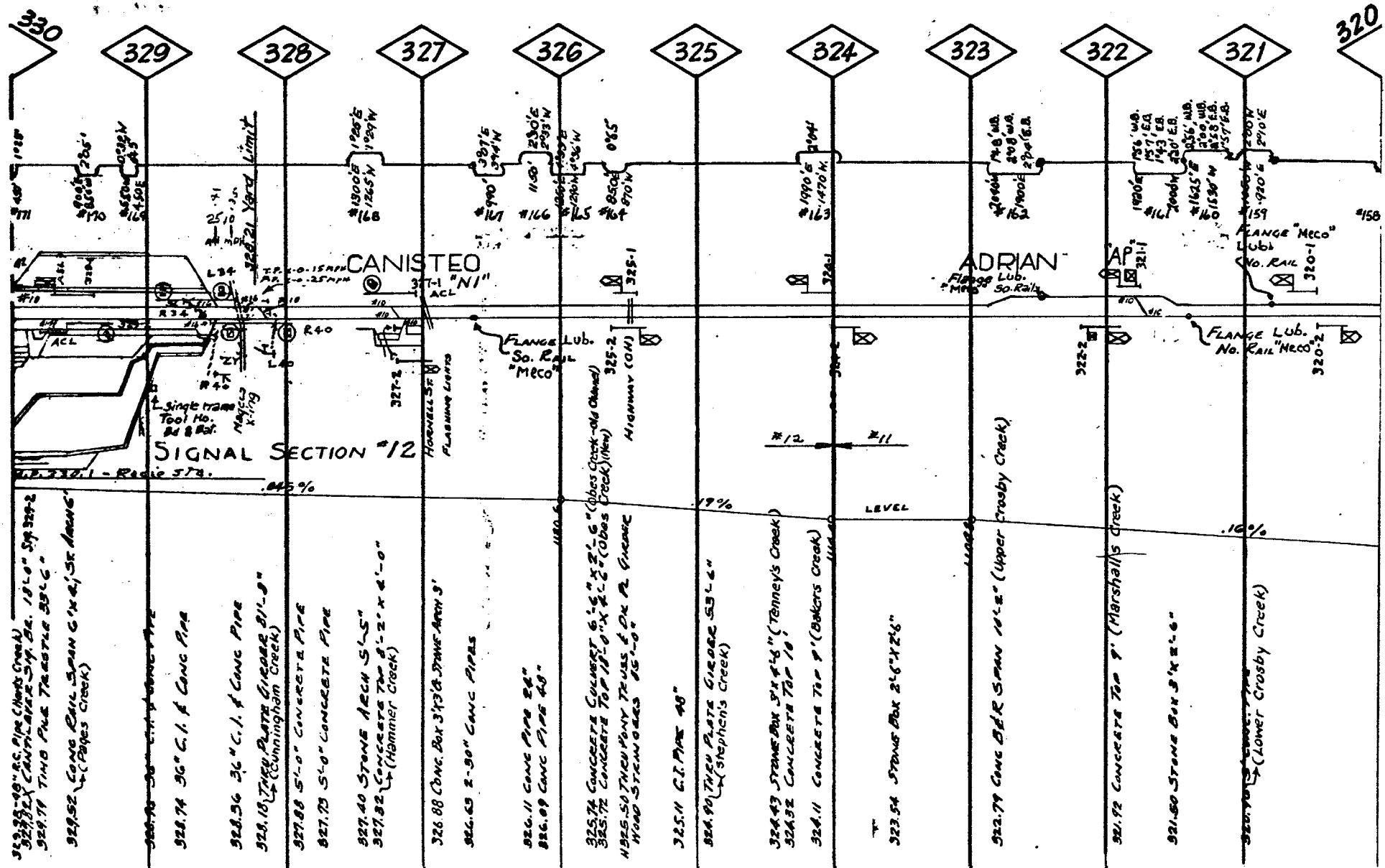
6301

GRINDING	60 (1)	75 (2)	72 (1)	73 (1)				
WELDING								
SURFACING	74	73	74	55	49	73	50	52
TIES	70					73		
BAR								
RAIL	12-38	31-36	31-35	53	31-45	53		52
RAIL - CLEAN	705					735		31-34
JOINT ST.								32-52
								31-36

001

GRINDING	66 (1)	75 (2)	72 (1)	73 (1)				
WELDING								
SURFACING	74	70	--74--	75E	72	75E	74	75E
TIES	70	70					72	72
BAR								
RAIL	12-39	12-38	32-48	32-52		55	53	55
RAIL - CLEAN	705					31-40		31-40
JOINT ST.								
						725	31-41	31-40
								31-40

002



6301

(Main Tr.)  
(Yards + Sidings)

330.61 Yard Limit - Buffalo

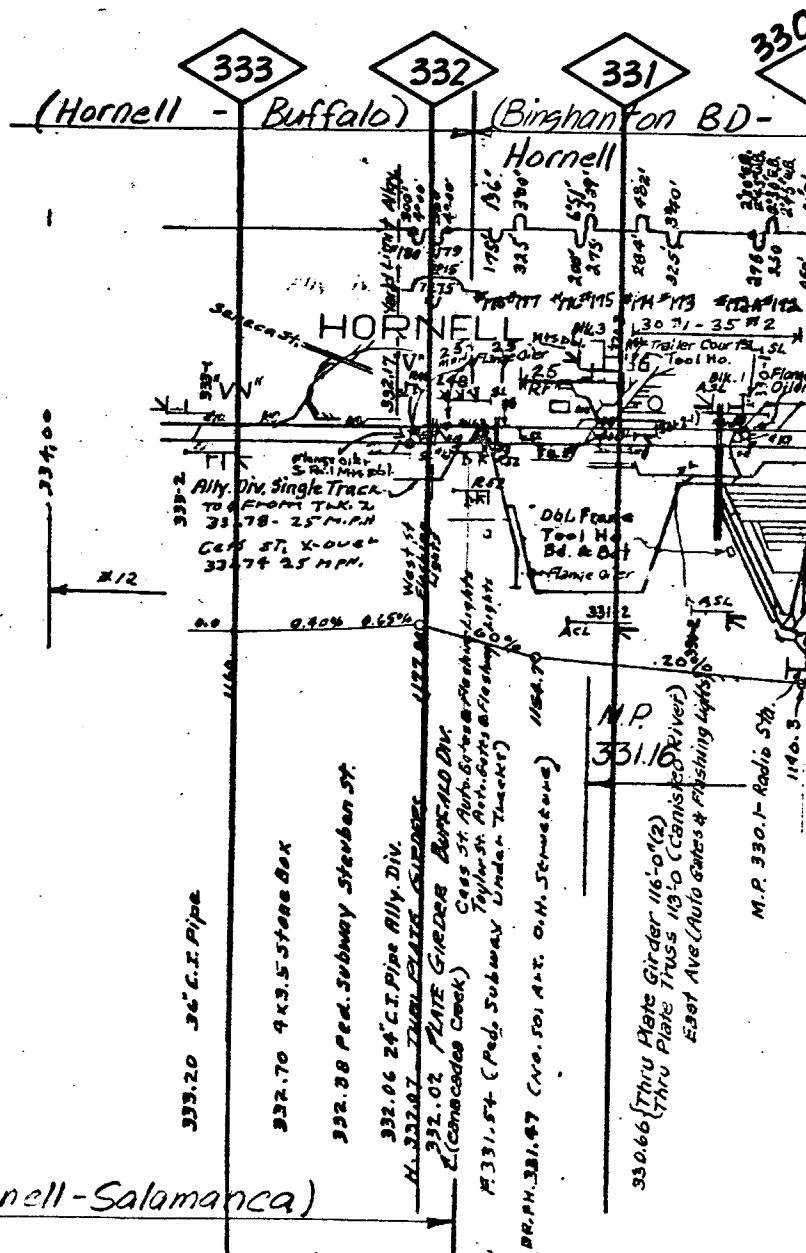
(Hornell - Salamanca)

GRINDING	61 (1)	59 (1)
WELDING		
SURFACING	--- 70 ---	--- 74 ---
TIES		70
BARS		
RAIL		31-34
RAIL - CLEAN		70S
JOINT ST.		

001

GRINDING	64 (1)	66 (1)
WELDING		
SURFACING		74
TIES		70
BARS		
RAIL		
RAIL - CLEAN		70S
JOINT ST.		

002

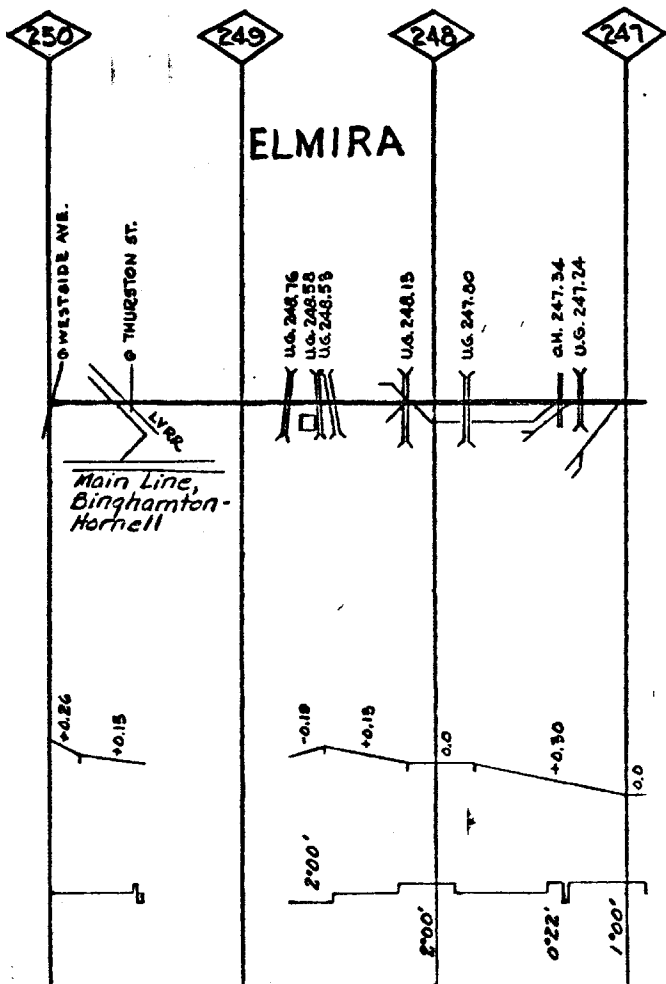


0-9-01 ATL. REG. ML BING-HORNELL MP 330.0-MP 331.8

GRINDING	
WELDING	
SURFACING	
TIES	
CHAS.	
RAIL	31-31
RAIL - CLEAN	
JOINT STR.	

007


6304



35

GRINDING	
WELDING	
SURFACING	
TIES	
BARB	
RAIL	31-31
RAIL CLEAN	
JOINT STR.	

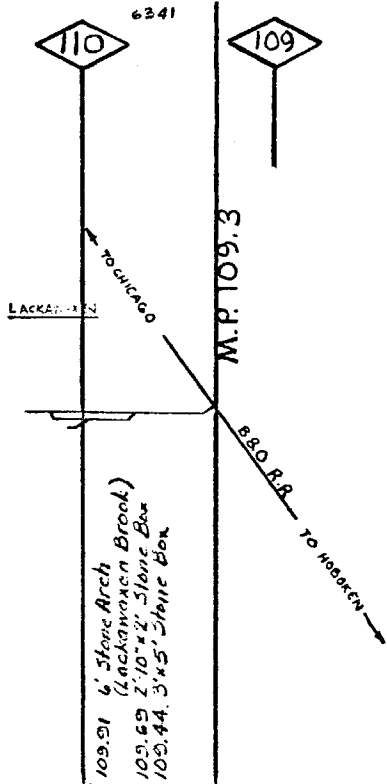
007



6-3-04 ATL. REG. KENNEDY VALVE SPUR MP 250.0-MP 251.4

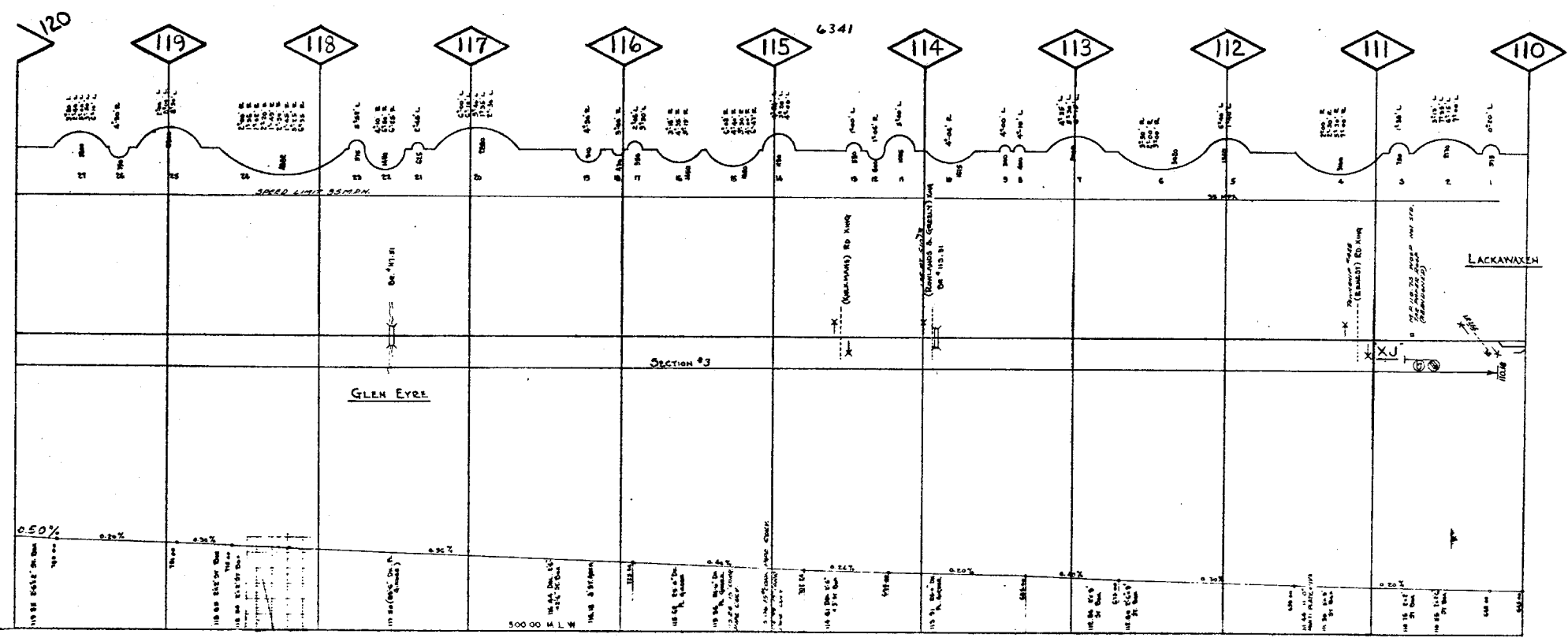
GRINDING	
WELDING	
SURFACING	
TIES	
BARB	
RAIL	
PAV. CLEAN	
JOINT ST.	

007



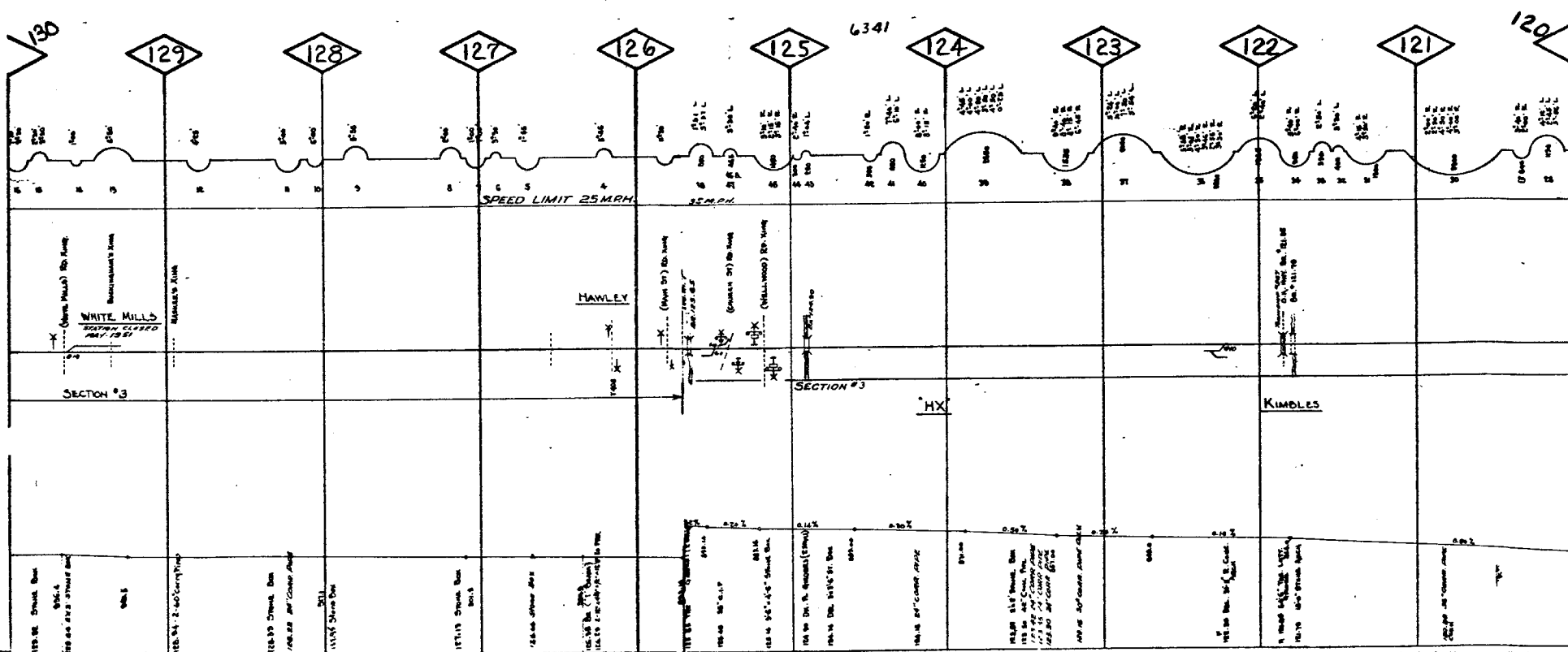
GRINDING															
WELDING															
SURFACING															
TIES	45	43	40	50	38	45	44	43	50	51	44	42	41	50	44
BAR															
RAIL															
BAL. CLEAN															
JOINT ST.															

007



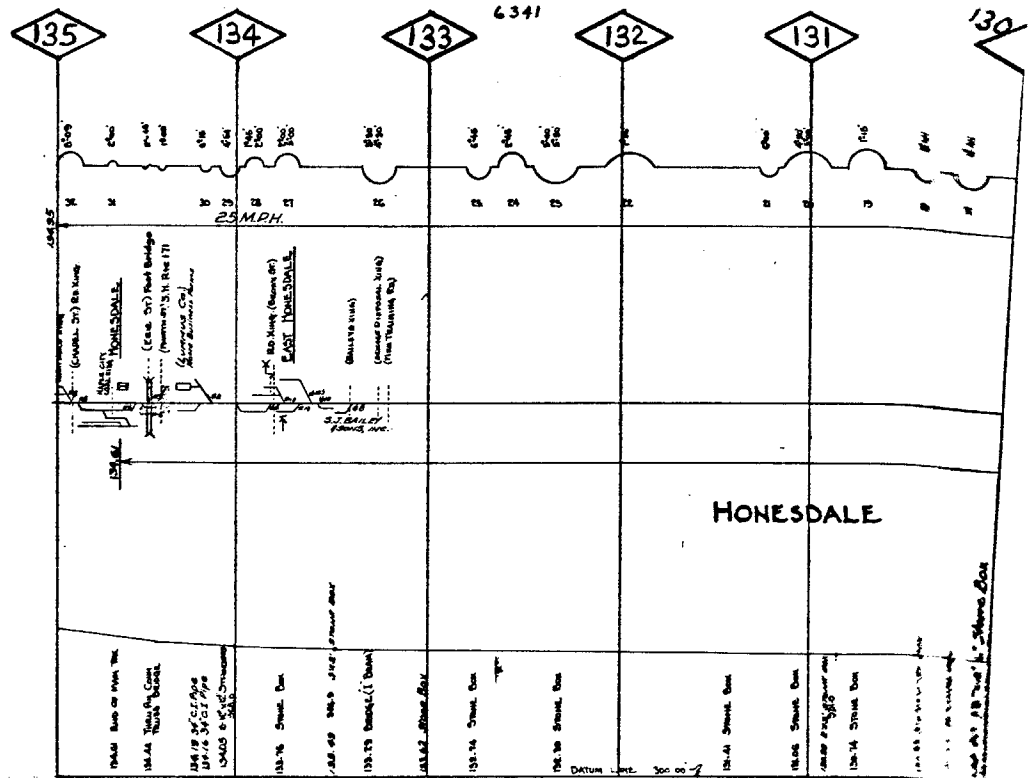
GRINDING															
WELDING															
SURFACING	38	41	44		46	46	54	53	51	43	52	46	50	43	49
TIES															
RAIL	1012VA														
RAIL - CLEAN															
JOINT ST.															

007



GRINDING						
WELDING						
SPACING		97	96	97 45 97	41	148
TIES						
RAIL						
RAIL CLEAN		00-34F	00-33F	00-31F		
JOINT ST.						

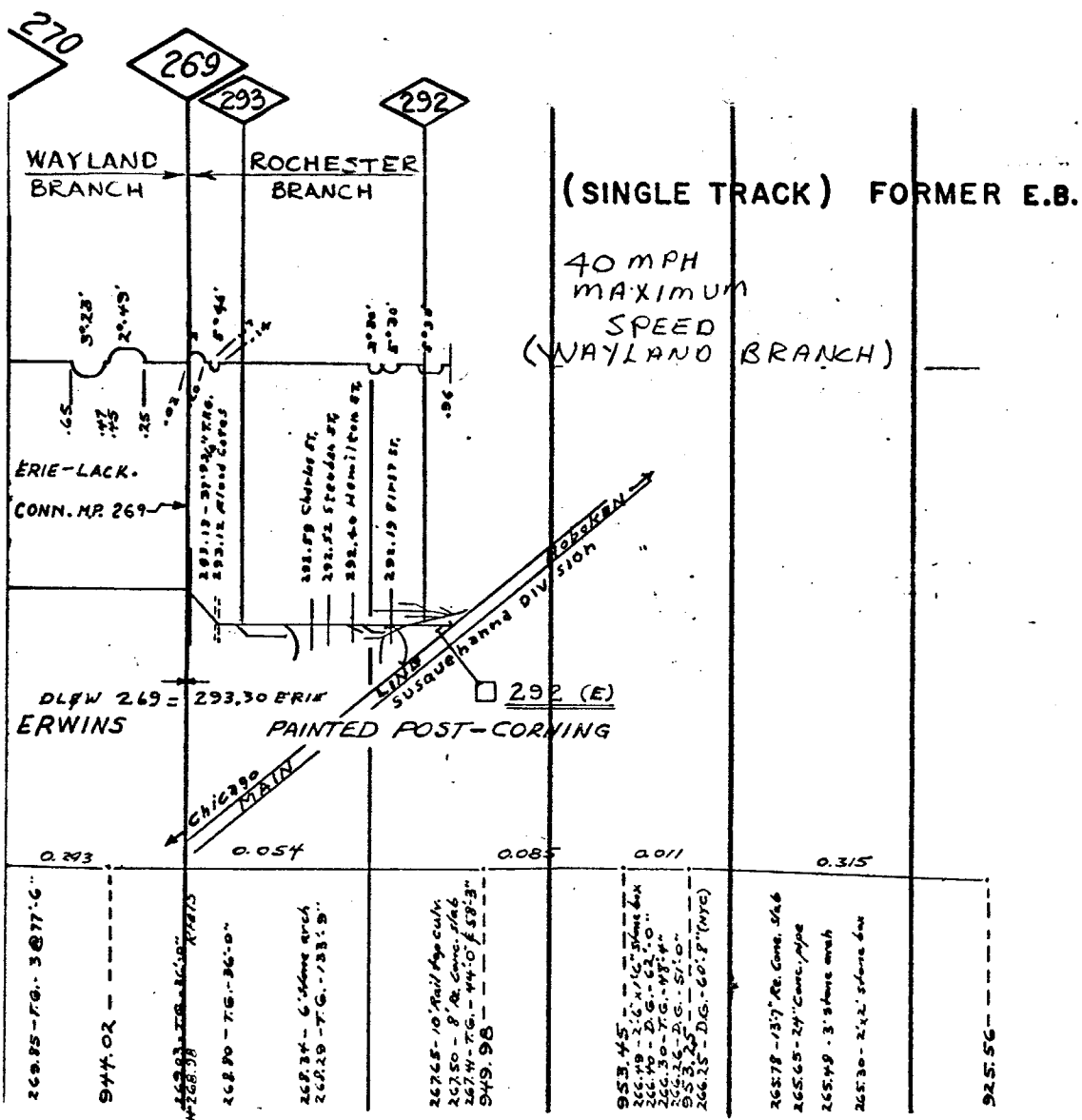
007



6-3-41 ATL. REG. HONESDALE BRANCH MP 130.0-MP 135.0

GRINDING		
WELDING		
SURFACING		
TIES		
BAR		
RAIL	30	32
RAIL CLEAN		
JOINT STR.		

007



NOTE:

SUSQ. DIV: ERIE SIDE - Sec. # 16

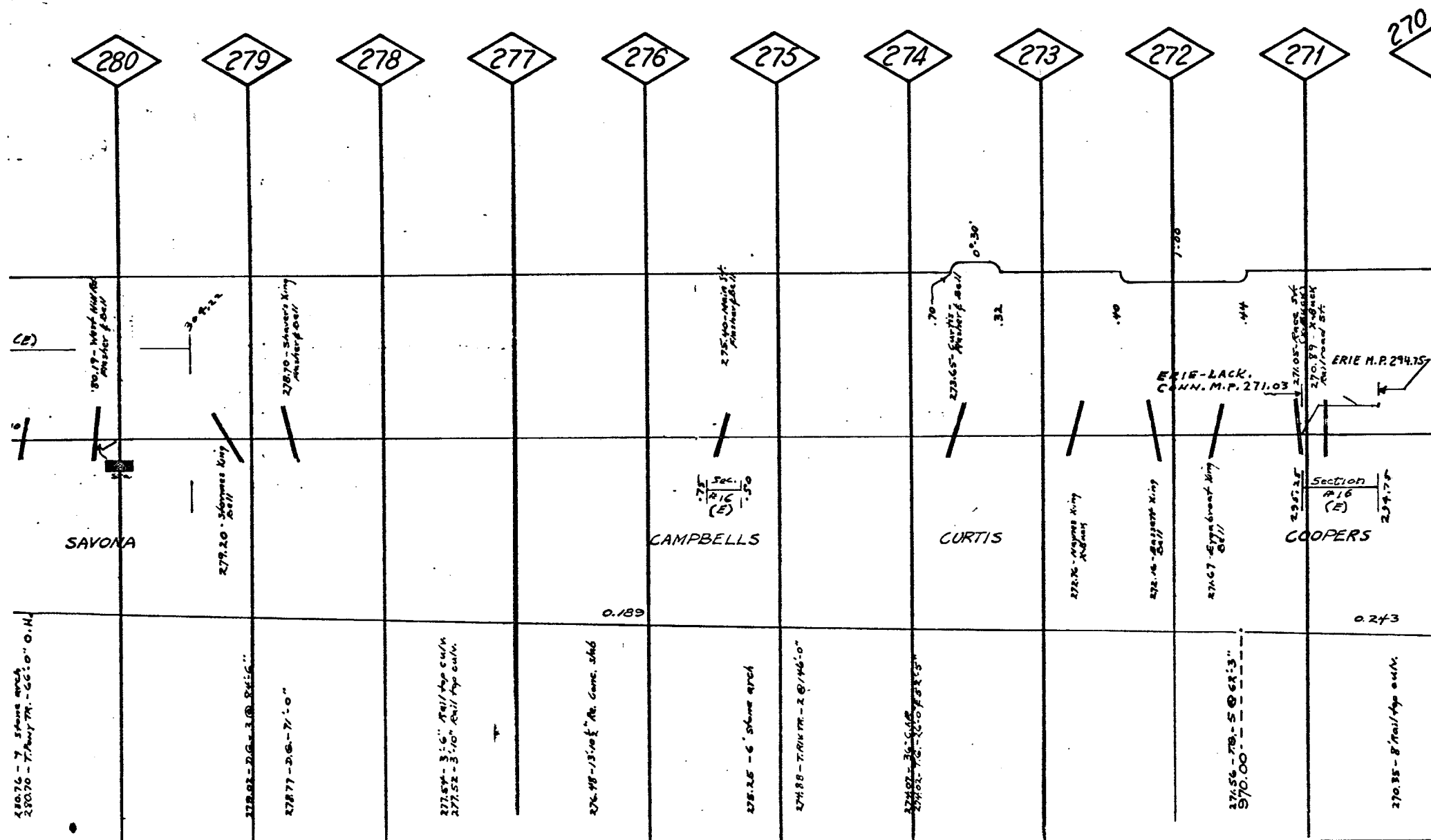
SUSQ. DIV: DL&W SIDE - Sec. # 15 M.P. 269 TO 294

SUSQ. DIV: DL&W SIDE - Buffalo Sec. # 10 M.P. 294 TO 311.66

41

GRINDING	
WELDING	
SURFACING	
TIES	
BARS	
RAIL	30
RAIL - CLEAN	30
JOINT STR.	31
	30

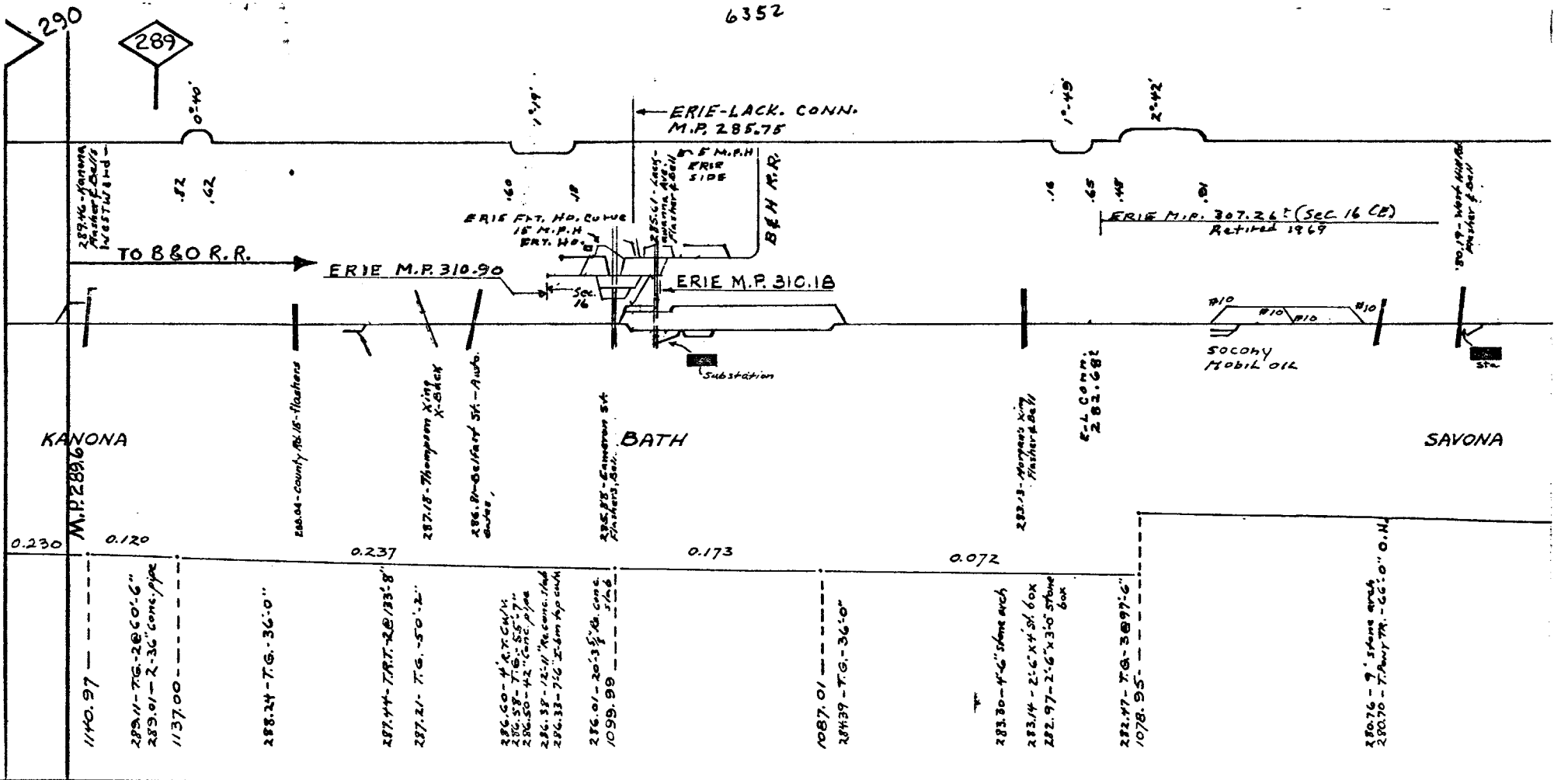
007



6-3-52 ATL. REG. WAYLAND BRANCH MP 270.0-MP 280.0

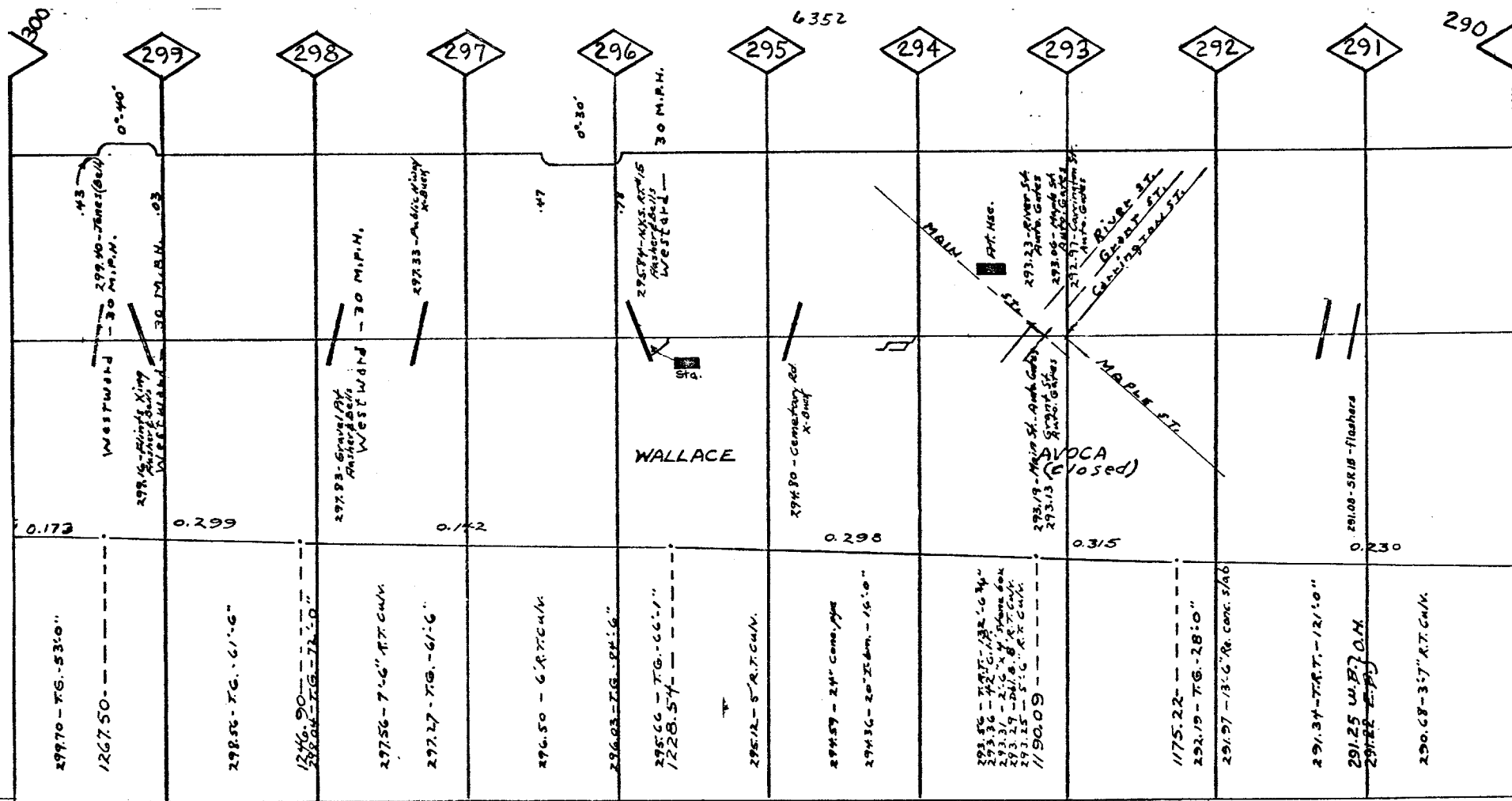
GRINDING	
WELDING	
SURFACING	
TIES	
BAR	
RAIL	
RAIL - CLEAN	
JOINT ST.	

007



GRINDING																				
WELDING																				
SURFACING																				
TIES																				
RAIL																				
RAIL - CLEAN	31		30			30		31-44		31-35	31-44	31-34	31-35							
JOINT ST.																				

007

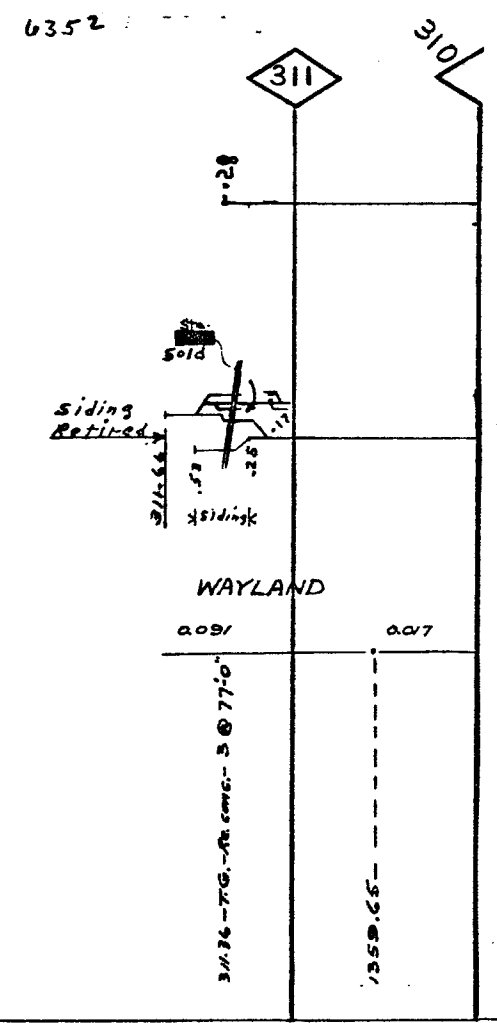




45

GRINDING	
WELDING	
SURFACING	
TIES	
CHRS	
RAIL	10-65F
RAIL - CLEAN	
JOINT ST.	

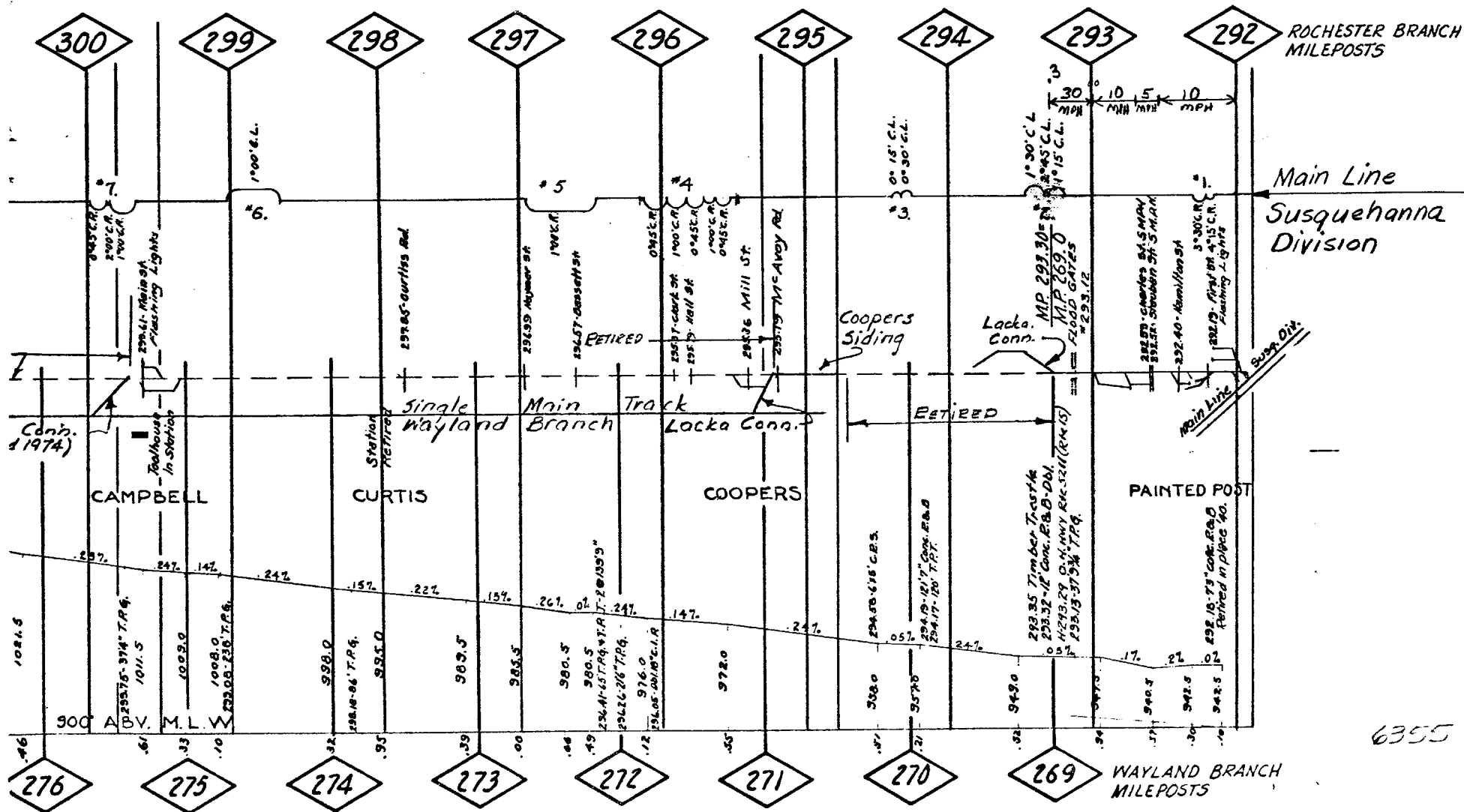
007



6-3-52 ATL. REG. WAYLAND BRANCH MP 310.0-MP 311.3

GRINDING			NO TRK
WELDING			NO TRK
SURFACING	26		27
TIPS			NO TRK
BARB			NO TRK
RAIL			NO TRK
RAIL CLEAN			90
JOINT STR.			NO TRK

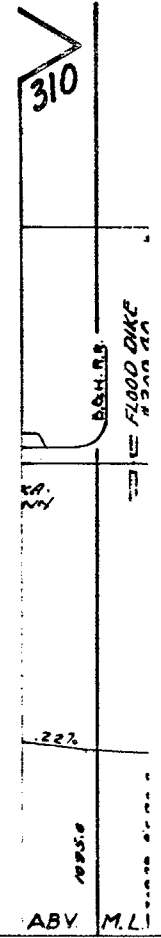
007

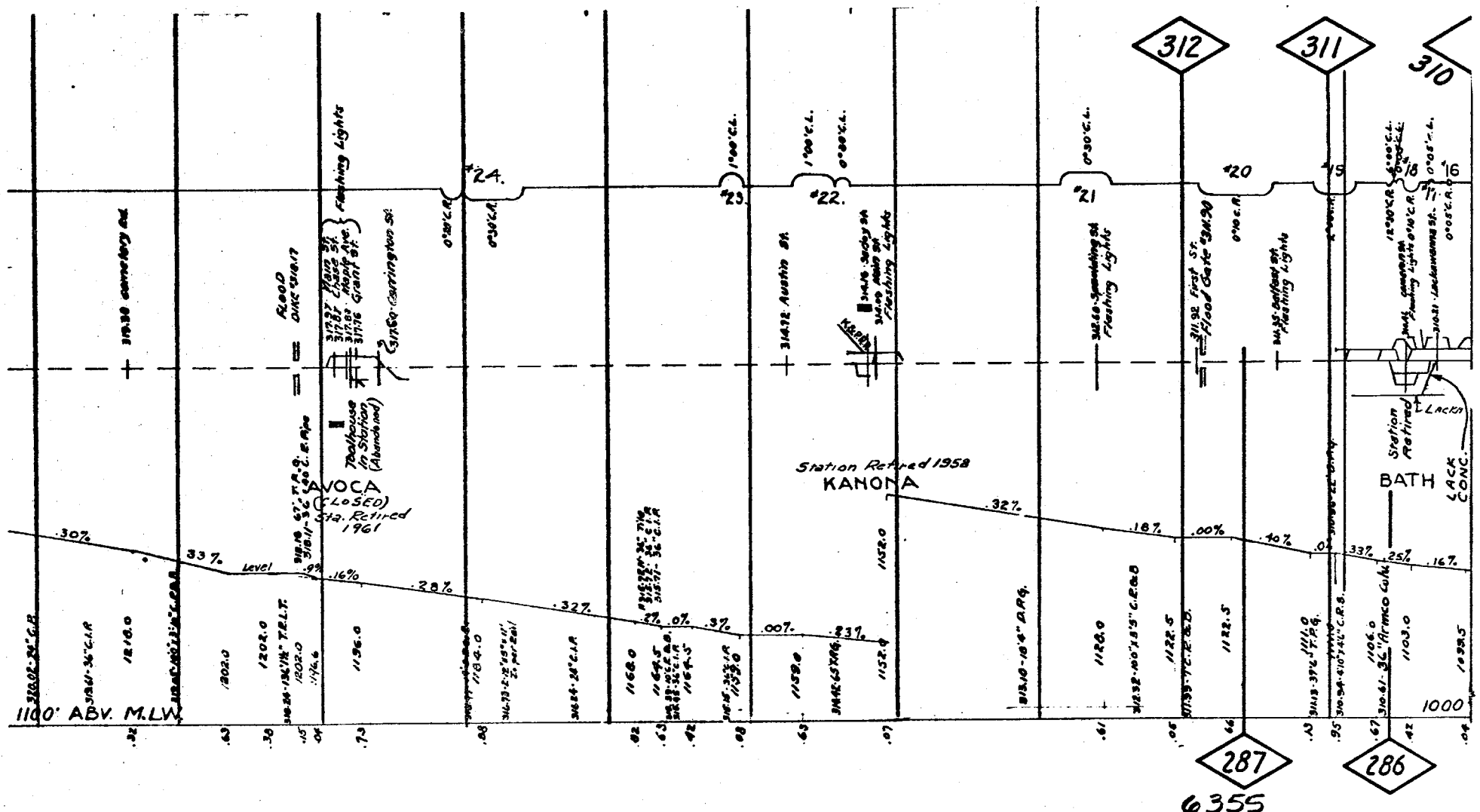


6355

GRINDING	
WELDING	
SURFACING	37
TIES	
CHRS	
RAIL	
BAL. CLEAN	
JOINT STR.	

BSG





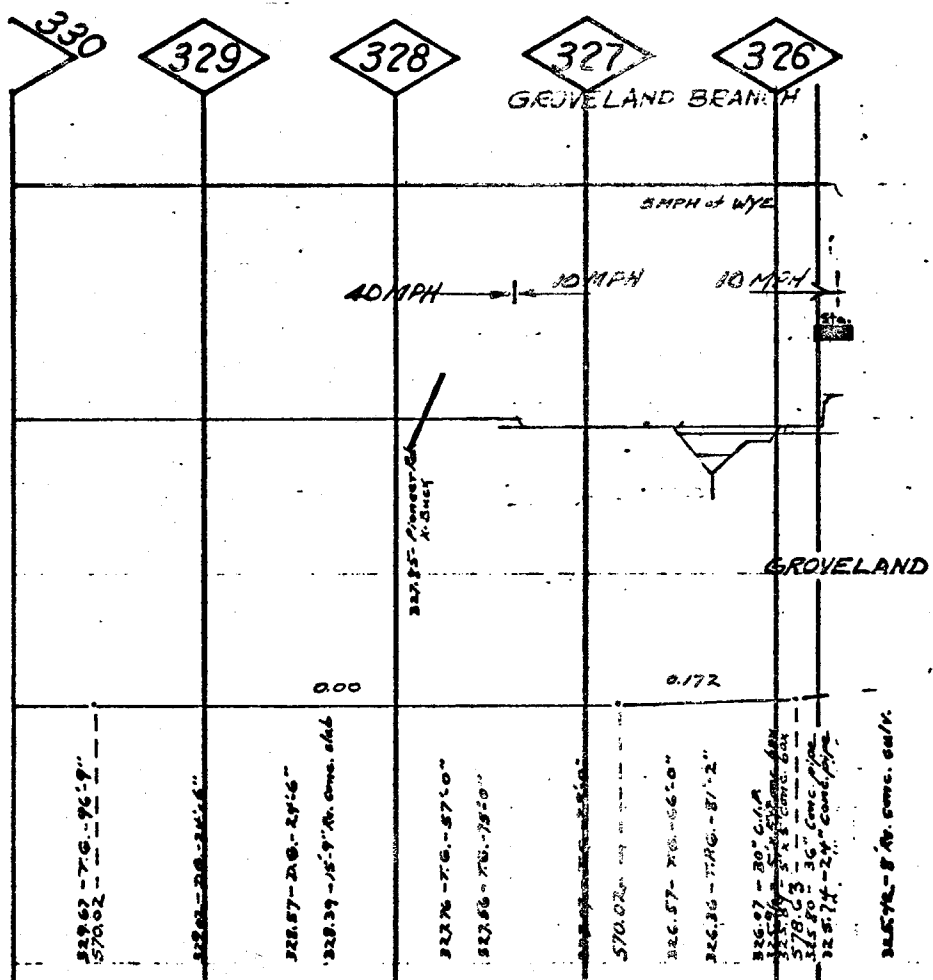
GRINDING	
WELDING	
SURFACING	37
TIES	
BARS	
SOIL	
BAL. CLEAN	
JOINT STR.	

800



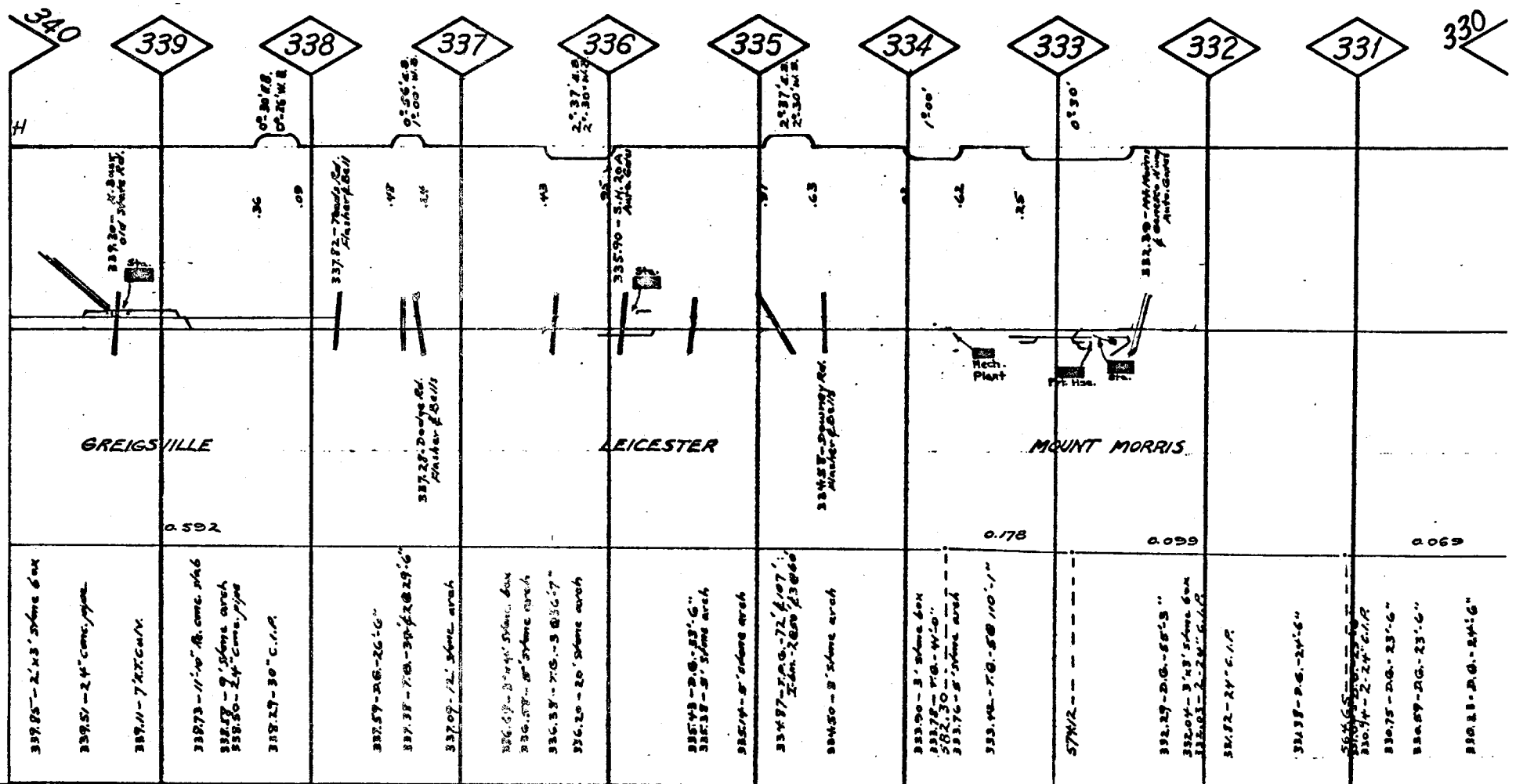
GRINDING	
WELDING	
SURFACING	
TIES	
RAIL	50
RAIL - CLEAN	
JOINT STR.	

007



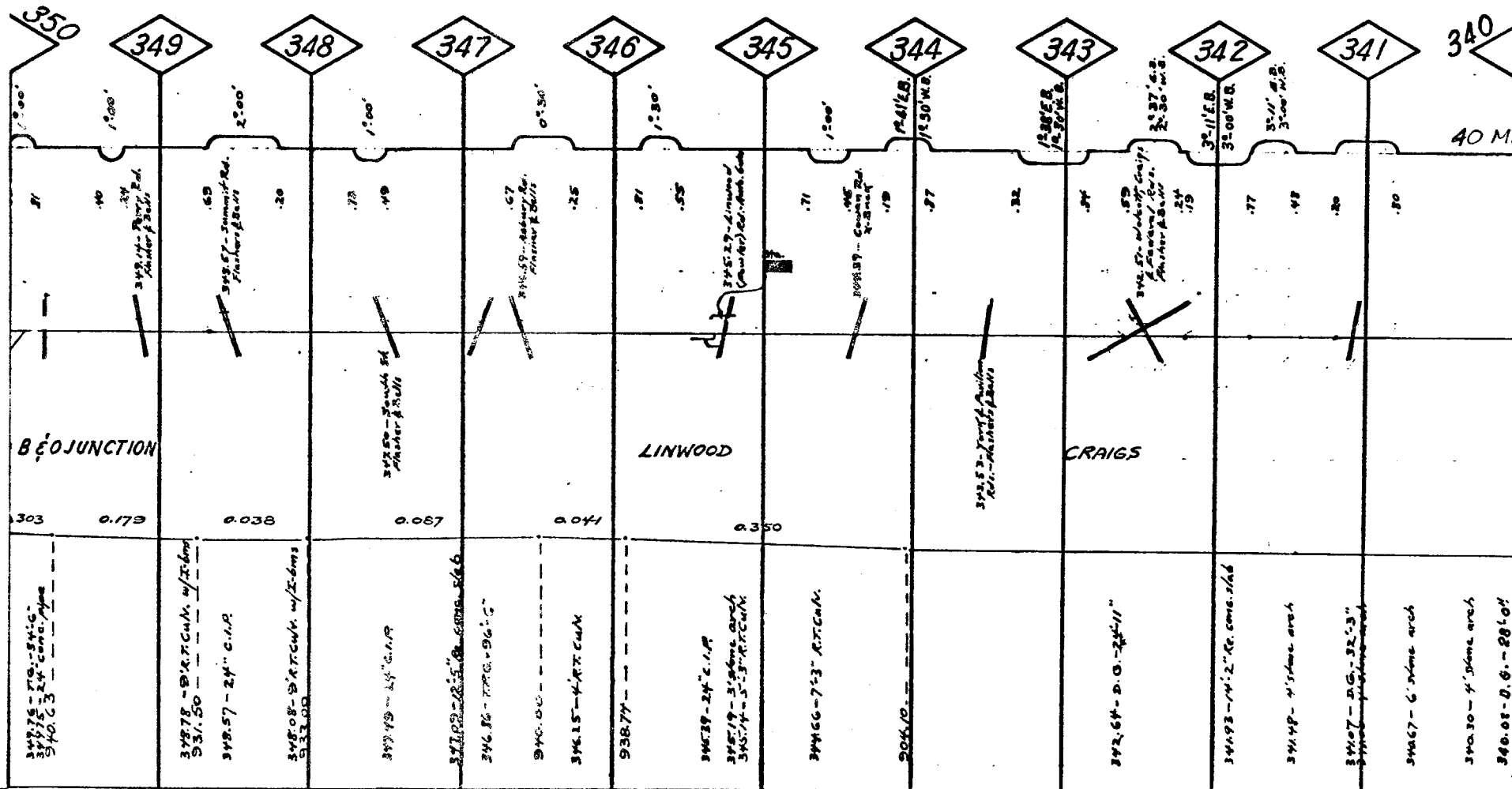
GRINDING		
WELDING		
SURFACING		
TIES		
BAR		
RAIL		
RAIL CLEAN	31	30
JOINT STR.		

007



GRINDING	
WELDING	
SURFACING	
TIES	
BAR	
RAIL	30
RAIL CLEAN	
JOINT STR.	31

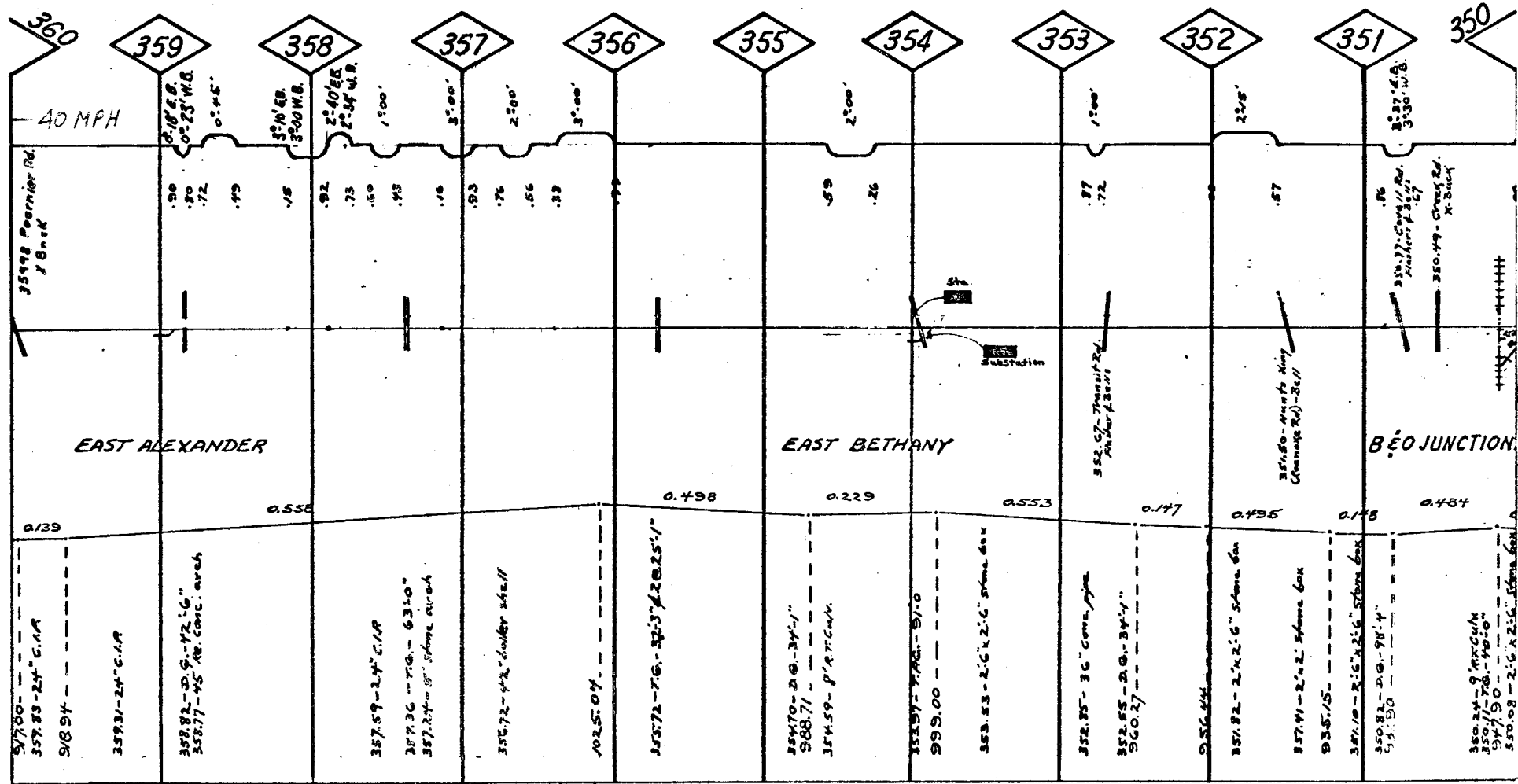
007



53

GRINDING	
WELDING	
SURFACING	
TIES	
BAR	
RAIL	30
RAIL CLEAN	
JOINT STR.	

007




6-4-41 ATL. REG. GROVELAND BRANCH MP 350.0-MP 360.0

54

GRINDING	
WELDING	
SURFACING	
LIES	
BAR	
RAIL	30
RAIL CLEAN	
JOINT STR.	

007

360

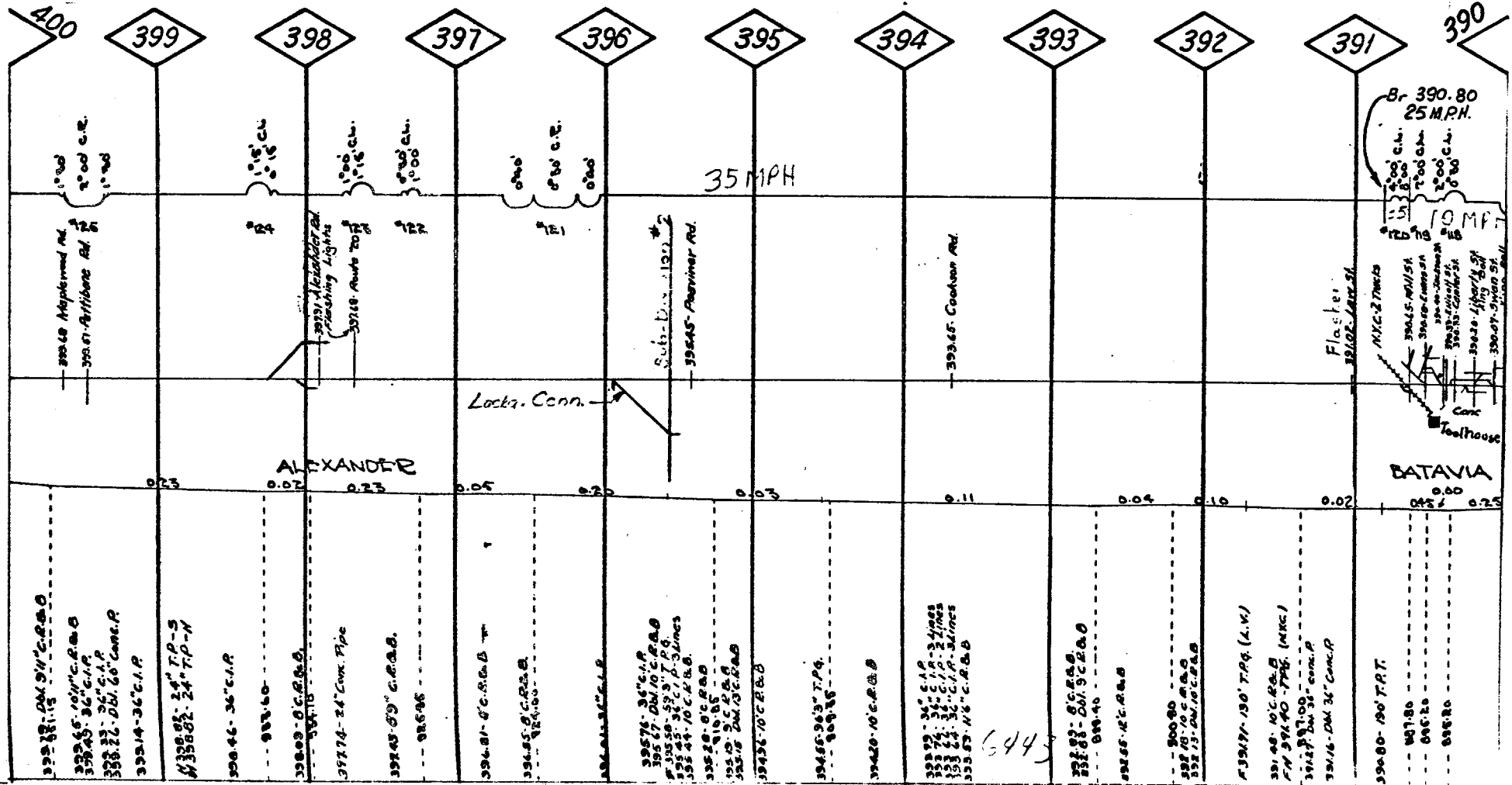


6-4-41 ATL. REG. GROVELAND BRANCH MP 360.0-MP 360.2

55

GRINDING														
WELDING														
SURFACING														
TIES		68		71		69		42		23				
BARS														
RAIL	00-47F		00-43F		00-43F		00-44F		00-45F		00-46F			
RAIL CLEAN														
JOINT STR.														

007



6-4-43 ATL. REG. ATTICA BRANCH MP 390.0-MP 400.0

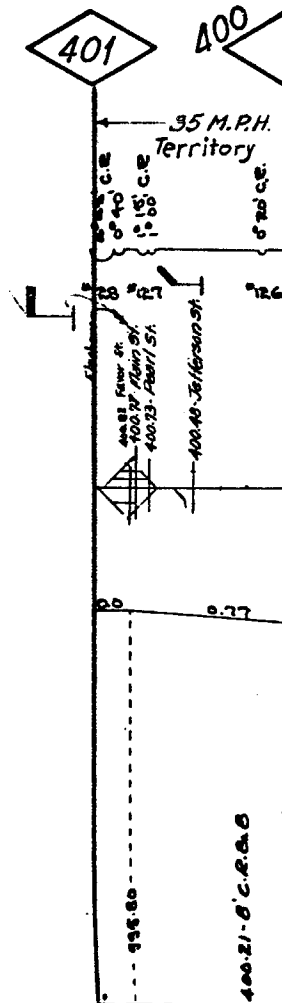
GRINDING	
WELDING	
SURFACING	71
TIES	68
BARB	
RAIL	00-47F
RAIL CLEAN	
JOINT STR.	

007

ALIGNMENT

TRACK

GRADE  
LINE



MP 400.0-MP 401.0

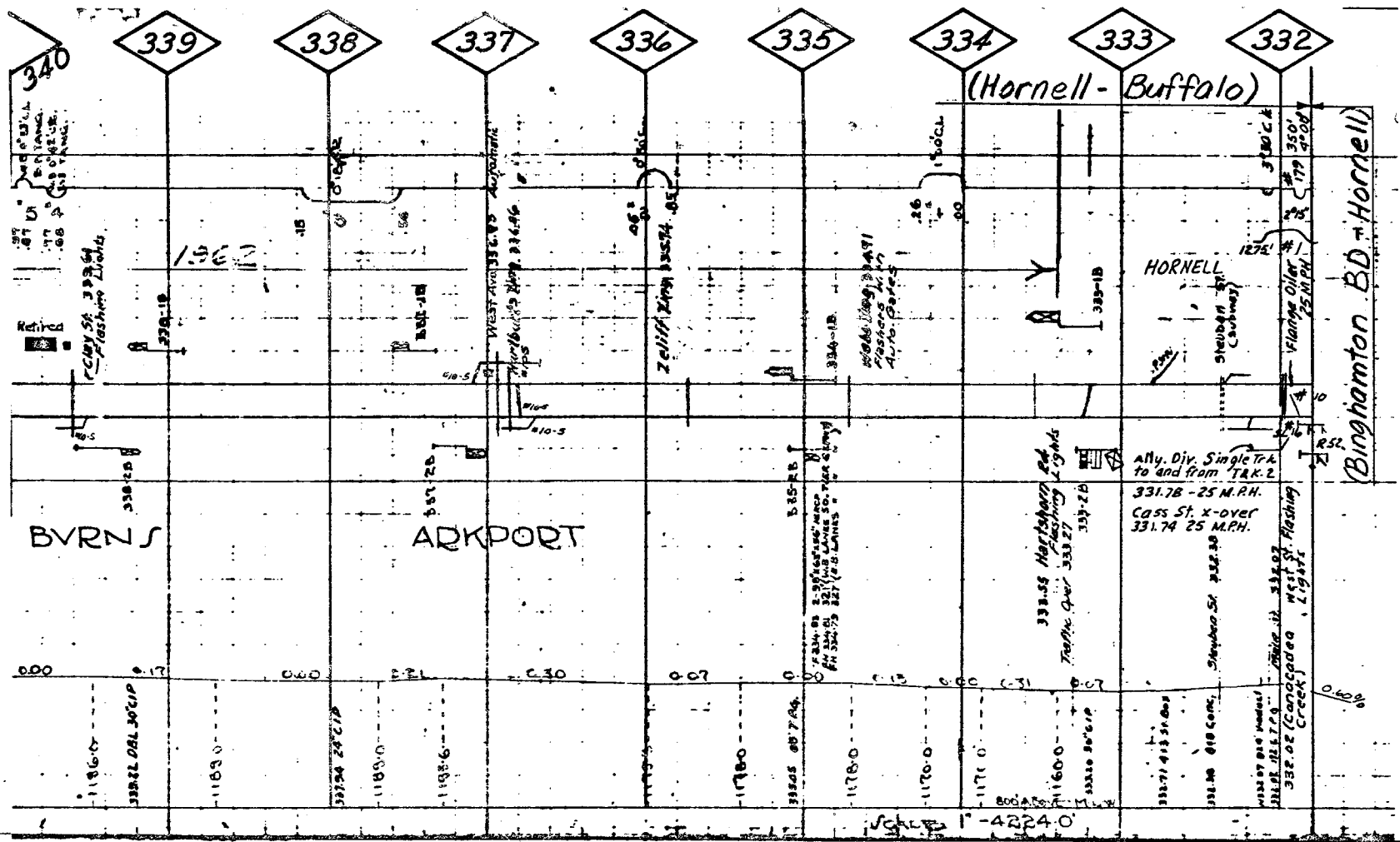
6-4-43 ATL. REG. ATTICA BRANCH

GRINDING		70 (1)	
WELDING			
SURFACING		55	
TIES		58	
RAIL			
RAIL - CLEAN			
JOINT STR.			

001

GRINDING		74 (1)	
WELDING			
SURFACING		74	
TIES		74	
RAIL			
RAIL - CLEAN			
JOINT STR.		72	

002



6401

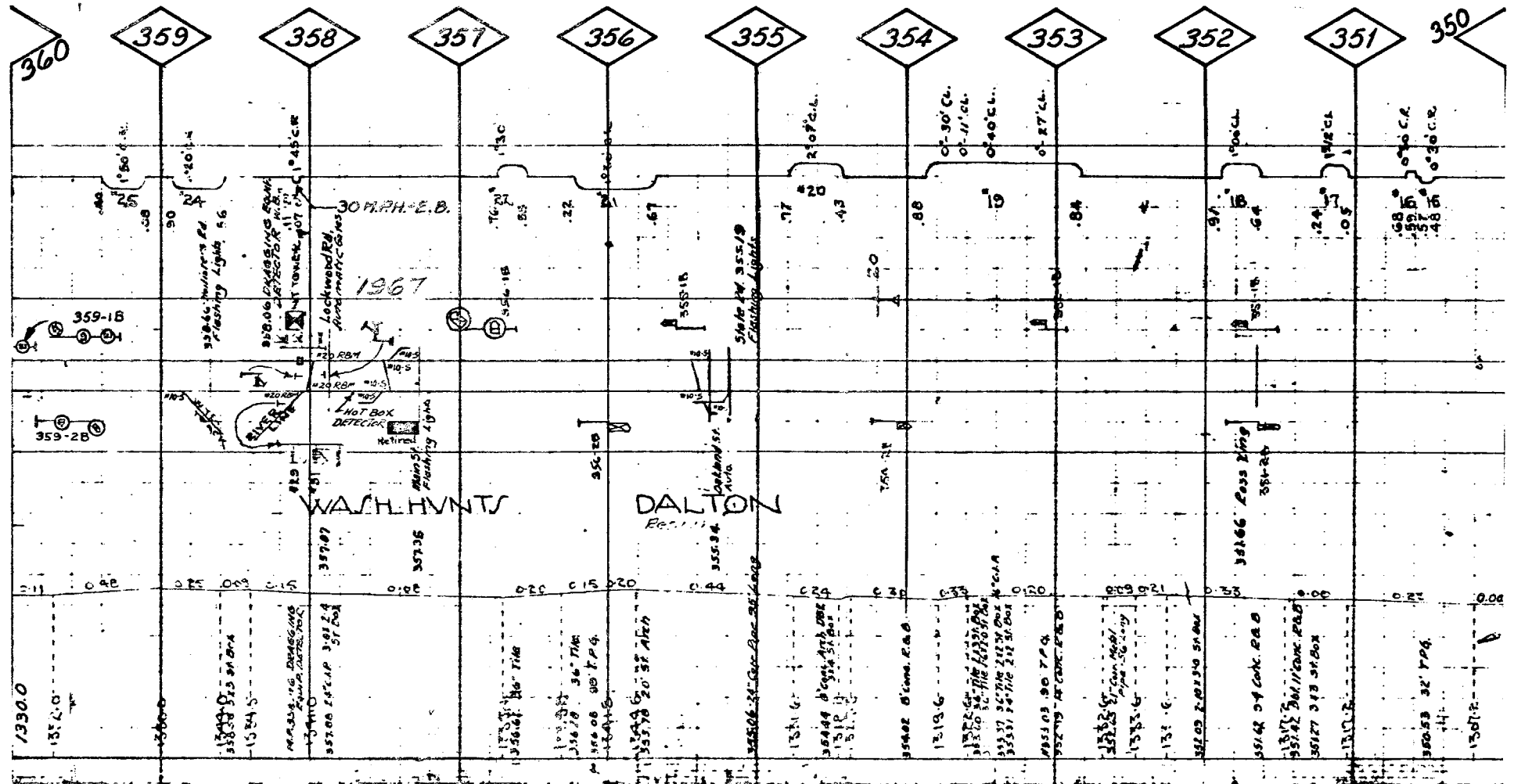


GRINDING	74 (1)		72 (1)	
WELDING				
SURFACING				
TIES	74		65	
RAILS	74		64	
RAIL CLEAN	31-65	545	32-65	645
JOINT ST.	735	645	645	645

001

GRINDING	70 (1)		74 (1)	
WELDING				
SURFACING				
TIES	74		65	
RAILS	74		63	
RAIL CLEAN	15-50	12-45	32-48	32-51
JOINT ST.	735	735	31-41	32-50

002

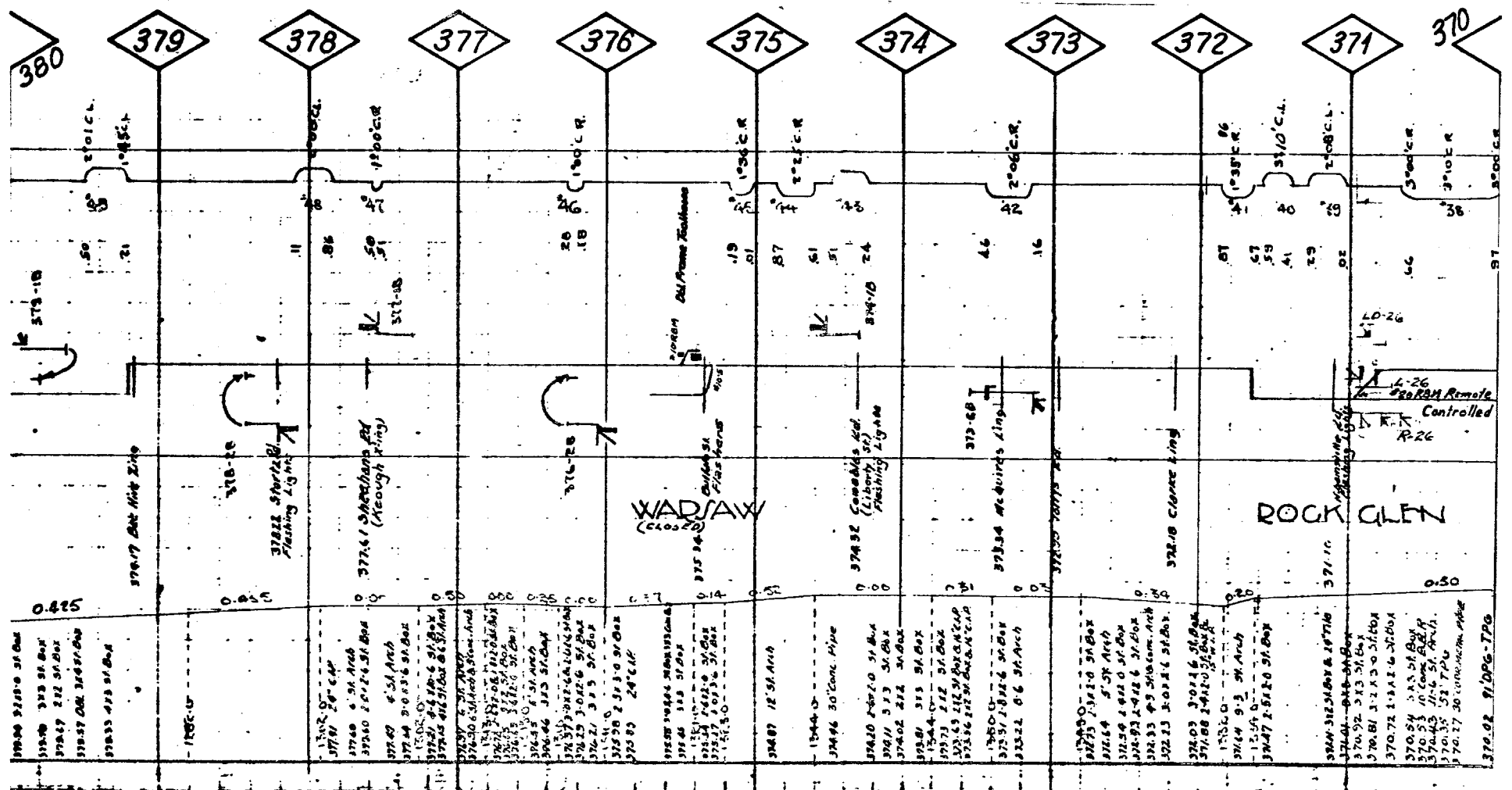




61

GRINDING	75 (1)										71 (2)	
WELDING	75										70	
SURFACING	75	64	65	70				75	70		69	
TIES	64										69	
PIES	64										69	
BAR	92-65										40-69	91-69
RAIL CLEAN	645											
JOINT ST.												

007



64-1

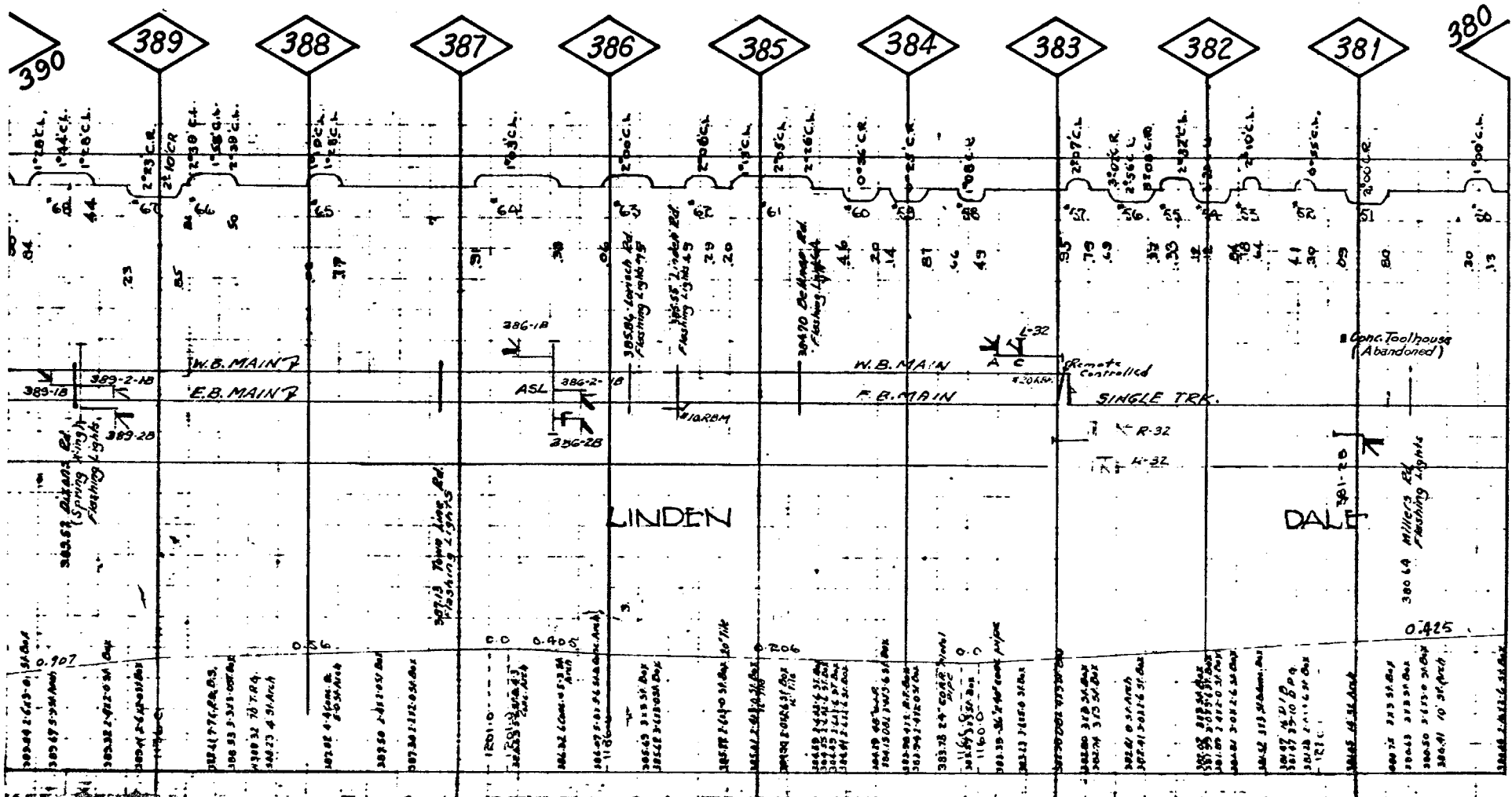
6-4-01 ATL. REG. ML HORNELL-BUFFALO MP 370.0-MP 380.0

GRINDING	65 (1)						75 (1)								
WELDING															
SURFACING	73			74			69		75						
TIES	74														
BARS															
RAIL	12-42			12-40		12-42	12-34	12-42	12-43	31-69		32-65			
RAIL CLEAN	735									645					
JOINT ST.															

001

GRINDING	62 (1)		
WELDING			
SURFACING	73	72	75
TIES	74		
BARS			
RAIL	31-61F		31-62F
RAIL CLEAN			
JOINT ST.			

002



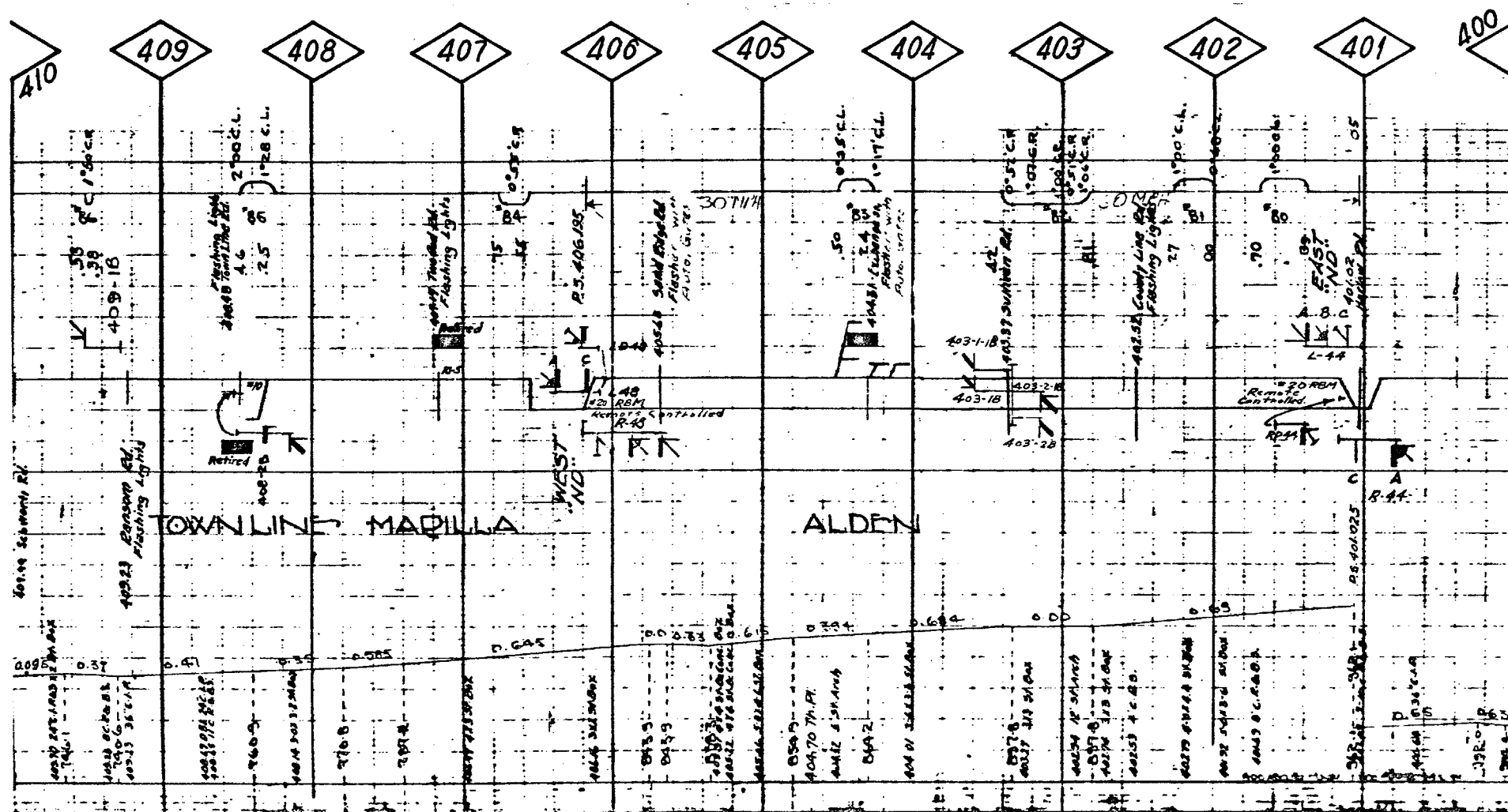
701



64

GRINDING				75 (1)				74 (1)		75 (1)
WELDING										
SURFACING				67		65		73	74	70
TIES		64							70	70
BARS										69
RAIL	40-67 745 31-61F 31-69									
RAIL - CLEAN	735									
JOINT ST.										

007

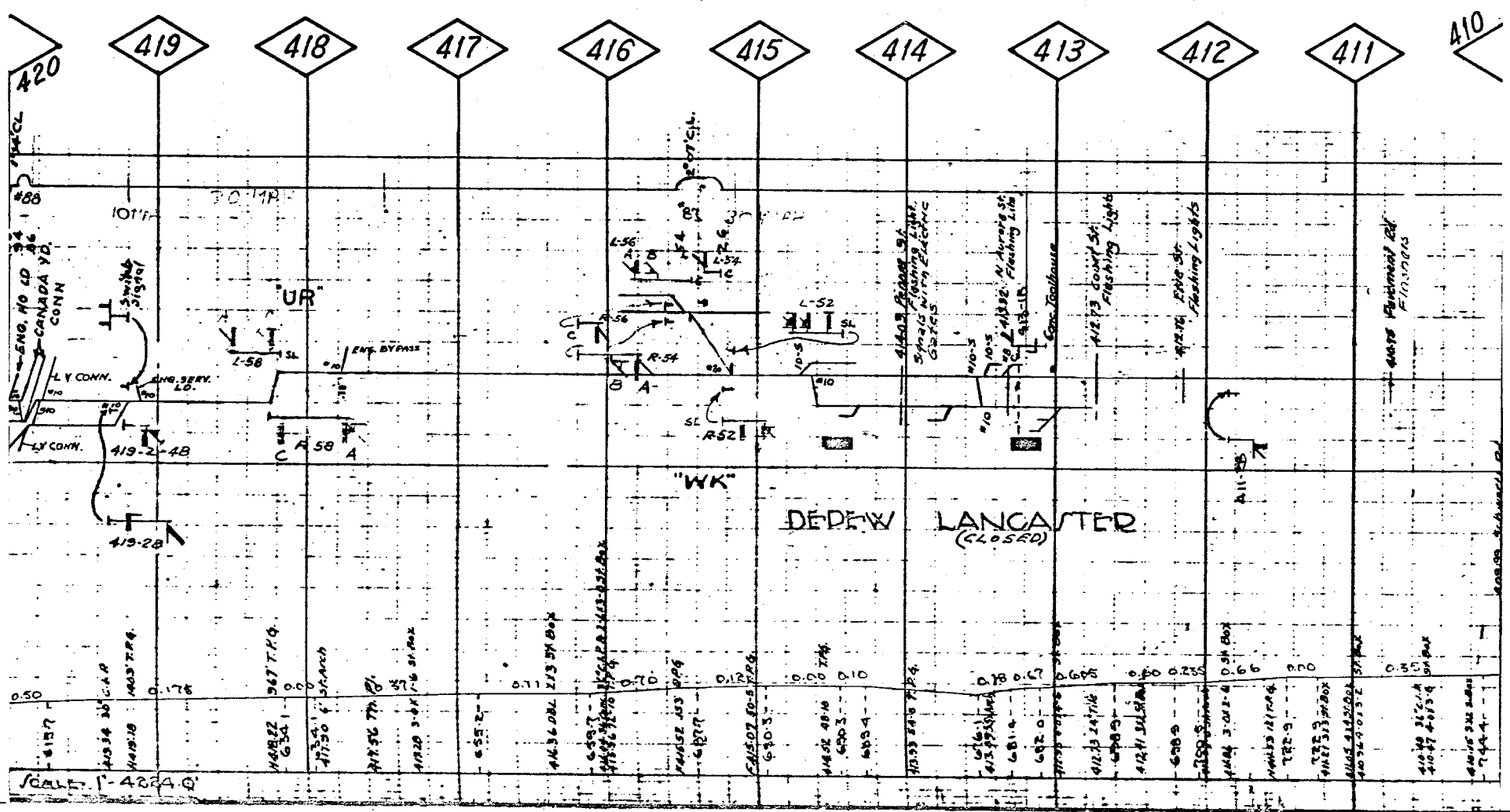


6-4-01 ATL. REG. ML HORNELL-BUFFALO MP 400.0-MP 410.0

6401

GRINDING					63 (1)					75 (1)
WELDING										
SURFACING	72				46					67
TIES										64
RAIL	12-40	12-46	12-47	12-46	12-44	31-67				40-67
RAIL - CLEAN					645					745
JOINT ST.										

007



6-4-01 ATL. REG. ML HORNELL-BUFFALO MP 410.0-MP 420.0

6401