

# 2006 Transportation Budget Dearborn Division

May 31, 2006

Budget Planning and Operations

# 2006 Budget Action Steps

- Get all officers involved in reducing costs.
- Look for opportunities to:
  - Reduce costs
  - Fix accounting irregularities
  - Improve process effectiveness

# Budget Group Commitment

- Support the Field:
  - Design the budget.
  - Maintain and monitor the budget.
  - Reconciliate the budget.
  - Audit the budget.
- Resolve Internal Budget Issues
- Research opportunities.

# Transportation Planning and Budget Staff

- Mike Sarkis                      Manager-Budget
- Hollie Johnson                  Budget and Planning  
   Coordinator

# Dearborn Division Stats

|                | 2005 Act  | 2006 Bud | Variance   |
|----------------|-----------|----------|------------|
| Budget:        | \$189.8 M | \$194.5M | (\$ 4.7 M) |
| Train Budget : | \$67.8 M  | \$70.6 M | (\$ 2.8 M) |
| Road Trains :  | 75,832    | 78,243   | (2,411)    |
| Yard Trains :  | 43,294    | 44,788   | (1,494)    |
| Other:         | 2,075     | 2,208    | (113)      |
| Total          | 121,201   | 125,239  | (4,038)    |

# Dearborn Division Crew Rates

- Crew Rates (Road)
  - 2005 Actual \$574.21
  - 2006 Budget \$578.20
- Crew Rates (Yard)
  - 2005 Actual \$547.21
  - 2006 Budget \$551.93

# Crew Rates Calculation

- Budget
  - Based on 2005 rate by RIN by Train Type plus COLA.
- Actual
  - Straight time + Overtime + Overmiles



# Welcome to the Transportation Budget & Planning Site

[Contacts](#)

[Transportation Network Budgets](#)

[Transportation Customer Services Budgets](#)

[Transportation Department Budgets](#)

[VP-AVP-GM Budgets \(Restricted\)](#)

[Reports](#)

[Fast Web Links](#)

[Back to Budget Home Page](#)




## Transportation Department

January 2006

|                    | 2006<br>Budget | Budget<br>Expense | All<br>Source |
|--------------------|----------------|-------------------|---------------|
| General Charges    | X              | X                 | X             |
| Operating Rules    | X              | X                 | X             |
| System General RFE | X              | X                 | X             |

- [Eastern Region Budget Reports](#)
- [Northern Region Budget Reports](#)
- [Western Region Budget Reports](#)



[Back to Budget Home Page](#)



# Northern Region

## April 2006

|                     | 2006<br>Budget | Budget<br>Expense | All<br>Source | Variance<br>Reports |
|---------------------|----------------|-------------------|---------------|---------------------|
| Dearborn Division   | <u>X</u>       | <u>X</u>          | <u>X</u>      | <u>X</u>            |
| Harrisburg Division | <u>X</u>       | <u>X</u>          | <u>X</u>      | <u>X</u>            |
| Pittsburgh Division | <u>X</u>       | <u>X</u>          | <u>X</u>      | <u>X</u>            |

# 2006 Monthly Budget

CENTER - 79100 SUPT-DEARBORN DIVISION  
GROUP - PHDAZZ SUPT & STAFF-DEARBORN DIV

| NEC                           | Jan       | Feb       | Mar       | Apr       | May       | Jun       | Jul       | Aug       | Sep       | Oct       | Nov       | Dec       | Total       |
|-------------------------------|-----------|-----------|-----------|-----------|-----------|-----------|-----------|-----------|-----------|-----------|-----------|-----------|-------------|
| 003 SALARIES                  | \$164,018 | \$164,018 | \$164,018 | \$164,018 | \$164,018 | \$164,018 | \$164,018 | \$164,018 | \$164,018 | \$164,018 | \$164,018 | \$164,018 | \$1,968,216 |
| 102 SALARIES                  | \$164,018 | \$164,018 | \$164,018 | \$164,018 | \$164,018 | \$164,018 | \$164,018 | \$164,018 | \$164,018 | \$164,018 | \$164,018 | \$164,018 | \$1,968,216 |
| 018 WAGES T & E TRAINEES      | \$443,644 | \$445,420 | \$563,760 | \$463,180 | \$475,872 | \$586,610 | \$475,872 | \$472,580 | \$586,610 | \$465,996 | \$493,848 | \$569,825 | \$6,043,217 |
| 113 OTHER T&E PAYROLL         | \$443,644 | \$445,420 | \$563,760 | \$463,180 | \$475,872 | \$586,610 | \$475,872 | \$472,580 | \$586,610 | \$465,996 | \$493,848 | \$569,825 | \$6,043,217 |
| 047 WAGES CLERKS-TCU          | \$28,155  | \$24,483  | \$28,156  | \$24,483  | \$28,156  | \$26,932  | \$25,707  | \$28,156  | \$25,707  | \$26,932  | \$26,931  | \$28,155  | \$321,955   |
| 049 WAGES DISPATCHERS-ATDA    | \$280,376 | \$250,732 | \$274,818 | \$266,171 | \$276,670 | \$266,172 | \$276,053 | \$273,583 | \$269,259 | \$272,347 | \$270,495 | \$285,934 | \$3,262,611 |
| 099 VP-CLERKS-TCU             | \$0       | \$175     | \$0       | \$0       | \$0       | \$0       | \$175     | \$0       | \$350     | \$0       | \$350     | \$262     | \$1,312     |
| 115 SCHEDULED STRAIGHT WAGES  | \$308,531 | \$275,390 | \$302,974 | \$290,655 | \$304,827 | \$293,104 | \$301,935 | \$301,739 | \$295,316 | \$299,279 | \$297,776 | \$314,352 | \$3,585,878 |
| 107 OT-CLERKS-TCU             | \$2,521   | \$2,231   | \$2,757   | \$3,315   | \$3,488   | \$4,621   | \$5,352   | \$7,195   | \$6,072   | \$4,209   | \$3,601   | \$2,667   | \$48,030    |
| 109 OT-DISPATCHERS-ATDA       | \$1,981   | \$2,287   | \$3,954   | \$2,383   | \$6,066   | \$3,371   | \$3,393   | \$24,614  | \$18,764  | \$17,533  | \$14,197  | \$25,657  | \$124,200   |
| 117 SCHEDULED OVERTIME WAGES  | \$4,502   | \$4,518   | \$6,712   | \$5,698   | \$9,555   | \$7,992   | \$8,745   | \$31,809  | \$24,836  | \$21,742  | \$17,798  | \$28,324  | \$172,230   |
| 155 WAGE AWARDS-SETLD IN FLD  | \$105     | \$105     | \$105     | \$105     | \$105     | \$105     | \$105     | \$105     | \$105     | \$105     | \$105     | \$105     | \$1,264     |
| 157 WAGE AWARDS-SETLD ARBITR  | \$168     | \$168     | \$168     | \$168     | \$168     | \$168     | \$168     | \$168     | \$168     | \$168     | \$168     | \$168     | \$2,020     |
| 130 WAGE AWARDS               | \$274     | \$274     | \$274     | \$274     | \$274     | \$274     | \$274     | \$274     | \$274     | \$274     | \$274     | \$274     | \$3,284     |
| 194 VP-CONTRACT-LEAVING SERVI | \$1,475   | \$1,475   | \$1,475   | \$1,475   | \$1,475   | \$1,475   | \$1,475   | \$1,475   | \$1,475   | \$1,475   | \$1,475   | \$1,475   | \$17,705    |
| 194 LEAVE SERVICE PAYMENTS    | \$1,475   | \$1,475   | \$1,475   | \$1,475   | \$1,475   | \$1,475   | \$1,475   | \$1,475   | \$1,475   | \$1,475   | \$1,475   | \$1,475   | \$17,705    |
| 435 ALLOCATED EMPLOYMENT COST | \$553,466 | \$534,657 | \$623,528 | \$555,180 | \$573,612 | \$632,084 | \$571,391 | \$583,137 | \$643,518 | \$571,670 | \$585,113 | \$646,961 | \$7,074,318 |
| 210 OTHER EMPLOYEE BENEFITS   | \$553,466 | \$534,657 | \$623,528 | \$555,180 | \$573,612 | \$632,084 | \$571,391 | \$583,137 | \$643,518 | \$571,670 | \$585,113 | \$646,961 | \$7,074,318 |
| 610 PS-SNOW AND ICE REMOVAL   | \$159     | \$436     | \$549     | \$545     | \$341     | \$0       | \$0       | \$0       | \$0       | \$0       | \$98      | \$136     | \$2,264     |
| 315 ROADWAY REPAIR            | \$159     | \$436     | \$549     | \$545     | \$341     | \$0       | \$0       | \$0       | \$0       | \$0       | \$98      | \$136     | \$2,264     |
| 275 COMM EQUIP MATERIAL-OTHER | \$450     | \$450     | \$450     | \$450     | \$450     | \$450     | \$450     | \$450     | \$450     | \$450     | \$450     | \$450     | \$5,406     |
| 276 RADIO MAINTENANCE MTL     | \$11      | \$11      | \$11      | \$11      | \$11      | \$11      | \$11      | \$11      | \$11      | \$11      | \$11      | \$11      | \$131       |
| 345 COMMUNICATION AND SIGNALS | \$461     | \$461     | \$461     | \$461     | \$461     | \$461     | \$461     | \$461     | \$461     | \$461     | \$461     | \$461     | \$5,537     |
| 211 STRUCTURE & BUILDING MATE | \$73      | \$73      | \$73      | \$73      | \$73      | \$73      | \$73      | \$73      | \$73      | \$73      | \$73      | \$73      | \$870       |
| 215 SIGN AND FENCE MATERIAL   | \$3       | \$3       | \$3       | \$3       | \$3       | \$3       | \$3       | \$3       | \$3       | \$3       | \$3       | \$3       | \$30        |
| 611 PS-BLDG REPRS & ALTERATIO | \$81      | \$81      | \$81      | \$81      | \$81      | \$81      | \$81      | \$81      | \$81      | \$81      | \$81      | \$81      | \$967       |
| 683 PS-SECURITY               | \$135     | \$135     | \$135     | \$135     | \$135     | \$135     | \$135     | \$135     | \$135     | \$135     | \$135     | \$135     | \$1,625     |
| 689 PS-CLEANING BLDG & HSKPG  | \$210     | \$210     | \$210     | \$210     | \$210     | \$210     | \$210     | \$210     | \$210     | \$210     | \$210     | \$210     | \$2,523     |
| 350 BUILDINGS AND STRUCTURES  | \$501     | \$501     | \$501     | \$501     | \$501     | \$501     | \$501     | \$501     | \$501     | \$501     | \$501     | \$501     | \$6,015     |
| 301 TRAIN SUPPLIES            | \$2,647   | \$2,647   | \$2,647   | \$2,647   | \$2,647   | \$2,647   | \$2,647   | \$2,647   | \$2,647   | \$2,647   | \$2,647   | \$2,647   | \$31,761    |
| 326 FOOD SUPPLIES             | \$12      | \$1,218   | \$229     | \$824     | \$1,224   | \$1,048   | \$1,386   | \$98      | \$1,648   | \$932     | \$609     | \$472     | \$9,699     |
| 352 BATTERIES                 | \$18      | \$18      | \$18      | \$18      | \$18      | \$18      | \$18      | \$18      | \$18      | \$18      | \$18      | \$18      | \$215       |
| 394 ODP-CARD PURCHASES        | \$24      | \$24      | \$24      | \$24      | \$24      | \$24      | \$24      | \$24      | \$24      | \$24      | \$24      | \$24      | \$284       |
| 399 MATERIAL & SUPPLIES-MISC  | \$38      | \$38      | \$38      | \$38      | \$38      | \$38      | \$38      | \$38      | \$38      | \$38      | \$38      | \$38      | \$458       |
| 969 SAFETY APPAREL-EMPLOYEES  | \$210     | \$210     | \$210     | \$210     | \$210     | \$210     | \$210     | \$210     | \$210     | \$210     | \$210     | \$210     | \$2,519     |
| 352 SUPPLIES                  | \$2,948   | \$4,154   | \$3,165   | \$3,760   | \$4,161   | \$3,984   | \$4,322   | \$3,034   | \$4,584   | \$3,868   | \$3,545   | \$3,408   | \$44,935    |
| 428 GASOLINE AND MOTOR OIL    | \$2,338   | \$2,338   | \$2,338   | \$2,338   | \$2,338   | \$2,338   | \$2,338   | \$2,338   | \$2,338   | \$2,338   | \$2,338   | \$2,338   | \$28,060    |
| 433 DIESEL AND HEATING OIL    | \$12      | \$8       | \$10      | \$10      | \$7       | \$18      | \$9       | \$10      | \$6       | \$7       | \$6       | \$8       | \$108       |
| 356 OTHER FUEL AND LUBRICANTS | \$2,350   | \$2,346   | \$2,348   | \$2,348   | \$2,345   | \$2,356   | \$2,347   | \$2,348   | \$2,344   | \$2,345   | \$2,344   | \$2,346   | \$28,168    |

- Budget Expenses

NORFOLK SOUTHERN CORPORATION  
BUDGET EXPENDITURES

CENTER - 79100 SUPT-DEARBORN DIVISION  
GROUP - PHDAZZ SUPT & STAFF-DEARBORN DIV

| ACCOUNT DESCRIPTION                   | ***** APRIL 2006 ***** |  |                        | ***** YEAR-TO-DATE ***** |  |                       |
|---------------------------------------|------------------------|--|------------------------|--------------------------|--|-----------------------|
|                                       | ACTUAL                 | FAVORABLE (UNFAVORABLE)<br>BUDGET VARIANCE | APRIL 2005<br>VARIANCE | ACTUAL                   | FAVORABLE (UNFAVORABLE)<br>BUDGET VARIANCE | LAST YEAR<br>VARIANCE |
| 003 SALARIES                          | \$157,000              | \$8,826                                    | (\$12,792)             | \$621,760                | \$39,736                                   | (\$34,639)            |
| 005 SALARY VACATION PAY               | \$0                    | \$0  | \$0                    | \$0                      | \$0  | \$2,325               |
| SALARIES                              | \$157,000              | \$8,826                                    | (\$12,792)             | \$621,760                | \$39,736                                   | (\$32,314)            |
| 018 WAGES TRAIN & ENGINE TRAINEES     | \$815                  | \$462,365                                  | (\$815)                | \$1,426                  | \$1,914,578                                | (\$1,426)             |
| OTHER T&E PAYROLL                     | \$815                  | \$462,365                                  | (\$815)                | \$1,426                  | \$1,914,578                                | (\$1,426)             |
| 047 WAGES CLERKS-TCU                  | \$20,928               | \$3,555                                    | \$7,459                | \$84,322                 | \$21,130                                   | \$38,762              |
| 049 WAGES DISPATCHERS-ATDA            | \$260,675              | \$5,496                                    | \$1,224                | \$1,041,341              | \$30,756                                   | \$44,140              |
| 171 OTHER CONTRACT PAY                | (\$392)                | \$392                                      | (\$1,848)              | (\$4,195)                | \$4,195                                    | (\$1,530)             |
| SCHEDULED STRAIGHT WAGES              | \$281,211              | \$9,444                                    | \$6,835                | \$1,121,468              | \$56,082                                   | \$81,372              |
| 107 OT-CLERKS-TCU                     | \$128                  | \$3,188                                    | \$3,188                | \$128                    | \$10,697                                   | \$10,697              |
| 109 OT-DISPATCHERS-ATDA               | \$1,692                | \$690                                      | \$690                  | \$7,964                  | \$2,641                                    | \$2,641               |
| SCHEDULED OVERTIME WAGES              | \$1,820                | \$3,878                                    | \$3,878                | \$8,091                  | \$13,338                                   | \$13,338              |
| 155 WAGE AWARDS-SETLD IN FLD          | \$0                    | \$105                                      | \$444                  | \$687                    | (\$266)                                    | (\$33)                |
| 157 WAGE AWARDS-SETLD ARBITR          | \$0                    | \$168                                      | \$0                    | \$0                      | \$673                                      | \$0                   |
| WAGE AWARDS                           | \$0                    | \$274                                      | \$444                  | \$687                    | \$408                                      | (\$33)                |
| 194 LEAVE SERVICE PAYMENTS            | \$0                    | \$1,475                                    | \$6,766                | \$3,650                  | \$2,251                                    | \$4,904               |
| LEAVE SERVICE PAYMENTS                | \$0                    | \$1,475                                    | \$6,766                | \$3,650                  | \$2,251                                    | \$4,904               |
| TOTAL SALARIES AND WAGES              | \$440,846              | \$486,262                                  | \$4,315                | \$1,757,083              | \$2,026,393                                | \$65,842              |
| 435 EMPLOYEE FRINGE COST              | \$264,507              | \$291,757                                  | \$2,589                | \$1,054,250              | \$1,215,836                                | \$39,505              |
| OTHER EMPLOYEE BENEFITS               | \$264,507              | \$291,757                                  | \$2,589                | \$1,054,250              | \$1,215,836                                | \$39,505              |
| TOTAL PAYROLL TAXES AND EMPL BENEFITS | \$264,507              | \$291,757                                  | \$2,589                | \$1,054,250              | \$1,215,836                                | \$39,505              |
| 610 PS-SNOW AND ICE REMOVAL           | \$0                    | \$545                                      | \$0                    | \$0                      | \$1,689                                    | \$995                 |
| ROADWAY REPAIR                        | \$0                    | \$545                                      | \$0                    | \$0                      | \$1,689                                    | \$995                 |
| 275 COMM EQUIP MATERIAL-OTHER         | \$0                    | \$450                                      | \$117                  | \$509                    | \$1,292                                    | (\$393)               |
| 276 RADIO MAINTENANCE MTL             | \$0                    | \$11                                       | \$0                    | \$432                    | (\$388)                                    | (\$301)               |
| COMMUNICATION AND SIGNALS             | \$0                    | \$461                                      | \$117                  | \$941                    | \$904                                      | (\$694)               |
| 211 STRUCTURE & BUILDING MATERIAL     | \$0                    | \$73                                       | \$0                    | \$2,714                  | (\$2,424)                                  | (\$2,714)             |
| 215 SIGN AND FENCE MATERIAL           | \$0                    | \$3  | \$0                    | \$893                    | (\$883)                                    | (\$893)               |
| 611 PS-BLDG REPRS & ALTERATIONS       | \$1,000                | (\$919)                                    | (\$1,000)              | \$9,250                  | (\$8,928)                                  | (\$9,250)             |
| 683 PS-SECURITY                       | \$256                  | (\$121)                                    | \$368                  | \$1,537                  | (\$996)                                    | (\$425)               |
| 689 PS-CLEANING BLDG & HSKPG          | \$181                  | \$29                                       | \$445                  | \$486                    | \$355                                      | \$866                 |
| BUILDINGS AND STRUCTURES              | \$1,437                | (\$936)                                    | (\$187)                | \$14,880                 | (\$12,875)                                 | (\$12,416)            |

- All Source

EA57CM APRIL 2006

ALL SOURCES DETAIL - COST CENTER ACCOUNTING

INDEX PHDAZZ79100

PAGE 2807

05/04/06

GROUP PHDAZZ SUPT & STAFF-DEARBORN DIV

SOURCE - MONTHLY EXPENSE DETAIL  
COST CENTER 79100 SUPT-DEARBORN DIVISION  
CONSOLIDATED

| NATURAL EXPENSE/<br>FUNCTION<br>CODE TITLE | AUDIT REFER<br>CO SRC NO | SUB<br>LEDGER | AFE OR<br>SCC | USOA/<br>GEN LED   | COST CENTER<br>AMOUNT | AMOUNT NOT IN<br>OPER. EXPENSE | DETAIL DESCRIPTION     |
|--|--------------------------|---------------|---------------|--------------------|-----------------------|--------------------------------|------------------------|
| 134 HP-CLERKS-TCU                          |                          |               |               |                    |                       |                                |                        |
| 0724 HOLIDAY PAY-NOT WORKED                | 0001 2                   | DR7202        |               | 113101             | 183.20                | .00                            |                        |
| 0724 HOLIDAY PAY-NOT WORKED                | 0001 2                   | DR7203        |               | 113101             | 168.92                | .00                            |                        |
| 0724 HOLIDAY PAY-NOT WORKED                | 0001 2                   | DR7205        |               | 113101             | 168.92                | .00                            |                        |
| 0724 HOLIDAY PAY-NOT WORKED                | 0001 2                   | DR7206        |               | 113101             | 177.50                | .00                            |                        |
| 0724 HOLIDAY PAY-NOT WORKED                | 0001 2                   | DR7207        |               | 113101             | 183.20                | .00                            |                        |
| TOTAL ALL OTHER EXPENSE                    | -                        | 2599          |               |                    | 1,059.24              | .00                            |                        |
|  |                          |               |               | NATURAL-CODE TOTAL | 1,059.24              | .00                            |                        |
| 171 OTHER CONTRACT PAY                     |                          |               |               |                    |                       |                                |                        |
| 7110 DISPATCHERS-DISPATCH. TRAINS          | 0001 2                   | DR7105        |               | 113158             | 392.00-               | .00                            |                        |
| TOTAL ALL OTHER EXPENSE                    | -                        | 2599          |               |                    | 392.00-               | .00                            |                        |
|  |                          |               |               | NATURAL-CODE TOTAL | 392.00-               | .00                            |                        |
| 196 EXP REIMB PER CONTRACT                 |                          |               |               |                    |                       |                                |                        |
| 7110 DISPATCHERS-DISPATCH. TRAINS          | 0001 2                   | DR7105        |               | 613158             | 272.04                | .00                            |                        |
| TOTAL ALL OTHER EXPENSE                    | -                        | 2599          |               |                    | 272.04                | .00                            |                        |
|  |                          |               |               | NATURAL-CODE TOTAL | 272.04                | .00                            |                        |
| 301 TRAIN SUPPLIES                         |                          |               |               |                    |                       |                                |                        |
| 7018 TRAIN OPERATIONS                      | 0001 W                   | 000201        |               | 213157             | 32.00                 | .00                            |                        |
| TOTAL ALL OTHER EXPENSE                    | -                        | 2599          |               |                    | 32.00                 | .00                            |                        |
|  |                          |               |               | NATURAL-CODE TOTAL | 32.00                 | .00                            |                        |
| 326 FOOD SUPPLIES                          |                          |               |               |                    |                       |                                |                        |
| 8000 ADMINISTRATIVE EXPENSE                | 0001 J                   | V88888        |               | 213101             | 2,017.92              | .00                            | COFFE COFFEE SUPPLIES  |
| 8000 ADMINISTRATIVE EXPENSE                | 0001 J                   | V88888        |               | 213101             | 1,890.00              | .00                            | ICE F ICE FOR HARRINGT |
| 8000 ADMINISTRATIVE EXPENSE                | 0001 J                   | V88888        |               | 213101             | 33.39                 | .00                            | SODA SODA FOR CHILLI   |
| TOTAL ADMIN & SUPERVISION EXPENSE          | -                        | 2500          |               |                    | 3,941.31              | .00                            |                        |
|  |                          |               |               | NATURAL-CODE TOTAL | 3,941.31              | .00                            |                        |
| 352 BATTERIES                              |                          |               |               |                    |                       |                                |                        |
| 7134 YARD & TERMINAL OPERATIONS            | 0001 W                   | 000201        |               | 213266             | 2,880.00              | .00                            |                        |
| TOTAL ALL OTHER EXPENSE                    | -                        | 2599          |               |                    | 2,880.00              | .00                            |                        |
|  |                          |               |               | NATURAL-CODE TOTAL | 2,880.00              | .00                            |                        |
| 428 GASOLINE AND MOTOR OIL                 |                          |               |               |                    |                       |                                |                        |
| 8000 ADMINISTRATIVE EXPENSE                | 0001 J                   | V88888        |               | 213101             | 181.31                | .00                            |                        |
| 8000 ADMINISTRATIVE EXPENSE                | 0001 J                   | V88888        |               | 213101             | 37.52                 | .00                            | DISPL DISPLAY TRANSPOR |
| 8000 ADMINISTRATIVE EXPENSE                | 0001 J                   | V88888        |               | 213101             | 1,793.65              | .00                            | FUEL FUEL              |
| 8000 ADMINISTRATIVE EXPENSE                | 0001 J                   | V88888        |               | 213101             | 65.00                 | .00                            | FUEL FUEL HIRAIL - OD  |
| 8000 ADMINISTRATIVE EXPENSE                | 0001 J                   | V88888        |               | 213101             | 21.20                 | .00                            | MAPS MAPS OF GREATER   |
| 8000 ADMINISTRATIVE EXPENSE                | 0001 J                   | V88888        |               | 213101             | 142.31                | .00                            | TRANS TRANSPORT DISPLA |
| TOTAL ADMIN & SUPERVISION EXPENSE          | -                        | 2500          |               |                    | 2,240.99              | .00                            |                        |
|  |                          |               |               | NATURAL-CODE TOTAL | 2,240.99              | .00                            |                        |
| 430 NATURAL GAS                            |                          |               |               |                    |                       |                                |                        |
| 7097 SUPERINTENDENTS OFFICE                | 0001 J                   | A71643        |               | 413101             | 2,857.36              | .00                            | CASS INF0253556 0      |

[Back to Budget Home Page](#)



# Northern Region

## Budget Variance Reports

April 2006

|                     | Division Summary (Select) |          | NEC Detail | RIN Detail | Division Summary (Total) |
|---------------------|---------------------------|----------|------------|------------|--------------------------|
|                     | (Word)                    | (Excel)  | (Word)     | (Word)     | (Word)                   |
| Dearborn Division   | <u>X</u>                  | <u>X</u> | <u>X</u>   | <u>X</u>   | <u>X</u>                 |
| Harrisburg Division | <u>X</u>                  | <u>X</u> | <u>X</u>   | <u>X</u>   | <u>X</u>                 |
| Pittsburgh Division | <u>X</u>                  | <u>X</u> | <u>X</u>   | <u>X</u>   | <u>X</u>                 |

- Division Summary (5%) Report

NORFOLK SOUTHERN CORPORATION  
BUDGET VARIANCE REPORT

5/5/2006

GROUP - PHD SUPT-DEARBORN DIVISION

APRIL 2006  
THRESHOLD 5.0%

| RIN RIN Description               | 2006 Actual | 2006 Budget | Variance    | %     | 2006 YTD Actual | 2006 YTD Budget | Variance    | %     |
|-----------------------------------|-------------|-------------|-------------|-------|-----------------|-----------------|-------------|-------|
| 048 WAGES YARDMASTERS-RYA         | \$382,957   | \$361,613   | (\$21,344)  | -6%   | \$1,502,408     | \$1,457,311     | (\$45,097)  | -3%   |
| 104 OT-UTILITY TRAINMEN-UTU       | \$60,520    | \$49,066    | (\$11,454)  | -23%  | \$265,363       | \$235,176       | (\$30,187)  | -13%  |
| 107 OT-CLERKS-TCU                 | \$25,768    | \$13,547    | (\$12,221)  | -90%  | \$78,279        | \$62,693        | (\$15,586)  | -25%  |
| 108 OT-YARDMASTERS-RYA            | \$31,284    | \$27,141    | (\$4,143)   | -15%  | \$141,542       | \$172,970       | \$31,428    | 18%   |
| 145 20&30 MINUTE MEAL PERIOD      | \$85,347    | \$66,248    | (\$19,099)  | -29%  | \$343,758       | \$264,993       | (\$78,765)  | -30%  |
| 151 DEADHEAD TIME                 | \$254,633   | \$171,989   | (\$82,644)  | -48%  | \$942,236       | \$687,958       | (\$254,278) | -37%  |
| 159 PERSONAL DAYS-TRAIN&ENGINE    | \$91,695    | \$79,830    | (\$11,865)  | -15%  | \$387,315       | \$319,321       | (\$67,994)  | -21%  |
| 160 GUARANTEED X-B - ENGINEERS    | \$3,755     | \$2,958     | (\$798)     | -27%  | \$31,552        | \$18,593        | (\$12,958)  | -70%  |
| 211 STRUCTURE & BUILDING MATERIAL | \$1,507     | \$1,152     | (\$355)     | -31%  | \$7,478         | \$4,608         | (\$2,869)   | -62%  |
| 611 PS-BLDG REPRS & ALTERATIONS   | \$25,791    | \$10,838    | (\$14,954)  | -138% | \$92,330        | \$43,351        | (\$48,980)  | -113% |
| 689 PS-CLEANING BLDG & HSKPG      | \$24,130    | \$22,544    | (\$1,586)   | -7%   | \$110,219       | \$90,176        | (\$20,043)  | -22%  |
| 901 TRAVEL                        | \$21,593    | \$20,448    | (\$1,146)   | -6%   | \$88,104        | \$81,790        | (\$6,314)   | -8%   |
| 913 COMPANY SPONSORED MEETINGS    | \$7,533     | \$7,041     | (\$492)     | -7%   | \$19,287        | \$28,166        | \$8,879     | 32%   |
| 989 MISCELLANEOUS EXPENSES        | \$1,638     | \$1,527     | (\$111)     | -7%   | \$6,198         | \$6,107         | (\$90)      | -1%   |
| SUPT-DEARBORN DIVISION SUMMARY    | \$1,018,152 | \$835,943   | (\$182,209) | -22%  | \$4,016,068     | \$3,473,213     | (\$542,854) | -16%  |

- NEC Detail Report

GROUP - PHD SUPT-DEARBORN DIVISION

APRIL 2006

| RIN                                | RIN Description              | 2006 Actual      | 2006 Budget      | Variance          | %           | 2006 YTD Actual    | 2006 YTD Budget    | Variance          | %           |
|------------------------------------|------------------------------|------------------|------------------|-------------------|-------------|--------------------|--------------------|-------------------|-------------|
| <b>048 WAGES YARDMASTERS-RYA</b>   |                              |                  |                  |                   |             |                    |                    |                   |             |
| 79201                              | CHICAGO VAN YARD             | \$115,223        | \$112,893        | (\$2,331)         | -2%         | \$439,397          | \$450,021          | \$10,624          | 2%          |
| 79202                              | CLEVELAND YARD               | \$92,654         | \$80,138         | (\$12,516)        | -16%        | \$366,422          | \$322,254          | (\$44,169)        | -14%        |
| 79204                              | ELKHART YARD                 | \$49,117         | \$47,167         | (\$1,950)         | -4%         | \$201,669          | \$188,994          | (\$12,675)        | -7%         |
| 79206                              | TOLEDO YARD                  | \$58,545         | \$46,430         | (\$12,115)        | -26%        | \$208,550          | \$188,105          | (\$20,444)        | -11%        |
| 79207                              | KANKAKEE YARD                | \$4,532          | \$4,483          | (\$49)            | -1%         | \$24,571           | \$19,259           | (\$5,312)         | -28%        |
| 79209                              | GRAND RAPIDS YARD            | \$21,700         | \$12,944         | (\$8,757)         | -68%        | \$76,911           | \$52,966           | (\$23,945)        | -45%        |
| 79210                              | LANSING YARD                 | \$0              | \$17,046         | \$17,046          | 100%        | \$0                | \$70,806           | \$70,806          | 100%        |
| 79212                              | MARION YARD                  | \$11,811         | \$13,165         | \$1,354           | 10%         | \$51,098           | \$54,445           | \$3,347           | 6%          |
| 79215                              | WAYNE YARD                   | \$21,983         | \$17,668         | (\$4,316)         | -24%        | \$104,356          | \$71,328           | (\$33,028)        | -46%        |
| 79401                              | AGENCY-BURNS HARBOR          | \$7,392          | \$9,681          | \$2,289           | 24%         | \$29,433           | \$39,133           | \$9,700           | 25%         |
|                                    | <b>048 Summary</b>           | <b>\$382,957</b> | <b>\$361,613</b> | <b>(\$21,344)</b> | <b>-6%</b>  | <b>\$1,502,408</b> | <b>\$1,457,311</b> | <b>(\$45,097)</b> | <b>-3%</b>  |
| <b>104 OT-UTILITY TRAINMEN-UTU</b> |                              |                  |                  |                   |             |                    |                    |                   |             |
| 79201                              | CHICAGO VAN YARD             | \$22,955         | \$22,707         | (\$248)           | -1%         | \$88,113           | \$108,033          | \$19,920          | 18%         |
| 79202                              | CLEVELAND YARD               | \$21,150         | \$9,421          | (\$11,729)        | -125%       | \$87,650           | \$41,898           | (\$45,752)        | -109%       |
| 79204                              | ELKHART YARD                 | \$12,422         | \$13,701         | \$1,279           | 9%          | \$75,868           | \$71,212           | (\$4,657)         | -7%         |
| 79206                              | TOLEDO YARD                  | \$2,335          | \$1,236          | (\$1,099)         | -89%        | \$4,497            | \$1,752            | (\$2,744)         | -157%       |
| 79212                              | MARION YARD                  | \$0              | \$0              | \$0               | 0%          | \$211              | \$258              | \$47              | 18%         |
| 79217                              | JACKSON YARD                 | \$0              | \$0              | \$0               | 0%          | \$3,371            | \$0                | (\$3,371)         | -100%       |
| 79300                              | TRAIN OPNS-CLEVELAND-TOLEDO  | \$1,214          | \$0              | (\$1,214)         | -100%       | \$1,214            | \$0                | (\$1,214)         | -100%       |
| 79320                              | TRAIN OPNS-ELKHART-CHICAGO   | \$98             | \$43             | (\$55)            | -128%       | \$644              | \$805              | \$162             | 20%         |
| 79325                              | TRAIN OPNS-BURNS HARBOR      | \$178            | \$1,048          | \$871             | 83%         | \$5,213            | \$6,016            | \$804             | 13%         |
| 79330                              | TRAIN OPNS-KANKAKEE DISTRICT | \$76             | \$152            | \$76              | 50%         | \$491              | \$512              | \$21              | 4%          |
| 79340                              | TRAIN OPNS-KALAMAZOO-DETROIT | \$91             | \$758            | \$666             | 88%         | \$1,674            | \$4,948            | \$3,273           | 66%         |
|                                    | <b>104 Summary</b>           | <b>\$60,520</b>  | <b>\$49,066</b>  | <b>(\$11,454)</b> | <b>-23%</b> | <b>\$268,945</b>   | <b>\$235,434</b>   | <b>(\$33,511)</b> | <b>-14%</b> |
| <b>107 OT-CLERKS-TCU</b>           |                              |                  |                  |                   |             |                    |                    |                   |             |
| 79100                              | SUPT-DEARBORN DIVISION       | \$128            | \$3,315          | \$3,188           | 96%         | \$128              | \$10,824           | \$10,697          | 99%         |
| 79201                              | CHICAGO VAN YARD             | \$6,458          | \$3,072          | (\$3,387)         | -110%       | \$25,275           | \$20,213           | (\$5,063)         | -25%        |
| 79202                              | CLEVELAND YARD               | \$4,349          | \$6,390          | \$2,041           | 32%         | \$12,859           | \$18,918           | \$6,059           | 32%         |
| 79204                              | ELKHART YARD                 | \$181            | \$0              | (\$181)           | -100%       | \$795              | \$221              | (\$574)           | -260%       |
| 79206                              | TOLEDO YARD                  | \$3,401          | \$0              | (\$3,401)         | -100%       | \$8,959            | \$4,048            | (\$4,911)         | -121%       |
| 79208                              | KALAMAZOO YARD               | \$7,420          | \$556            | (\$6,864)         | -1235%      | \$16,798           | \$3,973            | (\$12,825)        | -323%       |
| 79402                              | HICK TOWER                   | \$3,831          | \$215            | (\$3,617)         | -1684%      | \$13,465           | \$4,496            | (\$8,969)         | -200%       |
|                                    | <b>107 Summary</b>           | <b>\$25,768</b>  | <b>\$13,547</b>  | <b>(\$12,221)</b> | <b>-90%</b> | <b>\$78,279</b>    | <b>\$62,693</b>    | <b>(\$15,586)</b> | <b>-25%</b> |

- RIN Detail Report

GROUP - PHD SUPT-DEARBORN DIVISION

APRIL 2006

| RIN                                      | RIN Description               | 2006 Actual | 2006 Budget | Variance   | %      | 2006 YTD Actual | 2006 YTD Budget | Variance   | %      |
|--|-------------------------------|-------------|-------------|------------|--------|-----------------|-----------------|------------|--------|
| <b>34042 TRAIN OPNS-TOLEDO WEST DIST</b> |                               |             |             |            |        |                 |                 |            |        |
| 151                                      | DEADHEAD TIME                 | \$0         | \$2         | \$2        | 100%   | \$0             | \$9             | \$9        | 100%   |
|  | <b>34042 Summary</b>          | \$0         | \$2         | \$2        | 100%   | \$0             | \$9             | \$9        | 100%   |
| <b>37495 TRAIN OPNS-CHICAGO TERM</b>     |                               |             |             |            |        |                 |                 |            |        |
| 145                                      | 20&30 MINUTE MEAL PERIOD      | \$0         | \$17        | \$17       | 100%   | \$0             | \$67            | \$67       | 100%   |
| 151                                      | DEADHEAD TIME                 | \$0         | \$16        | \$16       | 100%   | \$0             | \$64            | \$64       | 100%   |
| 159                                      | PERSONAL DAYS-TRAIN&ENGINE    | \$0         | \$12        | \$12       | 100%   | \$524           | \$46            | (\$478)    | -1035% |
|  | <b>37495 Summary</b>          | \$0         | \$44        | \$44       | 100%   | \$524           | \$177           | (\$347)    | -196%  |
| <b>79100 SUPT-DEARBORN DIVISION</b>      |                               |             |             |            |        |                 |                 |            |        |
| 107                                      | OT-CLERKS-TCU                 | \$128       | \$3,315     | \$3,188    | 96%    | \$128           | \$10,824        | \$10,697   | 99%    |
| 211                                      | STRUCTURE & BUILDING MATERIAL | \$0         | \$73        | \$73       | 100%   | \$2,714         | \$290           | (\$2,424)  | -836%  |
| 611                                      | PS-BLDG REPRS & ALTERATIONS   | \$1,000     | \$81        | (\$919)    | -1141% | \$9,250         | \$322           | (\$8,928)  | -2770% |
| 689                                      | PS-CLEANING BLDG & HSKPG      | \$181       | \$210       | \$29       | 14%    | \$486           | \$841           | \$355      | 42%    |
| 901                                      | TRAVEL                        | \$9,875     | \$11,944    | \$2,068    | 17%    | \$51,641        | \$47,775        | (\$3,866)  | -8%    |
| 913                                      | COMPANY SPONSORED MEETINGS    | \$2,210     | \$6,447     | \$4,237    | 66%    | \$6,364         | \$25,788        | \$19,424   | 75%    |
| 989                                      | MISCELLANEOUS EXPENSES        | \$836       | \$1,001     | \$165      | 16%    | \$3,102         | \$4,005         | \$903      | 23%    |
|  | <b>79100 Summary</b>          | \$14,230    | \$23,071    | \$8,840    | 38%    | \$73,685        | \$89,846        | \$16,161   | 18%    |
| <b>79201 CHICAGO VAN YARD</b>            |                               |             |             |            |        |                 |                 |            |        |
| 048                                      | WAGES YARDMASTERS-RYA         | \$115,223   | \$112,893   | (\$2,331)  | -2%    | \$439,397       | \$450,021       | \$10,624   | 2%     |
| 104                                      | OT-UTILITY TRAINMEN-UTU       | \$22,955    | \$22,707    | (\$248)    | -1%    | \$88,113        | \$108,033       | \$19,920   | 18%    |
| 107                                      | OT-CLERKS-TCU                 | \$6,458     | \$3,072     | (\$3,387)  | -110%  | \$25,275        | \$20,213        | (\$5,063)  | -25%   |
| 108                                      | OT-YARDMASTERS-RYA            | \$11,263    | \$4,724     | (\$6,540)  | -138%  | \$51,043        | \$54,631        | \$3,588    | 7%     |
| 145                                      | 20&30 MINUTE MEAL PERIOD      | \$38,526    | \$29,704    | (\$8,822)  | -30%   | \$151,073       | \$118,815       | (\$32,258) | -27%   |
| 151                                      | DEADHEAD TIME                 | \$0         | \$303       | \$303      | 100%   | \$0             | \$1,214         | \$1,214    | 100%   |
| 159                                      | PERSONAL DAYS-TRAIN&ENGINE    | \$1,884     | \$748       | (\$1,136)  | -152%  | \$6,533         | \$2,990         | (\$3,543)  | -118%  |
| 211                                      | STRUCTURE & BUILDING MATERIAL | \$0         | \$309       | \$309      | 100%   | \$0             | \$1,234         | \$1,234    | 100%   |
| 611                                      | PS-BLDG REPRS & ALTERATIONS   | \$5,007     | \$3,503     | (\$1,504)  | -43%   | \$32,182        | \$14,012        | (\$18,170) | -130%  |
| 689                                      | PS-CLEANING BLDG & HSKPG      | \$9,351     | \$7,401     | (\$1,949)  | -26%   | \$32,726        | \$29,605        | (\$3,121)  | -11%   |
| 901                                      | TRAVEL                        | \$4,287     | \$3,384     | (\$903)    | -27%   | \$9,239         | \$13,537        | \$4,298    | 32%    |
| 913                                      | COMPANY SPONSORED MEETINGS    | \$226       | \$466       | \$240      | 51%    | \$2,536         | \$1,866         | (\$670)    | -36%   |
| 989                                      | MISCELLANEOUS EXPENSES        | \$0         | \$226       | \$226      | 100%   | \$278           | \$903           | \$625      | 69%    |
|  | <b>79201 Summary</b>          | \$215,181   | \$189,440   | (\$25,741) | -14%   | \$838,395       | \$817,074       | (\$21,321) | -3%    |

- Division Summary Report

GROUP - PHD SUPT-DEARBORN DIVISION

APRIL 2006

| RIN  | RIN Description                  | 2006 Actual      | 2006 Variance    | 2005 Variance    | 2006 YTD Actual    | 2006 YTD Variance | 2005 YTD Variance |
|--|----------------------------------|------------------|------------------|------------------|--------------------|-------------------|-------------------|
| <b>003 SALARIES</b>                          |                                  |                  |                  |                  |                    |                   |                   |
| 79100  | SUPT-DEARBORN DIVISION           | \$157,000        | \$8,826          | (\$12,792)       | \$621,760          | \$39,736          | (\$34,639)        |
| 79201  | CHICAGO VAN YARD                 | \$80,654         | \$18,036         | \$10,988         | \$343,714          | \$50,164          | \$2,712           |
| 79202  | CLEVELAND YARD                   | \$20,350         | \$1,059          | \$483            | \$79,143           | \$6,443           | \$4,190           |
| 79204  | ELKHART YARD                     | \$46,500         | \$7,717          | \$5,517          | \$202,842          | \$13,568          | (\$19,533)        |
| 79206  | TOLEDO YARD                      | \$13,992         | \$1,132          | (\$1,529)        | \$42,130           | \$17,908          | \$7,260           |
| 79207  | KANKAKEE YARD                    | \$7,542          | \$0              | (\$292)          | \$29,875           | \$1               | (\$1,083)         |
| 79208  | KALAMAZOO YARD                   | \$8,067          | \$0              | (\$308)          | \$32,267           | \$1               | (\$1,233)         |
| 79401  | AGENCY-BURNS HARBOR              | \$5,242          | \$0              | (\$200)          | \$20,767           | \$1               | (\$5,642)         |
| <b>003</b>                                   | <b>Subtotal</b>                  | <b>\$339,346</b> | <b>\$36,771</b>  | <b>\$1,867</b>   | <b>\$1,372,497</b> | <b>\$127,823</b>  | <b>(\$47,968)</b> |
| <b>005 SALARY VACATION PAY</b>               |                                  |                  |                  |                  |                    |                   |                   |
| 79100  | SUPT-DEARBORN DIVISION           | \$0              | \$0              | \$0              | \$0                | \$0               | \$2,325           |
| 79201  | CHICAGO VAN YARD                 | \$8,272          | (\$8,272)        | (\$8,272)        | \$8,272            | (\$8,272)         | (\$8,272)         |
| 79206  | TOLEDO YARD                      | \$0              | \$0              | \$0              | \$3,696            | (\$3,696)         | (\$3,696)         |
| <b>005</b>                                   | <b>Subtotal</b>                  | <b>\$8,272</b>   | <b>(\$8,272)</b> | <b>(\$8,272)</b> | <b>\$11,968</b>    | <b>(\$11,968)</b> | <b>(\$9,643)</b>  |
| <b>018 WAGES TRAIN &amp; ENGINE TRAINEES</b> |                                  |                  |                  |                  |                    |                   |                   |
| 34042  | TRAIN OPNS-TOLEDO WEST DIST      | \$204            | (\$204)          | (\$204)          | \$204              | (\$204)           | (\$204)           |
| 37495  | TRAIN OPNS-CHICAGO TERM          | \$0              | \$0              | \$1,000          | \$4,074            | (\$4,074)         | (\$783)           |
| 79100  | SUPT-DEARBORN DIVISION           | \$815            | \$462,365        | (\$815)          | \$1,426            | \$1,914,578       | (\$1,426)         |
| 79201  | CHICAGO VAN YARD                 | \$18,945         | (\$18,945)       | \$60,073         | \$58,238           | (\$58,238)        | \$160,372         |
| 79202  | CLEVELAND YARD                   | \$43,414         | (\$43,414)       | \$11,356         | \$163,614          | (\$163,614)       | \$43,332          |
| 79204  | ELKHART YARD                     | \$8,302          | (\$8,302)        | \$9,045          | \$42,335           | (\$42,335)        | (\$8,325)         |
| 79206  | TOLEDO YARD                      | \$16,377         | (\$16,377)       | \$20,448         | \$131,951          | (\$131,951)       | (\$41,730)        |
| 79208  | KALAMAZOO YARD                   | \$0              | \$0              | \$0              | \$0                | \$0               | \$1,357           |
| 79209  | GRAND RAPIDS YARD                | \$0              | \$0              | \$214            | \$0                | \$0               | \$9,643           |
| 79210  | LANSING YARD                     | \$0              | \$0              | \$7,047          | \$0                | \$0               | \$19,703          |
| 79212  | MARION YARD                      | \$611            | (\$611)          | (\$611)          | \$5,907            | (\$5,907)         | (\$5,907)         |
| 79217  | JACKSON YARD                     | \$0              | \$0              | \$2,000          | \$0                | \$0               | \$2,000           |
| 79240  | COLEHOUR YARD (CHICAGO)          | \$0              | \$0              | \$3,376          | \$2,913            | (\$2,913)         | \$2,954           |
| 79300  | TRAIN OPNS-CLEVELAND-TOLEDO      | \$55,395         | (\$55,395)       | \$11,445         | \$198,899          | (\$198,899)       | \$108,658         |
| 79310  | TRAIN OPNS-TOLEDO-ELKHART        | \$45,720         | (\$45,720)       | \$2,929          | \$230,209          | (\$230,209)       | (\$64,154)        |
| 79320  | TRAIN OPNS-ELKHART-CHICAGO       | \$50,584         | (\$50,584)       | \$35,346         | \$270,750          | (\$270,750)       | (\$3,113)         |
| 79325  | TRAIN OPNS-BURNS HARBOR          | \$6,987          | (\$6,987)        | (\$3,793)        | \$18,946           | (\$18,946)        | (\$9,530)         |
| 79330  | TRAIN OPNS-KANKAKEE DISTRICT     | \$5,353          | (\$5,353)        | \$9,903          | \$27,243           | (\$27,243)        | \$1,385           |
| 79340  | TRAIN OPNS-KALAMAZOO-DETROIT     | \$7,442          | (\$7,442)        | \$6,890          | \$33,514           | (\$33,514)        | \$15,954          |
| 79350  | TRAIN OPNS-ELKHART-GRAND RAPIDS  | \$1,833          | (\$1,833)        | \$448            | \$5,419            | (\$5,419)         | \$11,556          |
| 79380  | TRAIN OPNS-GOSHEN-ANDERSON       | \$6,232          | (\$6,232)        | \$367            | \$23,004           | (\$23,004)        | (\$8,839)         |
| 79390  | TRAIN OPNS-TOLEDO-DETROIT        | \$16,017         | (\$16,017)       | \$10,594         | \$67,147           | (\$67,147)        | \$9,938           |
| 79395  | TRAIN OPNS-TCS DEARBORN DIVISION | \$204            | (\$204)          | \$996            | \$3,331            | (\$3,331)         | \$3,285           |
| <b>018</b>                                   | <b>Subtotal</b>                  | <b>\$284,435</b> | <b>\$178,745</b> | <b>\$188,055</b> | <b>\$1,289,123</b> | <b>\$626,881</b>  | <b>\$246,126</b>  |

[Back to Budget Home Page](#)



## Reports


[Weekend Layoff Reports](#)

[Review Reports](#)

[Overtime Reports](#)

[Budgeted Trains Operated](#)

[Yard & Local Scorecard](#)



- Weekend Layoff

# *Weekend Layoff*

**Northern Region**      2/1/2006 to 4/30/2006

| <i>Div Sub</i>                               | <i>Emp</i> | <i>Emp name</i>          | <i>Rest Day</i> | <i>Other</i> | <i>Total</i> |
|--|------------|--------------------------|-----------------|--------------|--------------|
| Dearborn Division - Elkhart-Chicago District |            |                          |                 |              |              |
| DB CG EN                                     | 000448435  | BETTY, R. L. JR (BOB)    |                 |              | 9            |
| DB CG EN                                     | 000768184  | COMBS, A. T. %           |                 |              | 11           |
| DB CG EN                                     | 000762235  | DRAGAN, M. D. (MIKE)     |                 |              | 8            |
| DB CG EN                                     | 000590061  | JAMES, J. A. (JOHN)      |                 |              | 8            |
| DB CG EN                                     | 000767673  | KINNEY, S. A. (SCOTT)    |                 |              | 7            |
| DB CG EN                                     | 000946015  | MICHELS, R. E. (RANDY)   |                 |              | 7            |
| DB CG EN                                     | 000093892  | PHIPPS, T. S. (THEODORE) |                 |              | 8            |
| DB CG EN                                     | 000560517  | RAKOWSKI, T. L.          |                 |              | 7            |
| DB CG EN                                     | 000768499  | THOMPSON, C. J. (CHRIS)  |                 |              | 11           |
| DB CG EN                                     | 000913052  | ZOLMAN, B. L. (BRIAN)    |                 |              | 7            |

# Weekend Layoff

Northern Region 2/1/2006 to 4/30/2006

| Div  | Sub | Emp | Emp name                            | Layoff dt | Layoff    | Hours Off | Layoff desc         |          |
|--|-----|-----|-------------------------------------|-----------|-----------|-----------|---------------------|----------|
| Dearborn Division - Elkhart-Chicago District |     |     |                                     |           |           |           |                     |          |
| DB   | CG  | ET  | 000091148 HUTCHISON, R. L. (ROBERT) | 2/19/2006 | Sunday    | 33        | by permission       |          |
| DB   | CG  | ET  | 000091148 HUTCHISON, R. L. (ROBERT) | 2/25/2006 | Saturday  | 12        | by permission       |          |
| DB   | CG  | ET  | 000091148 HUTCHISON, R. L. (ROBERT) | 3/4/2006  | Saturday  | 24        | rest day            |          |
| DB   | CG  | ET  | 000091148 HUTCHISON, R. L. (ROBERT) | 3/11/2006 | Saturday  | 24        | rest day            |          |
| DB   | CG  | ET  | 000091148 HUTCHISON, R. L. (ROBERT) | 3/18/2006 | Saturday  | 24        | rest day            |          |
| DB   | CG  | ET  | 000091148 HUTCHISON, R. L. (ROBERT) | 3/25/2006 | Saturday  | 25        | rest day            |          |
| DB   | CG  | ET  | 000091148 HUTCHISON, R. L. (ROBERT) | 3/31/2006 | Friday    | 26        | rest day            |          |
|  |     |     |                                     |           |           |           | <b>Total Layoff</b> | <b>7</b> |
| DB   | CG  | ET  | 000091561 KELLY, J. D. (JOHN)       | 2/12/2006 | Sunday    | 26        | rules training      |          |
| DB   | CG  | ET  | 000091561 KELLY, J. D. (JOHN)       | 3/11/2006 | Saturday  | 24        | rest day            |          |
| DB   | CG  | ET  | 000091561 KELLY, J. D. (JOHN)       | 3/17/2006 | Friday    | 49        | by permission       |          |
| DB   | CG  | ET  | 000091561 KELLY, J. D. (JOHN)       | 3/26/2006 | Sunday    | 26        | rest day            |          |
| DB   | CG  | ET  | 000091561 KELLY, J. D. (JOHN)       | 3/31/2006 | Friday    | 247       | pers leave day      |          |
| DB   | CG  | ET  | 000091561 KELLY, J. D. (JOHN)       | 4/2/2006  | Sunday    | 198       | off w/o permission  |          |
|  |     |     |                                     |           |           |           | <b>Total Layoff</b> | <b>6</b> |
| DB   | CG  | ET  | 000091610 BUCKER, D. F. (DANNIEL)   | 2/19/2006 | Sunday    | 24        | rest day            |          |
| DB   | CG  | ET  | 000091610 BUCKER, D. F. (DANNIEL)   | 3/10/2006 | Friday    | 23        | rest day            |          |
| DB   | CG  | ET  | 000091610 BUCKER, D. F. (DANNIEL)   | 3/18/2006 | Saturday  | 26        | rest day            |          |
| DB   | CG  | ET  | 000091610 BUCKER, D. F. (DANNIEL)   | 3/31/2006 | Friday    | 25        | rest day            |          |
| DB   | CG  | ET  | 000091610 BUCKER, D. F. (DANNIEL)   | 4/7/2006  | Friday    | 71        | rest day            |          |
| DB   | CG  | ET  | 000091610 BUCKER, D. F. (DANNIEL)   | 4/8/2006  | Saturday  | 48        | pers leave day      |          |
| DB   | CG  | ET  | 000091610 BUCKER, D. F. (DANNIEL)   | 4/15/2006 | Saturday  | 26        | rest day            |          |
|  |     |     |                                     |           |           |           | <b>Total Layoff</b> | <b>7</b> |
| DB   | CG  | EN  | 000093892 PHIPPS, T. S. (THEODORE)  | 2/5/2006  | Sunday    | 37        | rules training      |          |
| DB   | CG  | EN  | 000093892 PHIPPS, T. S. (THEODORE)  | 2/23/2006 | Thursday  | 79        | sickness            |          |
| DB   | CG  | EN  | 000093892 PHIPPS, T. S. (THEODORE)  | 2/28/2006 | Tuesday   | 306       | sickness            |          |
| DB   | CG  | EN  | 000093892 PHIPPS, T. S. (THEODORE)  | 3/3/2006  | Friday    | 247       | by permission       |          |
| DB   | CG  | EN  | 000093892 PHIPPS, T. S. (THEODORE)  | 3/4/2006  | Saturday  | 223       | off w/o permission  |          |
| DB   | CG  | EN  | 000093892 PHIPPS, T. S. (THEODORE)  | 3/24/2006 | Friday    | 35        | sickness            |          |
| DB   | CG  | EN  | 000093892 PHIPPS, T. S. (THEODORE)  | 4/8/2006  | Saturday  | 39        | sickness            |          |
| DB   | CG  | EN  | 000093892 PHIPPS, T. S. (THEODORE)  | 4/12/2006 | Wednesday | 129       | union business      |          |
|  |     |     |                                     |           |           |           | <b>Total Layoff</b> | <b>8</b> |

- Recrew Reports

# NORFOLK SOUTHERN ROAD/LOCAL RECREWS

5/7/2006 To 5/13/2006

| <i>REGION</i> | <i>DIVISION</i> | <i>LINE</i>                | <i>Count</i> |
|---------------|-----------------|----------------------------|--------------|
| North         | Dearborn        |                            |              |
|               |                 | B0 TOLEDO-DETROIT          | 4            |
|               |                 | B1 TOLEDO-CLEVELAND        | 11           |
|               |                 | B2 ELKHART-TOLEDO          | 8            |
|               |                 | B3 CHICAGO-ELKHART         | 9            |
|               |                 | B9 GOSHEN-ANDERSON         | 2            |
|               |                 | <b>Dearborn Count</b>      | <b>34</b>    |
| North         | Harrisburg      |                            |              |
|               |                 | 91 ST. THOMAS-BUFFALO (CN) | 1            |
|               |                 | H0 NORTH JERSEY-ALEXANDRIA | 3            |
|               |                 | H1 HARRISBURG-HAGERSTOWN   | 1            |
|               |                 | H4 HARRISBURG-PHILADELPHIA | 16           |
|               |                 | H5 HAZELTON-NORTH JERSEY   | 1            |
|               |                 | H7 CORNING-BUFFALO         | 2            |
|               |                 | H8 BUFFALO-RENOVA (ERIE)   | 1            |
|               |                 | H9 RENOVA-HARRISBURG       | 1            |
|               |                 | HB CORNING-BINGHAMPTON     | 1            |
|               |                 | <b>Harrisburg Count</b>    | <b>27</b>    |
| North         | Pittsburgh      |                            |              |
|               |                 | C0 CONNEAUT-CLEVELAND      | 2            |
|               |                 | C1 ALTOONA-HARRISBURG      | 16           |
|               |                 | C2 CONWAY-ALTOONA          | 21           |
|               |                 | C3 CONWAY-CLEVELAND        | 9            |
|               |                 | C5 CONWAY-POWHATAN         | 2            |
|               |                 | C6 CANTON-CRESTLINE        | 5            |
|               |                 | C7 CONWAY-ASHTABULA        | 5            |
|               |                 | <b>Pittsburgh Count</b>    | <b>60</b>    |
|               |                 | <b>North Region Count</b>  | <b>121</b>   |

# ROAD/LOCAL RECREWS

5/7/2006 To 5/13/2006

## High Incidence Lines

| REGIO | DIVISION   | LINE                       | SUN       | MON       | TUE       | WED       | THU       | FRI       | SAT       | TOTAL      |
|-------|------------|----------------------------|-----------|-----------|-----------|-----------|-----------|-----------|-----------|------------|
| North | Pittsburgh | C2 CONWAY-ALTOONA          | 3         | 1         | 3         | 3         | 4         | 3         | 4         | 21         |
| North | Harrisburg | H4 HARRISBURG-             | 1         | 2         | 1         | 2         | 2         | 4         | 4         | 16         |
| North | Pittsburgh | C1 ALTOONA-HARRISBURG      | 2         | 2         | 1         | 3         | 3         | 1         | 4         | 16         |
| North | Dearborn   | B1 TOLEDO-CLEVELAND        | 1         | 3         | 2         | 1         | 2         | 1         | 1         | 11         |
| North | Dearborn   | B3 CHICAGO-ELKHART         | 2         |           | 1         | 2         | 3         | 1         |           | 9          |
| North | Pittsburgh | C3 CONWAY-CLEVELAND        |           |           | 2         | 2         | 2         | 2         | 1         | 9          |
| North | Dearborn   | B2 ELKHART-TOLEDO          |           | 3         |           | 1         | 1         | 1         | 2         | 8          |
| North | Pittsburgh | C6 CANTON-CRESTLINE        | 1         |           |           | 1         | 1         | 2         |           | 5          |
| North | Pittsburgh | C7 CONWAY-ASHTABULA        | 1         |           |           |           | 2         | 2         |           | 5          |
| North | Dearborn   | B0 TOLEDO-DETROIT          |           |           |           | 2         | 1         |           | 1         | 4          |
| North | Harrisburg | H0 NORTH JERSEY-           |           | 1         |           |           | 1         | 1         |           | 3          |
| North | Dearborn   | B9 GOSHEN-ANDERSON         |           |           | 2         |           |           |           |           | 2          |
| North | Harrisburg | H7 CORNING-BUFFALO         |           | 1         |           | 1         |           |           |           | 2          |
| North | Pittsburgh | C0 CONNEAUT-CLEVELAND      | 1         | 1         |           |           |           |           |           | 2          |
| North | Pittsburgh | C5 CONWAY-POWHATAN         | 1         |           |           |           |           | 1         |           | 2          |
| North | Harrisburg | 91 ST. THOMAS-BUFFALO (CN) | 1         |           |           |           |           |           |           | 1          |
| North | Harrisburg | H1 HARRISBURG-HAGERSTOWN   |           |           |           |           |           |           | 1         | 1          |
| North | Harrisburg | H5 HAZELTON-NORTH JERSEY   |           |           |           |           |           |           | 1         | 1          |
| North | Harrisburg | H8 BUFFALO-RENOVA (ERIE)   |           |           |           | 1         |           |           |           | 1          |
| North | Harrisburg | H9 RENOVA-HARRISBURG       |           |           |           | 1         |           |           |           | 1          |
| North | Harrisburg | HB CORNING-BINGHAMPTON     | 1         |           |           |           |           |           |           | 1          |
|       |            | <b>Network</b>             | <b>15</b> | <b>14</b> | <b>12</b> | <b>20</b> | <b>22</b> | <b>19</b> | <b>19</b> | <b>121</b> |

# ROAD/LOCAL RECREWS

5/7/2006 To 5/13/2006

## High Incidence Trains

| REGION                | DIVISION | LINE DESCRIPTION    | TRAIN | SUN      | MON      | TUE      | WED      | THU      | FRI      | SAT      | TOTAL     |
|-----------------------|----------|---------------------|-------|----------|----------|----------|----------|----------|----------|----------|-----------|
| North                 | Dearborn | B1 TOLEDO-CLEVELAND | 10M   |          | 1        |          |          | 1        |          | 1        | 3         |
| North                 | Dearborn | B3 CHICAGO-ELKHART  | 174   | 1        |          |          |          | 1        |          |          | 2         |
| North                 | Dearborn | B1 TOLEDO-CLEVELAND | 17M   | 1        |          | 1        |          |          |          |          | 2         |
| North                 | Dearborn | B2 ELKHART-TOLEDO   | 20Q   |          |          |          | 1        |          |          | 1        | 2         |
| North                 | Dearborn | B0 TOLEDO-DETROIT   | 263   |          |          |          | 1        | 1        |          |          | 2         |
| North                 | Dearborn | B3 CHICAGO-ELKHART  | 34J   |          |          |          | 1        | 1        |          |          | 2         |
| North                 | Dearborn | B2 ELKHART-TOLEDO   | 10M   |          |          |          |          |          | 1        |          | 1         |
| North                 | Dearborn | B1 TOLEDO-CLEVELAND | 10R   |          |          |          | 1        |          |          |          | 1         |
| North                 | Dearborn | B9 GOSHEN-ANDERSON  | 143   |          |          | 1        |          |          |          |          | 1         |
| North                 | Dearborn | B3 CHICAGO-ELKHART  | 14A   |          |          |          | 1        |          |          |          | 1         |
| North                 | Dearborn | B2 ELKHART-TOLEDO   | 14Q   |          | 1        |          |          |          |          |          | 1         |
| North                 | Dearborn | B1 TOLEDO-CLEVELAND | 16N   |          | 1        |          |          |          |          |          | 1         |
| North                 | Dearborn | B9 GOSHEN-ANDERSON  | 174   |          |          | 1        |          |          |          |          | 1         |
| North                 | Dearborn | B2 ELKHART-TOLEDO   | 17M   |          | 1        |          |          |          |          |          | 1         |
| North                 | Dearborn | B0 TOLEDO-DETROIT   | 18Q   |          |          |          |          |          |          | 1        | 1         |
| North                 | Dearborn | B3 CHICAGO-ELKHART  | 21M   |          |          |          |          | 1        |          |          | 1         |
| North                 | Dearborn | B2 ELKHART-TOLEDO   | 31A   |          |          |          |          |          |          | 1        | 1         |
| North                 | Dearborn | B3 CHICAGO-ELKHART  | 37M   | 1        |          |          |          |          |          |          | 1         |
| North                 | Dearborn | B0 TOLEDO-DETROIT   | 39E   |          |          |          | 1        |          |          |          | 1         |
| North                 | Dearborn | B2 ELKHART-TOLEDO   | 51E   |          | 1        |          |          |          |          |          | 1         |
| North                 | Dearborn | B1 TOLEDO-CLEVELAND | 559   |          |          |          |          | 1        |          |          | 1         |
| North                 | Dearborn | B1 TOLEDO-CLEVELAND | 65Z   |          | 1        |          |          |          |          |          | 1         |
| North                 | Dearborn | B2 ELKHART-TOLEDO   | 665   |          |          |          |          | 1        |          |          | 1         |
| North                 | Dearborn | B1 TOLEDO-CLEVELAND | 69Q   |          |          |          |          |          | 1        |          | 1         |
| North                 | Dearborn | B3 CHICAGO-ELKHART  | 69Q   |          |          | 1        |          |          |          |          | 1         |
| North                 | Dearborn | B1 TOLEDO-CLEVELAND | 85W   |          |          | 1        |          |          |          |          | 1         |
| North                 | Dearborn | B3 CHICAGO-ELKHART  | 861   |          |          |          |          |          | 1        |          | 1         |
| <b>Dearborn Total</b> |          |                     |       | <b>3</b> | <b>6</b> | <b>5</b> | <b>6</b> | <b>7</b> | <b>3</b> | <b>4</b> | <b>34</b> |

# ROAD/LOCAL

5/1/2005 To 5/14/2006

## RECREWS Weekly Detail

Recrew 5

### by Train

| REGION | DIVISION | LINE              | TRAI             | WEEK         | SUN | MON | TUE      | WED      | THU      | FRI      | SAT      | Total     |
|--------|----------|-------------------|------------------|--------------|-----|-----|----------|----------|----------|----------|----------|-----------|
| North  | Dearborn | B0 TOLEDO-DETROIT |                  |              |     |     |          |          |          |          |          |           |
|        |          |                   | 21N              | 5/22/2005    |     |     |          |          | 1        |          |          |           |
|        |          |                   | 21N              | 8/14/2005    |     |     |          | 1        |          |          |          |           |
|        |          |                   | 21N              | 8/28/2005    |     |     |          | 1        |          |          |          |           |
|        |          |                   | 21N              | 9/11/2005    |     |     |          |          | 1        |          |          |           |
|        |          |                   | 21N              | 9/18/2005    |     |     |          | 1        |          |          |          |           |
|        |          |                   | 21N              | 9/25/2005    |     |     |          | 1        |          |          |          |           |
|        |          |                   | 21N              | 10/2/2005    |     |     | 1        |          |          |          |          |           |
|        |          |                   | 21N              | 10/16/20     |     |     |          | 1        |          |          | 1        |           |
|        |          |                   | 21N              | 11/6/2005    |     |     |          | 1        |          |          |          |           |
|        |          |                   | 21N              | 1/1/2006     |     |     |          |          |          |          | 1        |           |
|        |          |                   | 21N              | 1/8/2006     |     |     |          |          |          |          | 1        |           |
|        |          |                   | <b>Train 21N</b> | <b>Total</b> |     |     | <b>1</b> | <b>6</b> | <b>2</b> |          | <b>3</b> | <b>12</b> |
|        |          |                   | 263              | 5/1/2005     |     |     |          |          |          |          | 1        |           |
|        |          |                   | 263              | 6/12/2005    |     |     |          |          |          |          | 1        |           |
|        |          |                   | 263              | 6/19/2005    |     |     |          |          |          |          | 1        |           |
|        |          |                   | 263              | 7/17/2005    |     |     | 1        | 1        |          |          |          |           |
|        |          |                   | 263              | 9/4/2005     |     |     |          |          |          |          | 1        |           |
|        |          |                   | 263              | 9/25/2005    |     |     |          |          |          |          | 1        |           |
|        |          |                   | 263              | 10/2/2005    |     |     | 1        |          |          |          |          |           |
|        |          |                   | 263              | 10/23/20     |     |     |          |          | 1        |          |          |           |
|        |          |                   | 263              | 11/6/2005    |     |     |          |          | 1        |          |          |           |
|        |          |                   | 263              | 11/27/20     |     |     |          |          |          |          | 1        |           |
|        |          |                   | 263              | 12/4/2005    |     |     | 1        |          | 1        |          | 1        |           |
|        |          |                   | 263              | 12/11/20     |     |     |          |          | 1        |          |          |           |
|        |          |                   | 263              | 12/18/20     |     |     | 1        |          |          |          |          |           |
|        |          |                   | 263              | 1/15/2006    |     |     | 1        | 1        |          |          |          |           |
|        |          |                   | 263              | 1/22/2006    |     |     | 1        |          |          |          |          |           |
|        |          |                   | 263              | 2/5/2006     |     |     |          | 1        | 1        |          |          |           |
|        |          |                   | 263              | 2/26/2006    |     |     | 1        |          |          |          |          |           |
|        |          |                   | 263              | 3/19/2006    |     |     |          |          |          | 1        |          |           |
|        |          |                   | 263              | 4/16/2006    |     |     |          |          |          | 1        |          |           |
|        |          |                   | 263              | 5/7/2006     |     |     |          | 1        | 1        |          |          |           |
|        |          |                   | <b>Train 263</b> | <b>Total</b> |     |     | <b>7</b> | <b>4</b> | <b>6</b> | <b>2</b> | <b>7</b> | <b>26</b> |

- Overtime Reports

# Region Statistics (Average)

Regional Road/Local Report

4/16/2006 to 5/13/2006

| Region | Week                 | Trains | Initial Terminal (min) | Road Time (hrs) | On Duty Time (hrs) | Straight Time (hrs) | Over Time (hrs) |
|--------|----------------------|--------|------------------------|-----------------|--------------------|---------------------|-----------------|
| East   | 4/16/2006            | 1920   | 82                     | 6.68            | 8.72               | 6.59                | 2.13            |
| East   | 4/23/2006            | 1987   | 85                     | 6.53            | 8.64               | 6.58                | 2.05            |
| East   | 4/30/2006            | 1971   | 83                     | 6.54            | 8.63               | 6.57                | 2.06            |
| East   | 5/7/2006             | 1959   | 82                     | 6.74            | 8.78               | 6.66                | 2.12            |
|        | <u>Local</u> Average |        | 83                     | 6.62            | 8.69               | 6.60                | 2.09            |
| East   | 4/16/2006            | 2219   | 95                     | 5.91            | 8.39               | 6.90                | 1.50            |
| East   | 4/23/2006            | 2278   | 92                     | 5.87            | 8.30               | 6.86                | 1.43            |
| East   | 4/30/2006            | 2233   | 94                     | 5.93            | 8.39               | 6.90                | 1.49            |
| East   | 5/7/2006             | 2269   | 94                     | 5.91            | 8.37               | 6.92                | 1.45            |
|        | <u>Road</u> Average  |        | 94                     | 5.91            | 8.36               | 6.89                | 1.47            |
| North  | 4/16/2006            | 2045   | 87                     | 6.18            | 8.15               | 6.43                | 1.73            |
| North  | 4/23/2006            | 2074   | 89                     | 6.36            | 8.38               | 6.56                | 1.81            |
| North  | 4/30/2006            | 1946   | 90                     | 6.33            | 8.40               | 6.54                | 1.86            |
| North  | 5/7/2006             | 1973   | 90                     | 6.41            | 8.45               | 6.57                | 1.89            |
|        | <u>Local</u> Average |        | 89                     | 6.32            | 8.35               | 6.52                | 1.82            |
| North  | 4/16/2006            | 3405   | 113                    | 5.86            | 8.90               | 7.23                | 1.67            |
| North  | 4/23/2006            | 3495   | 117                    | 5.91            | 9.05               | 7.28                | 1.76            |
| North  | 4/30/2006            | 3568   | 116                    | 6.00            | 9.09               | 7.25                | 1.84            |
| North  | 5/7/2006             | 3581   | 118                    | 5.98            | 9.14               | 7.29                | 1.85            |
|        | <u>Road</u> Average  |        | 116                    | 5.94            | 9.04               | 7.26                | 1.78            |
| Other  | 4/16/2006            | 32     | 0                      | 0.75            | 0.75               | 0.75                | 0.00            |
| Other  | 4/23/2006            | 37     | 0                      | 0.64            | 0.64               | 0.64                | 0.00            |
| Other  | 4/30/2006            | 45     | 0                      | 0.68            | 0.68               | 0.68                | 0.00            |
| Other  | 5/7/2006             | 31     | 0                      | 0.76            | 0.76               | 0.76                | 0.00            |
|        | <u>Local</u> Average |        | 0                      | 0.71            | 0.71               | 0.71                | 0.00            |
| West   | 4/16/2006            | 2219   | 69                     | 5.61            | 7.35               | 5.92                | 1.43            |
| West   | 4/23/2006            | 2181   | 68                     | 5.71            | 7.45               | 6.01                | 1.44            |
| West   | 4/30/2006            | 2187   | 66                     | 5.68            | 7.36               | 5.96                | 1.40            |
| West   | 5/7/2006             | 2167   | 68                     | 5.73            | 7.49               | 6.03                | 1.46            |
|        | <u>Local</u> Average |        | 68                     | 5.68            | 7.41               | 5.98                | 1.43            |

# Division Statistics (Average)

North Region Road/Local Report

4/16/2006 to 5/13/2006

| Division   | Week                 | Trains | Initial Terminal (min) | Road Time (hrs) | On Duty Time (hrs) | Straight Time (hrs) | Over Time (hrs) |
|------------|----------------------|--------|------------------------|-----------------|--------------------|---------------------|-----------------|
| Dearborn   | 4/16/2006            | 421    | 87                     | 5.21            | 7.26               | 5.63                | 1.63            |
| Dearborn   | 4/23/2006            | 426    | 78                     | 5.48            | 7.45               | 5.73                | 1.71            |
| Dearborn   | 4/30/2006            | 440    | 77                     | 5.41            | 7.33               | 5.55                | 1.78            |
| Dearborn   | 5/7/2006             | 445    | 85                     | 5.42            | 7.50               | 5.66                | 1.84            |
|            | <u>Local</u> Average |        | 82                     | 5.38            | 7.38               | 5.64                | 1.74            |
| Dearborn   | 4/16/2006            | 1,304  | 131                    | 5.12            | 8.85               | 7.17                | 1.68            |
| Dearborn   | 4/23/2006            | 1,329  | 135                    | 5.18            | 9.09               | 7.28                | 1.82            |
| Dearborn   | 4/30/2006            | 1,365  | 135                    | 5.30            | 9.13               | 7.25                | 1.88            |
| Dearborn   | 5/7/2006             | 1,383  | 138                    | 5.25            | 9.18               | 7.28                | 1.90            |
|            | <u>Road</u> Average  |        | 135                    | 5.21            | 9.06               | 7.24                | 1.82            |
| Harrisburg | 4/16/2006            | 769    | 85                     | 6.64            | 8.62               | 6.66                | 1.96            |
| Harrisburg | 4/23/2006            | 775    | 91                     | 6.80            | 8.93               | 6.86                | 2.07            |
| Harrisburg | 4/30/2006            | 627    | 94                     | 6.75            | 8.93               | 6.89                | 2.04            |
| Harrisburg | 5/7/2006             | 624    | 92                     | 6.73            | 8.84               | 6.85                | 1.99            |
|            | <u>Local</u> Average |        | 91                     | 6.73            | 8.83               | 6.82                | 2.01            |
| Harrisburg | 4/16/2006            | 794    | 112                    | 6.32            | 9.36               | 7.40                | 1.96            |
| Harrisburg | 4/23/2006            | 818    | 115                    | 6.29            | 9.37               | 7.39                | 1.99            |
| Harrisburg | 4/30/2006            | 814    | 109                    | 6.23            | 9.20               | 7.36                | 1.84            |
| Harrisburg | 5/7/2006             | 801    | 111                    | 6.26            | 9.27               | 7.34                | 1.93            |
|            | <u>Road</u> Average  |        | 112                    | 6.27            | 9.30               | 7.37                | 1.93            |
| Pittsburgh | 4/16/2006            | 855    | 89                     | 6.24            | 8.17               | 6.61                | 1.56            |
| Pittsburgh | 4/23/2006            | 873    | 91                     | 6.39            | 8.34               | 6.71                | 1.63            |
| Pittsburgh | 4/30/2006            | 879    | 95                     | 6.50            | 8.56               | 6.78                | 1.78            |
| Pittsburgh | 5/7/2006             | 904    | 92                     | 6.68            | 8.66               | 6.81                | 1.84            |
|            | <u>Local</u> Average |        | 92                     | 6.45            | 8.43               | 6.73                | 1.70            |
| Pittsburgh | 4/16/2006            | 1,307  | 95                     | 6.32            | 8.66               | 7.18                | 1.48            |
| Pittsburgh | 4/23/2006            | 1,348  | 100                    | 6.39            | 8.81               | 7.23                | 1.58            |
| Pittsburgh | 4/30/2006            | 1,389  | 101                    | 6.55            | 8.98               | 7.18                | 1.79            |
| Pittsburgh | 5/7/2006             | 1,397  | 103                    | 6.54            | 9.03               | 7.28                | 1.75            |
|            | <u>Road</u> Average  |        | 100                    | 6.45            | 8.87               | 7.22                | 1.65            |

# Sub District Statistics (Average)

North Region Road/Local Report  
4/16/2006 to 5/13/2006

| Division                        | Sub District | Week | Trains               | Initial Terminal (min) | Road Time (hrs) | On Duty Time (hrs) | Straight Time (hrs) | Over Time (hrs) |      |
|---------------------------------|--------------|------|----------------------|------------------------|-----------------|--------------------|---------------------|-----------------|------|
| <u>Elkhart-Chicago District</u> |              |      |                      |                        |                 |                    |                     |                 |      |
|                                 | Dearborn     | CG   | 4/16/2006            | 114                    | 96              | 7.04               | 9.44                | 7.23            | 2.21 |
|                                 | Dearborn     | CG   | 4/23/2006            | 126                    | 91              | 6.57               | 8.98                | 6.97            | 2.01 |
|                                 | Dearborn     | CG   | 4/30/2006            | 128                    | 93              | 6.12               | 8.60                | 6.44            | 2.16 |
|                                 | Dearborn     | CG   | 5/7/2006             | 121                    | 85              | 6.26               | 8.63                | 6.65            | 1.98 |
|                                 |              |      | <u>Local</u> Average |                        | 91              | 6.50               | 8.91                | 6.82            | 2.09 |
| <u>Elkhart-Chicago District</u> |              |      |                      |                        |                 |                    |                     |                 |      |
|                                 | Dearborn     | CG   | 4/16/2006            | 321                    | 162             | 4.77               | 10.08               | 7.55            | 2.54 |
|                                 | Dearborn     | CG   | 4/23/2006            | 329                    | 170             | 4.75               | 10.21               | 7.55            | 2.66 |
|                                 | Dearborn     | CG   | 4/30/2006            | 341                    | 163             | 5.25               | 10.58               | 7.62            | 2.96 |
|                                 | Dearborn     | CG   | 5/7/2006             | 339                    | 171             | 4.86               | 10.42               | 7.53            | 2.89 |
|                                 |              |      | <u>Road</u> Average  |                        | 167             | 4.91               | 10.32               | 7.56            | 2.76 |
| <u>Chicago Yard</u>             |              |      |                      |                        |                 |                    |                     |                 |      |
|                                 | Dearborn     | CH   | 4/16/2006            | 6                      | 88              | 7.43               | 9.94                | 6.83            | 3.11 |
|                                 | Dearborn     | CH   | 4/23/2006            | 5                      | 108             | 9.55               | 12.83               | 8.00            | 4.83 |
|                                 | Dearborn     | CH   | 4/30/2006            | 5                      | 119             | 9.10               | 12.72               | 8.00            | 4.72 |
|                                 | Dearborn     | CH   | 5/7/2006             | 5                      | 91              | 9.18               | 11.87               | 8.00            | 3.87 |
|                                 |              |      | <u>Local</u> Average |                        | 102             | 8.82               | 11.84               | 7.71            | 4.13 |
| <u>Cleveland District</u>       |              |      |                      |                        |                 |                    |                     |                 |      |
|                                 | Dearborn     | CV   | 4/16/2006            | 6                      | 80              | 4.18               | 6.11                | 5.02            | 1.10 |
|                                 | Dearborn     | CV   | 4/23/2006            | 5                      | 100             | 3.32               | 5.79                | 4.99            | 0.80 |
|                                 | Dearborn     | CV   | 4/30/2006            | 5                      | 71              | 2.43               | 4.12                | 3.82            | 0.30 |
|                                 | Dearborn     | CV   | 5/7/2006             | 5                      | 51              | 3.37               | 4.71                | 3.91            | 0.80 |
|                                 |              |      | <u>Local</u> Average |                        | 76              | 3.32               | 5.18                | 4.43            | 0.75 |
| <u>Cleveland District</u>       |              |      |                      |                        |                 |                    |                     |                 |      |
|                                 | Dearborn     | CV   | 4/16/2006            | 31                     | 72              | 6.19               | 8.85                | 7.60            | 1.25 |
|                                 | Dearborn     | CV   | 4/23/2006            | 37                     | 116             | 7.02               | 10.46               | 7.79            | 2.66 |
|                                 | Dearborn     | CV   | 4/30/2006            | 33                     | 120             | 6.63               | 9.67                | 7.65            | 2.02 |
|                                 | Dearborn     | CV   | 5/7/2006             | 32                     | 124             | 7.08               | 10.57               | 7.79            | 2.77 |
|                                 |              |      | <u>Road</u> Average  |                        | 108             | 6.73               | 9.89                | 7.71            | 2.18 |

# Sub District Train Statistics

North Region  
4/16/2006 to 5/13/2006

Minimum Weekly Train Average > 4 Trains  
Minimum Weekly On Duty Average > 10.0 hours

| Division                        | Sub District | Week      | Train     | #       | Initial Terminal (min) | Road Time (hrs) | On Duty Time (hrs) | Straight Time (hrs) | Over Time (hrs) |
|---------------------------------|--------------|-----------|-----------|---------|------------------------|-----------------|--------------------|---------------------|-----------------|
| <u>Elkhart-Chicago District</u> |              |           |           |         |                        |                 |                    |                     |                 |
| Dearborn                        | CG           | 4/16/2006 | B02       | 5       | 51                     | 7.13            | 8.82               | 7.68                | 1.13            |
| Dearborn                        | CG           | 4/23/2006 | B02       | 5       | 61                     | 6.98            | 8.93               | 7.93                | 1.00            |
| Dearborn                        | CG           | 4/30/2006 | B02       | 5       | 57                     | 8.47            | 10.62              | 8.00                | 2.62            |
| Dearborn                        | CG           | 5/7/2006  | B02       | 5       | 66                     | 7.60            | 9.38               | 7.70                | 1.68            |
|                                 |              |           | Local B02 | Average | 59                     | 7.55            | 9.44               | 7.83                | 1.61            |
| Dearborn                        | CG           | 4/16/2006 | B03       | 6       | 51                     | 8.46            | 9.57               | 7.42                | 2.15            |
| Dearborn                        | CG           | 4/23/2006 | B03       | 6       | 102                    | 6.63            | 8.56               | 7.29                | 1.27            |
| Dearborn                        | CG           | 4/30/2006 | B03       | 6       | 66                     | 10.14           | 11.68              | 8.00                | 3.68            |
| Dearborn                        | CG           | 5/7/2006  | B03       | 6       | 72                     | 5.78            | 7.12               | 6.46                | 0.66            |
|                                 |              |           | Local B03 | Average | 73                     | 7.75            | 9.23               | 7.29                | 1.94            |
| Dearborn                        | CG           | 4/16/2006 | B04       | 5       | 39                     | 6.75            | 8.48               | 7.78                | 0.70            |
| Dearborn                        | CG           | 4/23/2006 | B04       | 5       | 97                     | 6.90            | 9.42               | 7.62                | 1.80            |
| Dearborn                        | CG           | 4/30/2006 | B04       | 5       | 99                     | 6.33            | 8.88               | 6.97                | 1.92            |
| Dearborn                        | CG           | 5/7/2006  | B04       | 5       | 115                    | 6.87            | 10.07              | 7.77                | 2.30            |
|                                 |              |           | Local B04 | Average | 88                     | 6.71            | 9.21               | 7.53                | 1.68            |
| Dearborn                        | CG           | 4/16/2006 | B05       | 5       | 141                    | 7.25            | 9.93               | 7.80                | 2.13            |
| Dearborn                        | CG           | 4/23/2006 | B05       | 4       | 99                     | 7.83            | 9.69               | 7.59                | 2.10            |
| Dearborn                        | CG           | 4/30/2006 | B05       | 4       | 142                    | 7.27            | 11.04              | 7.98                | 3.06            |
| Dearborn                        | CG           | 5/7/2006  | B05       | 6       | 83                     | 5.28            | 8.40               | 7.67                | 0.73            |
|                                 |              |           | Local B05 | Average | 116                    | 6.91            | 9.76               | 7.76                | 2.00            |
| Dearborn                        | CG           | 4/16/2006 | B06       | 6       | 179                    | 6.75            | 10.69              | 8.00                | 2.69            |
| Dearborn                        | CG           | 4/23/2006 | B06       | 6       | 113                    | 7.61            | 10.62              | 7.89                | 2.73            |
| Dearborn                        | CG           | 4/30/2006 | B06       | 6       | 168                    | 5.75            | 9.39               | 6.87                | 2.52            |
| Dearborn                        | CG           | 5/7/2006  | B06       | 6       | 87                     | 9.98            | 11.83              | 8.00                | 3.83            |
|                                 |              |           | Local B06 | Average | 137                    | 7.52            | 10.63              | 7.69                | 2.95            |
| Dearborn                        | CG           | 4/16/2006 | B07       | 5       | 15                     | 8.78            | 9.30               | 7.77                | 1.53            |
| Dearborn                        | CG           | 4/23/2006 | B07       | 5       | 15                     | 10.40           | 11.27              | 8.00                | 3.27            |
| Dearborn                        | CG           | 4/30/2006 | B07       | 5       | 15                     | 9.97            | 10.57              | 7.83                | 2.73            |
| Dearborn                        | CG           | 5/7/2006  | B07       | 5       | 102                    | 5.08            | 7.33               | 6.60                | 0.73            |
|                                 |              |           | Local B07 | Average | 37                     | 8.56            | 9.62               | 7.55                | 2.07            |
| Dearborn                        | CG           | 4/16/2006 | B09       | 7       | 200                    | 7.11            | 11.39              | 8.00                | 3.39            |
| Dearborn                        | CG           | 4/23/2006 | B09       | 7       | 109                    | 6.64            | 9.59               | 7.89                | 1.70            |
| Dearborn                        | CG           | 4/30/2006 | B09       | 7       | 154                    | 7.60            | 10.90              | 7.93                | 2.98            |
| Dearborn                        | CG           | 5/7/2006  | B09       | 7       | 206                    | 7.50            | 11.64              | 8.00                | 3.64            |
|                                 |              |           | Local B09 | Average | 167                    | 7.21            | 10.88              | 7.95                | 2.93            |
| Dearborn                        | CG           | 4/16/2006 | B11       | 5       | 131                    | 8.46            | 12.22              | 8.00                | 4.22            |
| Dearborn                        | CG           | 4/23/2006 | B11       | 5       | 147                    | 7.68            | 11.21              | 7.82                | 3.39            |
| Dearborn                        | CG           | 4/30/2006 | B11       | 5       | 114                    | 8.81            | 11.61              | 8.00                | 3.61            |
| Dearborn                        | CG           | 5/7/2006  | B11       | 5       | 105                    | 8.61            | 11.51              | 8.00                | 3.51            |
|                                 |              |           | Local B11 | Average | 124                    | 8.39            | 11.64              | 7.95                | 3.68            |
| Dearborn                        | CG           | 4/16/2006 | B12       | 5       | 91                     | 8.55            | 10.35              | 7.94                | 2.41            |
| Dearborn                        | CG           | 4/23/2006 | B12       | 5       | 181                    | 4.24            | 10.97              | 8.00                | 2.97            |
| Dearborn                        | CG           | 4/30/2006 | B12       | 5       | 179                    | 3.90            | 10.58              | 8.00                | 2.58            |
| Dearborn                        | CG           | 5/7/2006  | B12       | 5       | 157                    | 4.18            | 10.90              | 7.89                | 3.01            |

# Sub District Train Statistics

North Region  
4/16/2006 to 5/13/2006

Minimum Weekly Train Average > 1 Trains  
Minimum Weekly On Duty Average > 12.0 hours

| Division                        | Sub District | Week      | Train            | #       | Initial Terminal (min) | Road Time (hrs) | On Duty Time (hrs) | Straight Time (hrs) | Over Time (hrs) |
|---------------------------------|--------------|-----------|------------------|---------|------------------------|-----------------|--------------------|---------------------|-----------------|
| <u>Elkhart-Chicago District</u> |              |           |                  |         |                        |                 |                    |                     |                 |
| Dearborn                        | CG           | 4/16/2006 | B11              | 5       | 131                    | 8.46            | 12.22              | 8.00                | 4.22            |
| Dearborn                        | CG           | 4/23/2006 | B11              | 5       | 147                    | 7.68            | 11.21              | 7.82                | 3.39            |
| Dearborn                        | CG           | 4/30/2006 | B11              | 5       | 114                    | 8.81            | 11.61              | 8.00                | 3.61            |
| Dearborn                        | CG           | 5/7/2006  | B11              | 5       | 105                    | 8.61            | 11.51              | 8.00                | 3.51            |
|                                 |              |           | Local <u>B11</u> | Average | 124                    | 8.39            | 11.64              | 7.95                | 3.68            |
| Dearborn                        | CG           | 4/16/2006 | B1A              | 5       | 135                    | 7.85            | 12.00              | 8.00                | 4.00            |
| Dearborn                        | CG           | 4/23/2006 | B1A              | 5       | 132                    | 8.10            | 12.05              | 8.00                | 4.05            |
| Dearborn                        | CG           | 4/30/2006 | B1A              | 5       | 222                    | 6.30            | 12.00              | 8.00                | 4.00            |
| Dearborn                        | CG           | 5/7/2006  | B1A              | 5       | 199                    | 6.78            | 12.03              | 8.00                | 4.03            |
|                                 |              |           | Local <u>B1A</u> | Average | 172                    | 7.26            | 12.02              | 8.00                | 4.02            |
| Dearborn                        | CG           | 4/16/2006 | B1T              | 5       | 161                    | 8.65            | 13.20              | 8.00                | 5.20            |
| Dearborn                        | CG           | 4/23/2006 | B1T              | 5       | 90                     | 8.66            | 12.37              | 8.00                | 4.37            |
| Dearborn                        | CG           | 4/30/2006 | B1T              | 5       | 79                     | 9.99            | 13.22              | 8.00                | 5.22            |
| Dearborn                        | CG           | 5/7/2006  | B1T              | 5       | 88                     | 9.83            | 12.88              | 8.00                | 4.88            |
|                                 |              |           | Local <u>B1T</u> | Average | 105                    | 9.28            | 12.92              | 8.00                | 4.92            |
| Dearborn                        | CG           | 4/16/2006 | B3T              | 5       | 188                    | 8.72            | 12.84              | 8.00                | 4.84            |
| Dearborn                        | CG           | 4/23/2006 | B3T              | 5       | 222                    | 9.43            | 13.88              | 8.00                | 5.88            |
| Dearborn                        | CG           | 4/30/2006 | B3T              | 5       | 92                     | 11.12           | 13.42              | 8.00                | 5.42            |
| Dearborn                        | CG           | 5/7/2006  | B3T              | 5       | 102                    | 9.40            | 11.77              | 8.00                | 3.77            |
|                                 |              |           | Local <u>B3T</u> | Average | 151                    | 9.67            | 12.98              | 8.00                | 4.98            |
| <u>Elkhart-Chicago District</u> |              |           |                  |         |                        |                 |                    |                     |                 |
| Dearborn                        | CG           | 4/23/2006 | 01P              | 2       | 45                     | 7.87            | 9.46               | 7.54                | 1.92            |
| Dearborn                        | CG           | 4/30/2006 | 01P              | 1       | 45                     | 12.17           | 12.98              | 8.00                | 4.98            |
|                                 |              |           | Road <u>01P</u>  | Average | 45                     | 10.02           | 11.22              | 7.77                | 3.45            |
| Dearborn                        | CG           | 4/16/2006 | 044              | 1       | 590                    | 3.50            | 13.42              | 8.00                | 5.42            |
|                                 |              |           | Road <u>044</u>  | Average | 590                    | 3.50            | 13.42              | 8.00                | 5.42            |
| Dearborn                        | CG           | 5/7/2006  | 072              | 1       | 250                    | 5.25            | 13.33              | 8.00                | 5.33            |
|                                 |              |           | Road <u>072</u>  | Average | 250                    | 5.25            | 13.33              | 8.00                | 5.33            |
| Dearborn                        | CG           | 5/7/2006  | 075              | 1       | 150                    | 7.67            | 14.92              | 8.00                | 6.92            |
|                                 |              |           | Road <u>075</u>  | Average | 150                    | 7.67            | 14.92              | 8.00                | 6.92            |
| Dearborn                        | CG           | 5/7/2006  | 077              | 1       | 85                     | 9.17            | 14.25              | 8.00                | 6.25            |
|                                 |              |           | Road <u>077</u>  | Average | 85                     | 9.17            | 14.25              | 8.00                | 6.25            |
| Dearborn                        | CG           | 5/7/2006  | 078              | 1       | 165                    | 7.00            | 17.00              | 8.00                | 9.00            |
|                                 |              |           | Road <u>078</u>  | Average | 165                    | 7.00            | 17.00              | 8.00                | 9.00            |
| Dearborn                        | CG           | 4/16/2006 | 13K              | 1       | 111                    | 6.98            | 13.83              | 8.00                | 5.83            |
|                                 |              |           | Road <u>13K</u>  | Average | 111                    | 6.98            | 13.83              | 8.00                | 5.83            |
| Dearborn                        | CG           | 4/16/2006 | 174              | 7       | 272                    | 4.00            | 12.40              | 8.00                | 4.40            |
| Dearborn                        | CG           | 4/23/2006 | 174              | 9       | 240                    | 3.89            | 11.40              | 8.00                | 3.40            |
| Dearborn                        | CG           | 4/30/2006 | 174              | 8       | 211                    | 4.69            | 13.80              | 8.00                | 5.80            |
| Dearborn                        | CG           | 5/7/2006  | 174              | 9       | 220                    | 4.22            | 12.40              | 8.00                | 4.40            |
|                                 |              |           | Road <u>174</u>  | Average | 236                    | 4.20            | 12.50              | 8.00                | 4.50            |
| Dearborn                        | CG           | 4/16/2006 | 17V              | 7       | 210                    | 3.23            | 13.85              | 8.00                | 5.85            |

- Budgeted Trains Report

# *Train Counts*

4/1/2006 To 4/30/2006

| <i>Division</i> |          | <i>Train Type</i>                  | <i>Count</i>  |
|-----------------|----------|------------------------------------|---------------|
| Dearborn        | Division | Yard Total                         | 3,704         |
| Dearborn        | Division | Triple Total                       | 82            |
| Dearborn        | Division | Road/Local Total                   | 6,355         |
|                 |          | <b>Dearborn Division<br/>Total</b> | <b>10,141</b> |

# Train Counts

4/1/2006 To 4/30/2006

| Region | Division | RIN DESCRIPT     | Sub | Pool | TRAIN   | Count | Train Type | RIN   |
|--------|----------|------------------|-----|------|---------|-------|------------|-------|
| North  | Dearborn | Chicago Van Yard | CH  | BC   | BC02 BC | 30    | Yard       | 79201 |
| North  | Dearborn | Chicago Van Yard | CH  | BC   | BC03 BC | 30    | Yard       | 79201 |
| North  | Dearborn | Chicago Van Yard | CH  | BC   | BC05 BC | 30    | Yard       | 79201 |
| North  | Dearborn | Chicago Van Yard | CH  | BC   | BC06 BC | 25    | Yard       | 79201 |
| North  | Dearborn | Chicago Van Yard | CH  | BC   | BC07 BC | 30    | Yard       | 79201 |
| North  | Dearborn | Chicago Van Yard | CH  | BC   | BC08 BC | 20    | Yard       | 79201 |
| North  | Dearborn | Chicago Van Yard | CH  | BC   | BC24 BC | 1     | Yard       | 79201 |
| North  | Dearborn | Chicago Van Yard | CH  | BC   | BC25 BC | 21    | Yard       | 79201 |
| North  | Dearborn | Chicago Van Yard | CH  | BC   | BC31 BC | 30    | Yard       | 79201 |
| North  | Dearborn | Chicago Van Yard | CH  | BC   | BC32 BC | 30    | Yard       | 79201 |
| North  | Dearborn | Chicago Van Yard | CH  | BC   | BC34 BC | 5     | Yard       | 79201 |
| North  | Dearborn | Chicago Van Yard | CH  | BC   | BC35 BC | 25    | Yard       | 79201 |
| North  | Dearborn | Chicago Van Yard | CH  | BC   | BC36 BC | 30    | Yard       | 79201 |
| North  | Dearborn | Chicago Van Yard | CH  | BC   | BC39 BC | 4     | Yard       | 79201 |
| North  | Dearborn | Chicago Van Yard | CH  | BC   | BC41 BC | 30    | Yard       | 79201 |
| North  | Dearborn | Chicago Van Yard | CH  | BC   | BC42 BC | 30    | Yard       | 79201 |
| North  | Dearborn | Chicago Van Yard | CH  | BC   | BC43 BC | 20    | Yard       | 79201 |
| North  | Dearborn | Chicago Van Yard | CH  | BC   | BC45 BC | 21    | Yard       | 79201 |
| North  | Dearborn | Chicago Van Yard | CH  | BC   | BC46 BC | 28    | Yard       | 79201 |
| North  | Dearborn | Chicago Van Yard | CH  | BC   | BC47 BC | 4     | Yard       | 79201 |
| North  | Dearborn | Chicago Van Yard | CH  | BC   | BC48 BC | 30    | Yard       | 79201 |
| North  | Dearborn | Chicago Van Yard | CH  | BC   | BC90 BC | 13    | Yard       | 79201 |
| North  | Dearborn | Chicago Van Yard | CH  | BC   | BC91 BC | 5     | Yard       | 79201 |
| North  | Dearborn | Chicago Van Yard | CH  | BC   | BC92 BC | 3     | Yard       | 79201 |
| North  | Dearborn | Chicago Van Yard | CH  | BH   | BH02 BH | 30    | Yard       | 79201 |
| North  | Dearborn | Chicago Van Yard | CH  | BH   | BH07 BH | 29    | Yard       | 79201 |
| North  | Dearborn | Chicago Van Yard | CH  | BH   | BH08 BH | 30    | Yard       | 79201 |
| North  | Dearborn | Chicago Van Yard | CH  | BH   | BH10 BH | 30    | Yard       | 79201 |
| North  | Dearborn | Chicago Van Yard | CH  | BH   | BH11 BH | 30    | Yard       | 79201 |
| North  | Dearborn | Chicago Van Yard | CH  | BH   | BH12 BH | 30    | Yard       | 79201 |
| North  | Dearborn | Chicago Van Yard | CH  | BH   | BH14 BH | 20    | Yard       | 79201 |
| North  | Dearborn | Chicago Van Yard | CH  | BH   | BH15 BH | 30    | Yard       | 79201 |
| North  | Dearborn | Chicago Van Yard | CH  | BH   | BH17 BH | 29    | Yard       | 79201 |
| North  | Dearborn | Chicago Van Yard | CH  | BH   | BH18 BH | 30    | Yard       | 79201 |
| North  | Dearborn | Chicago Van Yard | CH  | BH   | BH19 BH | 30    | Yard       | 79201 |
| North  | Dearborn | Chicago Van Yard | CH  | BH   | BH20 BH | 2     | Yard       | 79201 |
| North  | Dearborn | Chicago Van Yard | CH  | BH   | BH21 BH | 30    | Yard       | 79201 |
| North  | Dearborn | Chicago Van Yard | CH  | BH   | BH22 BH | 30    | Yard       | 79201 |
| North  | Dearborn | Chicago Van Yard | CH  | BH   | BH23 BH | 30    | Yard       | 79201 |
| North  | Dearborn | Chicago Van Yard | CH  | BH   | BH24 BH | 19    | Yard       | 79201 |
| North  | Dearborn | Chicago Van Yard | CH  | BH   | BH26 BH | 30    | Yard       | 79201 |
| North  | Dearborn | Chicago Van Yard | CH  | BH   | BH27 BH | 30    | Yard       | 79201 |
| North  | Dearborn | Chicago Van Yard | CH  | BH   | BH28 BH | 30    | Yard       | 79201 |
| North  | Dearborn | Chicago Van Yard | CH  | BH   | BH29 BH | 25    | Yard       | 79201 |
| North  | Dearborn | Chicago Van Yard | CH  | BH   | BH36 BH | 4     | Yard       | 79201 |
| North  | Dearborn | Chicago Van Yard | CH  | BH   | BH37 BH | 30    | Yard       | 79201 |
| North  | Dearborn | Chicago Van Yard | CH  | BH   | BH38 BH | 30    | Yard       | 79201 |

Monday, May 08, 2006

Page 1 of 22

- Yard and Local Scorecard

| Train Symbol | Crew Dist | Sub Dist | ASGN POOL | CREW DISTR | RIN   | RIN Description             | CALL_DESC            | CALL_CMT                          | Count | AVG LOADS | AVG EMPTIE S | AVG MAX HNDL | Asgn - Dpt Avg | Dpt - Arr Avg | Arr - Tie Up Avg | Total On Duty Time | Avg OT | OT Count | ENGR_RUN_MILE S | Engineer | Conductor | Brakeman | Crew Rate | Other Exp |
|--------------|-----------|----------|-----------|------------|-------|-----------------------------|----------------------|-----------------------------------|-------|-----------|--------------|--------------|----------------|---------------|------------------|--------------------|--------|----------|-----------------|----------|-----------|----------|-----------|-----------|
| 01F          | LA        | FW       | FS        | B1         | 34042 | TRAIN OPNS-TOLEDO WEST DIST | FS FREMONT FLAG FS   | SU FLAGMAN                        | 12    | 0         | 0            | 0            | 0.1            | 11.0          | 0.1              | 11.2               | 3.7    | 11       | 001             |          |           |          |           |           |
| L99          | LA        | LE       | BL        | B1         | 34042 | TRAIN OPNS-TOLEDO WEST DIST | BL FREMO LOC B31 BL  | 2 MAN CREW ENGR LINKENBACH & CO T | 1     | 0         | 0            | 13           | 3.0            | 1.6           | 0.6              | 5.2                | 0      | 0        | 001             | 1        | 1         |          |           |           |
| B36          | DB        | CH       | OL        | B3         | 37495 | TRAIN OPNS-CHICAGO TERN     | OL CHIC GARY DIS LOC | CALL CREW!! NOT SHOW UP           | 20    | 0         | 7            | 20           | 1.8            | 8.9           | 1.1              | 11.7               | 4.0    | 19       | 001             | 20       | 20        |          | \$724     | \$618     |
| 01S          | DB        | CH       | YD        | BC         | 79201 | CHICAGO VAN YARD            | 01SBCA BRI PR SWTEND |                                   | 30    |           |              |              | 0.0            | 8.1           | 0.0              | 8.1                | 0.5    | 12       |                 |          |           | 30       | \$174     | \$299     |
| 10U          | DB        | CH       | YD        | BS         | 79201 | CHICAGO VAN YARD            | 10UBS LANDERS UTIL   |                                   | 28    |           |              |              | 0.0            | 7.5           | 0.0              | 7.5                | 0.5    | 7        |                 |          |           | 28       | \$175     | \$51      |
| 11U          | DB        | CH       | YD        | BC         | 79201 | CHICAGO VAN YARD            | 11UBC ASH AVE        |                                   | 30    |           |              |              | 0.0            | 9.2           | 0.0              | 9.2                | 1.6    | 24       |                 |          |           | 30       | \$195     | \$113     |
| 13U          | DB        | CH       | YD        | BC         | 79201 | CHICAGO VAN YARD            | 13UBC 55ST YD UTIL   |                                   | 30    |           |              |              | 0.0            | 7.6           | 0.0              | 7.6                | 1.0    | 7        |                 |          |           | 30       | \$183     | \$66      |
| 15U          | DB        | CH       | YD        | BC         | 79201 | CHICAGO VAN YARD            | 15UBC 55TH ST YD-UTI |                                   | 30    |           |              |              | 0.0            | 7.7           | 0.0              | 7.7                | 0.8    | 11       |                 |          |           | 30       | \$199     | \$42      |
| 16U          | DB        | CH       | YD        | BC         | 79201 | CHICAGO VAN YARD            | 16UBC COLEHOUR UTL   |                                   | 4     |           |              |              | 0.0            | 7.2           | 0.0              | 7.2                | 1.1    | 1        |                 |          |           | 4        | \$206     | \$0       |
| 20U          | DB        | CH       | YD        | BS         | 79201 | CHICAGO VAN YARD            | 20UBS LANDERS UTIL   |                                   | 30    |           |              |              | 0.0            | 7.3           | 0.0              | 7.3                | 0.4    | 3        |                 |          |           | 30       | \$168     | \$35      |
| 21S          | DB        | CH       | YD        | BC         | 79201 | CHICAGO VAN YARD            | 21SBC BRI PRK SWTEND |                                   | 30    |           |              |              | 0.0            | 8.0           | 0.0              | 8.0                | 0.1    | 10       |                 |          |           | 32       | \$193     | \$220     |
| 30U          | DB        | CH       | YD        | BC         | 79201 | CHICAGO VAN YARD            | 30UBC 55TH ST UTILIT |                                   | 30    |           |              |              | 0.0            | 9.5           | 0.0              | 9.5                | 1.6    | 29       |                 |          |           | 30       | \$222     | \$180     |
| 35U          | DB        | CH       | YD        | BH         | 79201 | CHICAGO VAN YARD            | 35UBH MIX UTIL EXTRA |                                   | 20    |           |              |              | 0.0            | 8.5           | 0.0              | 8.5                | 2.2    | 10       |                 |          |           | 20       | \$212     | \$2,620   |
| 37U          | DB        | CH       | YD        | BC         | 79201 | CHICAGO VAN YARD            | 37UBC ASH YD X UTIL  |                                   | 30    |           |              |              | 0.0            | 8.9           | 0.0              | 8.9                | 1.1    | 26       |                 |          |           | 30       | \$198     | \$83      |
| 38U          | DB        | CH       | YD        | BC         | 79201 | CHICAGO VAN YARD            | 38UBC UTIL 55TH ST   |                                   | 30    |           |              |              | 0.0            | 8.2           | 0.0              | 8.2                | 1.8    | 12       |                 |          |           | 31       | \$207     | \$72      |
| 44U          | DB        | CH       | YD        | BP         | 79201 | CHICAGO VAN YARD            | 44UBP PK MANOR UTIL  |                                   | 30    |           |              |              | 0.0            | 9.1           | 0.0              | 9.1                | 1.6    | 26       |                 |          |           | 30       | \$185     | \$220     |
| 50S          | DB        | CH       | YD        | BC         | 79201 | CHICAGO VAN YARD            | 50SBC BRI PRK SWTEND |                                   | 30    |           |              |              | 0.0            | 8.0           | 0.0              | 8.0                | 0.2    | 13       |                 |          |           | 31       | \$180     | \$259     |
| 53U          | DB        | CH       | YD        | BC         | 79201 | CHICAGO VAN YARD            | 53UBC ASH AVE UTILIT |                                   | 30    |           |              |              | 0.0            | 9.9           | 0.0              | 9.9                | 2.2    | 27       |                 |          |           | 30       | \$239     | \$228     |
| 54U          | DB        | CH       | YD        | BC         | 79201 | CHICAGO VAN YARD            | 54UBC UTILITY BKM    |                                   | 21    |           |              |              | 0.0            | 8.3           | 0.0              | 8.3                | 1.3    | 10       |                 |          |           | 21       | \$194     | \$195     |
| 56U          | DB        | CH       | YD        | BC         | 79201 | CHICAGO VAN YARD            | 56UBC 55TH ST UTILIT |                                   | 30    |           |              |              | 0.0            | 8.8           | 0.0              | 8.8                | 1.3    | 19       |                 |          |           | 30       | \$167     | \$202     |
| 60U          | DB        | CH       | YD        | BC         | 79201 | CHICAGO VAN YARD            | 60UBC EXTRA UTL JOB  |                                   | 5     |           |              |              | 0.0            | 7.9           | 0.0              | 7.9                | 2.3    | 2        |                 |          |           | 5        | \$189     | \$9       |
| 79U          | DB        | CH       | YD        | BC         | 79201 | CHICAGO VAN YARD            | 79UBC EX UTILITY     |                                   | 2     |           |              |              | 0.0            | 6.5           | 0.0              | 6.5                | 0      | 0        |                 |          |           | 2        | \$141     |           |
| 80U          | DB        | CH       | YD        | BC         | 79201 | CHICAGO VAN YARD            | 80UBC EX UTIL COELHR |                                   | 1     |           |              |              | 0.0            | 7.8           | 0.0              | 7.8                | 0      | 0        |                 |          |           | 1        | \$211     |           |
| 80U          | DB        | CH       | YD        | BC         | 79201 | CHICAGO VAN YARD            | 80UBC EX UTIL COELHR |                                   | 1     |           |              |              | 0.0            | 7.8           | 0.0              | 7.8                | 0      | 0        |                 |          |           | 1        | \$250     |           |
| 80U          | DB        | CH       | YD        | BP         | 79201 | CHICAGO VAN YARD            | 80UBP PK MAN EX UTIL |                                   | 1     |           |              |              | 0.0            | 9.5           | 0.0              | 9.5                | 1.5    | 1        |                 |          |           | 1        | \$211     |           |
| 80U          | DB        | CH       | YD        | BP         | 79201 | CHICAGO VAN YARD            | 80UBP PK MAN EX UTIL |                                   | 1     |           |              |              | 0.0            | 9.5           | 0.0              | 9.5                | 1.5    | 1        |                 |          |           | 1        | \$250     |           |
| 81U          | DB        | CH       | YD        | BC         | 79201 | CHICAGO VAN YARD            | 81UBC EX UTILITY     |                                   | 7     |           |              |              | 0.0            | 7.3           | 0.0              | 7.3                | 3.7    | 1        |                 |          | 1         | 6        | \$195     | \$35      |
| 82U          | DB        | CH       | YD        | BC         | 79201 | CHICAGO VAN YARD            | 82UBC EX UTILITY     |                                   | 1     |           |              |              | 0.0            | 4.0           | 0.0              | 4.0                | 0      | 0        |                 |          |           | 1        | \$141     |           |
| BC02         | DB        | CH       | YD        | BC         | 79201 | CHICAGO VAN YARD            | BC02 55TH ST YARD    |                                   | 30    |           |              |              | 0.0            | 9.7           | 0.0              | 9.7                | 3.2    | 21       |                 |          | 30        | 30       | \$540     | \$959     |
| BC03         | DB        | CH       | YD        | BC         | 79201 | CHICAGO VAN YARD            | BC03 55TH ST         |                                   | 30    |           |              |              | 0.0            | 9.9           | 0.0              | 9.9                | 3.1    | 21       |                 |          | 30        | 31       | \$520     | \$530     |
| BC05         | DB        | CH       | YD        | BC         | 79201 | CHICAGO VAN YARD            | BC05 55TH ST YARD    |                                   | 30    |           |              |              | 0.0            | 12.1          | 0.0              | 12.1               | 4.1    | 30       |                 |          | 30        | 30       | \$677     | \$2,963   |
| BC06         | DB        | CH       | YD        | BC         | 79201 | CHICAGO VAN YARD            | BC06 ASH AVE YARD    |                                   | 25    |           |              |              | 0.0            | 9.1           | 0.0              | 9.1                | 3.5    | 15       |                 |          | 25        | 25       | \$710     | \$1,293   |
| BC07         | DB        | CH       | YD        | BC         | 79201 | CHICAGO VAN YARD            | BC07 ASHLAND AVE YD  |                                   | 30    |           |              |              | 0.0            | 10.6          | 0.0              | 10.6               | 3.0    | 27       |                 |          | 30        | 30       | \$544     | \$745     |
| BC08         | DB        | CH       | YD        | BC         | 79201 | CHICAGO VAN YARD            | BC08 ASH AVE MALT HO |                                   | 20    |           |              |              | 0.0            | 7.9           | 0.0              | 7.9                | 1.8    | 10       |                 |          | 20        | 20       | \$639     | \$626     |
| BC24         | DB        | CH       | YD        | BC         | 79201 | CHICAGO VAN YARD            | BC24 EXTRA 55ST      |                                   | 1     |           |              |              | 0.0            | 12.0          | 0.0              | 12.0               | 4.0    | 1        |                 |          | 1         | 1        | \$680     | \$45      |
| BC25         | DB        | CH       | YD        | BC         | 79201 | CHICAGO VAN YARD            | BC25 YARD SWITCHER   |                                   | 21    |           |              |              | 0.0            | 10.7          | 0.0              | 10.7               | 4.4    | 15       |                 |          | 21        | 21       | \$640     | \$834     |
| BC31         | DB        | CH       | YD        | BC         | 79201 | CHICAGO VAN YARD            | BC31 55TH ST YARD    |                                   | 30    |           |              |              | 0.0            | 11.7          | 0.0              | 11.7               | 3.7    | 30       |                 |          | 30        | 30       | \$629     | \$1,252   |
| BC32         | DB        | CH       | YD        | BC         | 79201 | CHICAGO VAN YARD            | BC32 55TH ST YARD    |                                   | 30    |           |              |              | 0.0            | 10.3          | 0.0              | 10.3               | 3.1    | 24       |                 |          | 30        | 30       | \$556     | \$1,497   |
| BC34         | DB        | CH       | YD        | BC         | 79201 | CHICAGO VAN YARD            | BC34 ASHLAND AVE YD  |                                   | 5     |           |              |              | 0.0            | 9.9           | 0.0              | 9.9                | 4.1    | 4        |                 |          | 5         | 5        | \$919     | \$74      |
| BC35         | DB        | CH       | YD        | BC         | 79201 | CHICAGO VAN YARD            | BC35 ASH AVE DIX POR |                                   | 25    |           |              |              | 0.0            | 9.9           | 0.0              | 9.9                | 3.3    | 17       |                 |          | 25        | 25       | \$533     | \$1,203   |
| BC36         | DB        | CH       | YD        | BC         | 79201 | CHICAGO VAN YARD            | BC36 ASH AVE         |                                   | 30    |           |              |              | 0.0            | 11.7          | 0.0              | 11.7               | 3.7    | 30       |                 |          | 30        | 31       | \$637     | \$1,622   |
| BC39         | DB        | CH       | YD        | BC         | 79201 | CHICAGO VAN YARD            | BC39 TAG DAY XBCS73  |                                   | 4     |           |              |              | 0.0            | 9.6           | 0.0              | 9.6                | 2.5    | 3        |                 |          | 4         | 4        | \$500     | \$23      |
| BC41         | DB        | CH       | YD        | BC         | 79201 | CHICAGO VAN YARD            | BC41 55TH ST YARD    |                                   | 30    |           |              |              | 0.0            | 10.6          | 0.0              | 10.6               | 3.3    | 28       |                 |          | 28        | 30       | \$586     | \$1,163   |
| BC42         | DB        | CH       | YD        | BC         | 79201 | CHICAGO VAN YARD            | BC42 55TH ST YARD    |                                   | 30    |           |              |              | 0.0            | 9.4           | 0.0              | 9.4                | 2.5    | 22       |                 |          | 29        | 30       | \$503     | \$315     |
| BC43         | DB        | CH       | YD        | BC         | 79201 | CHICAGO VAN YARD            | BC43 ASHLAND AVE YD  |                                   | 20    |           |              |              | 0.0            | 9.3           | 0.0              | 9.3                | 2.3    | 14       |                 |          | 20        | 20       | \$597     | \$487     |
| BC45         | DB        | CH       | YD        | BC         | 79201 | CHICAGO VAN YARD            | BC45 ASHLAND AVE YD  |                                   | 21    |           |              |              | 0.0            | 11.4          | 0.0              | 11.4               | 3.4    | 21       |                 |          | 21        | 21       | \$697     | \$1,493   |
| BC46         | DB        | CH       | YD        | BC         | 79201 | CHICAGO VAN YARD            | BC46 ASHLAND AVE YD  |                                   | 28    |           |              |              | 0.0            | 9.9           | 0.0              | 9.9                | 3.5    | 20       |                 |          | 27        | 27       | \$553     | \$2,301   |
| BC47         | DB        | CH       | YD        | BC         | 79201 | CHICAGO VAN YARD            | BC47 TAG DAY XBCS67  |                                   | 4     |           |              |              | 0.0            | 9.4           | 0.0              | 9.4                | 4.1    | 3        |                 |          | 4         | 4        | \$618     | \$1,517   |
| BC48         | DB        | CH       | YD        | BC         | 79201 | CHICAGO VAN YARD            | BC48 ASHLAND AVE YD  |                                   | 30    |           |              |              | 0.0            | 11.2          | 0.0              | 11.2               | 3.3    | 29       |                 |          | 30        | 30       | \$777     | \$1,522   |
| BC90         | DB        | CH       | YD        | BC         | 79201 | CHICAGO VAN YARD            | BC90 EXTRA YARD      |                                   | 13    |           |              |              | 0.0            | 10.5          | 0.0              | 10.5               | 3.5    | 10       |                 |          | 15        | 13       | \$720     | \$427     |
| BC91         | DB        | CH       | YD        | BC         | 79201 | CHICAGO VAN YARD            | BC91 EXTRA YARD      |                                   | 5     |           |              |              | 0.0            | 9.8           | 0.0              | 9.8                | 2.6    | 4        |                 |          | 5         | 5        | \$481     | \$69      |
| BC92         | DB        | CH       | YD        | BC         | 79201 | CHICAGO VAN YARD            | BC92 EXTRA YARD      |                                   | 3     |           |              |              | 0.0            | 8.3           | 0.0              | 8.3                | 2.9    | 2        |                 |          | 3         | 3        | \$607     | \$481     |
| BH02         | DB        | CH       | YD        | BH         | 79201 | CHICAGO VAN YARD            | BH02 CALUMET         |                                   | 29    |           |              |              | 0.0            | 12.0          | 0.0              | 12.0               | 4.1    | 29       |                 |          | 30        | 30       | \$660     | \$4,734   |
| BH07         | DB        | CH       | YD        | BH         | 79201 | CHICAGO VAN YARD            | BH07 CP TRANSFER     |                                   | 29    |           |              |              | 0.0            | 11.9          | 0.0              | 11.9               | 3.9    | 29       |                 |          | 29        | 29       | \$644     | \$2,210   |
| BH08         | DB        | CH       | YD        | BH         | 79201 | CHICAGO VAN YARD            | BH08 MIXING CTR      |                                   | 30    |           |              |              | 0.0            | 7.7           | 0.0              | 7.7                | 2.6    | 5        |                 |          | 30        | 29       | \$402     | \$845     |
| BH10         | DB        | CH       | YD        | BH         | 79201 | CHICAGO VAN YARD            | BH10 CALUMET YARD    |                                   | 30    |           |              |              | 0.0            | 11.9          | 0.0              | 11.9               | 4.0    | 29       |                 |          | 30        | 30       | \$641     | \$1,861   |
| BH11         | DB        | CH       | YD        | BH         | 79201 | CHICAGO VAN YARD            | BH11 CALUMET YARD    |                                   | 30    |           |              |              | 0.0            | 8.9           | 0.0              | 8.9                | 1.7    | 18       |                 |          | 30        | 30       | \$640     | \$1,261   |
| BH12         | DB        | CH       | YD        | BH         | 79201 | CHICAGO VAN YARD            | BH12 CALUMET "WAB"   |                                   | 30    |           |              |              | 0.0            | 9.0           | 0.0              | 9.0                | 1.5    | 22       |                 |          | 30        | 29       | \$595     | \$998     |
| BH14         | DB        | CH       | YD        | BH         | 79201 | CHICAGO VAN YARD            | BH14 CALUMET YD R/C  |                                   | 20    |           |              |              | 0.0            | 7.3           | 0.0              |                    |        |          |                 |          |           |          |           |           |

| Train Symbol | Crew Dist | Sub Dist | ASGN POOL | CREW DISTR | RIN   | RIN Description  | CALL_DESC            | CALL_CMT               | Count | AVG LOADS | AVG EMPTEE S | AVG MAX CARS HNDL | Asgn - Dpt Avg | Dpt - Arr Avg | Arr - Tie Up Avg | Total On Duty Time | Avg OT | OT Count | ENGR RUN MILE S | Engineer | Conductor | Brakeman | Crew Rate | Other Exp |
|--------------|-----------|----------|-----------|------------|-------|------------------|----------------------|------------------------|-------|-----------|--------------|-------------------|----------------|---------------|------------------|--------------------|--------|----------|-----------------|----------|-----------|----------|-----------|-----------|
| BH45         | DB        | CH       | YD        | BH         | 79201 | CHICAGO VAN YARD | BH45 CALUMET YARD    |                        | 30    |           |              |                   | 0.0            | 11.9          | 0.0              | 11.9               | 4.0    | 29       | 30              | 30       |           | \$714    | \$5,487   |           |
| BH47         | DB        | CH       | YD        | BH         | 79201 | CHICAGO VAN YARD | BH47 XTRA CALUMET YD |                        | 1     |           |              |                   | 0.0            | 4.3           | 0.0              | 4.3                | 0      | 0        | 1               | 1        |           | \$502    |           |           |
| BH48         | DB        | CH       | YD        | BH         | 79201 | CHICAGO VAN YARD | BH48 CALUMET "WAB"   |                        | 30    |           |              |                   | 0.0            | 8.4           | 0.0              | 8.4                | 1.1    | 18       | 31              | 30       | 27        | \$538    | \$1,263   |           |
| BH90         | DB        | CH       | YD        | BH         | 79201 | CHICAGO VAN YARD | BH90 CALUMET EX YD   |                        | 22    |           |              |                   | 0.0            | 11.1          | 0.0              | 11.1               | 3.3    | 21       | 28              | 28       |           | \$700    | \$1,780   |           |
| BH91         | DB        | CH       | YD        | BH         | 79201 | CHICAGO VAN YARD | BH91 CALUMET EX YD   |                        | 11    |           |              |                   | 0.0            | 10.4          | 0.0              | 10.4               | 3.0    | 9        | 15              | 15       |           | \$648    | \$1,071   |           |
| BH92         | DB        | CH       | YD        | BH         | 79201 | CHICAGO VAN YARD | BH92 CALUMET EX YD   |                        | 5     |           |              |                   | 0.0            | 10.6          | 0.0              | 10.6               | 2.6    | 5        | 5               | 5        |           | \$567    | \$143     |           |
| BH93         | DB        | CH       | YD        | BH         | 79201 | CHICAGO VAN YARD | BH93 CALUMET EX YD   |                        | 3     |           |              |                   | 0.0            | 12.3          | 0.0              | 12.3               | 4.3    | 3        | 3               | 3        |           | \$675    | \$112     |           |
| BP01         | DB        | CH       | YD        | BP         | 79201 | CHICAGO VAN YARD | BP01 PARK MANOR      |                        | 30    |           |              |                   | 0.0            | 8.2           | 0.0              | 8.2                | 1.8    | 10       | 31              | 30       |           | \$417    | \$2,254   |           |
| BP03         | DB        | CH       | YD        | BP         | 79201 | CHICAGO VAN YARD | BP03 EXTRA PK MANOR  |                        | 21    |           |              |                   | 0.0            | 10.9          | 0.0              | 10.9               | 3.6    | 18       | 21              | 21       |           | \$584    | \$928     |           |
| BP09         | DB        | CH       | YD        | BP         | 79201 | CHICAGO VAN YARD | BP09 TAG DAY XBPS63  |                        | 5     |           |              |                   | 0.0            | 10.6          | 0.0              | 10.6               | 3.2    | 4        | 5               | 5        |           | \$545    | \$139     |           |
| BP27         | DB        | CH       | YD        | BP         | 79201 | CHICAGO VAN YARD | BP27 PARK MANOR YARD |                        | 30    |           |              |                   | 0.0            | 9.4           | 0.0              | 9.4                | 2.2    | 21       | 30              | 30       |           | \$458    | \$728     |           |
| BP43         | DB        | CH       | YD        | BP         | 79201 | CHICAGO VAN YARD | BP43 PARK MANOR      |                        | 30    |           |              |                   | 0.0            | 8.2           | 0.0              | 8.2                | 0.6    | 19       | 30              | 30       |           | \$426    | \$474     |           |
| BS01         | DB        | CH       | YD        | BS         | 79201 | CHICAGO VAN YARD | BS01 LANDERS "WAB"   |                        | 30    |           |              |                   | 0.0            | 7.3           | 0.0              | 7.3                | 2.0    | 2        | 30              | 30       |           | \$387    | \$688     |           |
| BS02         | DB        | CH       | YD        | BS         | 79201 | CHICAGO VAN YARD | BS02 LANDERS "WAB"   |                        | 30    |           |              |                   | 0.0            | 10.3          | 0.0              | 10.3               | 3.9    | 21       | 30              | 30       |           | \$604    | \$1,370   |           |
| BS30         | DB        | CH       | YD        | BS         | 79201 | CHICAGO VAN YARD | BS30 LANDERS "WAB"   |                        | 30    |           |              |                   | 0.0            | 8.6           | 0.0              | 8.6                | 2.0    | 16       | 30              | 30       |           | \$445    | \$1,098   |           |
| BS31         | DB        | CH       | YD        | BS         | 79201 | CHICAGO VAN YARD | BS31 LANDERS "WAB"   |                        | 30    |           |              |                   | 0.0            | 7.6           | 0.0              | 7.6                | 0.6    | 6        | 30              | 30       |           | \$378    | \$558     |           |
| BS50         | DB        | CH       | YD        | BS         | 79201 | CHICAGO VAN YARD | BS50 LANDERS "WAB"   |                        | 30    |           |              |                   | 0.0            | 9.7           | 0.0              | 9.7                | 2.2    | 26       | 32              | 30       |           | \$509    | \$957     |           |
| BS51         | DB        | CH       | YD        | BS         | 79201 | CHICAGO VAN YARD | BS51 LANDERS "WAB"   |                        | 30    |           |              |                   | 0.0            | 7.7           | 0.0              | 7.7                | 2.0    | 3        | 30              | 30       |           | \$391    | \$371     |           |
| BS90         | DB        | CH       | YD        | BS         | 79201 | CHICAGO VAN YARD | BS90 LANDERS EX YD   |                        | 2     |           |              |                   | 0.0            | 12.3          | 0.0              | 12.3               | 4.3    | 2        | 2               | 2        |           | \$673    | \$67      |           |
| BS91         | DB        | CH       | YD        | BS         | 79201 | CHICAGO VAN YARD | BS91 LANDERS EX YD   |                        | 1     |           |              |                   | 0.0            | 8.1           | 0.0              | 8.1                | 0.1    | 1        | 1               | 1        |           | \$341    | \$17      |           |
| 01U          | DB        | CV       | YD        | BR         | 79202 | CLEVELAND YARD   | 01UBR RKPT UTILITY   |                        | 25    |           |              |                   | 0.0            | 7.3           | 0.0              | 7.3                | 0.2    | 4        |                 |          | 25        | \$176    | \$31      |           |
| 03U          | DB        | CV       | YD        | BF         | 79202 | CLEVELAND YARD   | 03UBF CHRYSLER UTIL  |                        | 19    |           |              |                   | 0.0            | 7.4           | 0.0              | 7.4                | 0.9    | 4        |                 |          | 20        | \$272    | \$0       |           |
| 04U          | DB        | CV       | YD        | BF         | 79202 | CLEVELAND YARD   | 04UBF MOTOR UTILITY  |                        | 20    |           |              |                   | 0.0            | 10.8          | 0.0              | 10.8               | 3.1    | 18       |                 |          | 4         | \$329    | \$220     |           |
| 17U          | DB        | CV       | YD        | BF         | 79202 | CLEVELAND YARD   | 17UBF TAG DAY XBFS61 |                        | 4     |           |              |                   | 0.0            | 12.0          | 0.0              | 12.0               | 4.0    | 4        |                 |          | 8         | \$193    | \$66      |           |
| 18U          | DB        | CV       | YD        | BF         | 79202 | CLEVELAND YARD   | 18UBF TAG FOR XBFS61 |                        | 8     |           |              |                   | 0.0            | 8.2           | 0.0              | 8.2                | 2.1    | 2        |                 |          | 16        | \$173    | \$66      |           |
| 21U          | DB        | CV       | YD        | BR         | 79202 | CLEVELAND YARD   | 21UBR RKPT UTILITY   |                        | 16    |           |              |                   | 0.0            | 7.3           | 0.0              | 7.3                | 1.2    | 2        |                 |          | 2         | \$404    |           |           |
| 22U          | DB        | CV       | YD        | BR         | 79202 | CLEVELAND YARD   | 22UBR UTIL EXTRA YD  |                        | 1     |           |              |                   | 0.0            | 6.7           | 0.0              | 6.7                | 0      | 0        |                 |          | 2         | \$175    | \$0       |           |
| 26U          | DB        | CV       | YD        | BF         | 79202 | CLEVELAND YARD   | 26UBF CHRYSLER UTIL  |                        | 19    |           |              |                   | 0.0            | 7.9           | 0.0              | 7.9                | 3.0    | 3        |                 |          | 19        | \$175    | \$0       |           |
| 37U          | DB        | CV       | YD        | BF         | 79202 | CLEVELAND YARD   | 37UBF TAG DAY XBFS61 |                        | 10    |           |              |                   | 0.0            | 7.3           | 0.0              | 7.3                | 0.0    | 1        |                 |          | 10        | \$181    |           |           |
| 41U          | DB        | CV       | YD        | BR         | 79202 | CLEVELAND YARD   | 41UBR ROCKPT YD UTIL |                        | 20    |           |              |                   | 0.0            | 7.3           | 0.0              | 7.3                | 4.0    | 1        |                 |          | 20        | \$176    | \$10      |           |
| 44U          | DB        | CV       | YD        | BB         | 79202 | CLEVELAND YARD   | 44UBB BROOK PK UTILI |                        | 20    |           |              |                   | 0.0            | 6.6           | 0.0              | 6.6                | 0      | 0        |                 |          | 20        | \$176    | \$0       |           |
| 46U          | DB        | CV       | YD        | BF         | 79202 | CLEVELAND YARD   | 46UBF CHRYSLER UTIL  |                        | 20    |           |              |                   | 0.0            | 7.3           | 0.0              | 7.3                | 3.1    | 1        |                 |          | 20        | \$151    | \$9       |           |
| 55U          | DB        | CV       | YD        | BF         | 79202 | CLEVELAND YARD   | 55UBF XTRA MOTOR UTL |                        | 2     |           |              |                   | 0.0            | 8.7           | 0.0              | 8.7                | 1.8    | 1        |                 |          | 2         | \$294    |           |           |
| 80U          | DB        | CV       | YD        | BF         | 79202 | CLEVELAND YARD   | 80UBF EXTRA UTILITY  |                        | 4     |           |              |                   | 0.0            | 9.1           | 0.0              | 9.1                | 1.8    | 3        |                 |          | 4         | \$184    | \$9       |           |
| 80U          | DB        | CV       | YD        | BF         | 79202 | CLEVELAND YARD   | 80UBF EXTRA UTILITY  |                        | 4     |           |              |                   | 0.0            | 9.1           | 0.0              | 9.1                | 1.8    | 3        |                 |          | 4         | \$242    | \$9       |           |
| 80U          | DB        | CV       | YD        | BR         | 79202 | CLEVELAND YARD   | 80UBR XTRA YUB ROCPO |                        | 2     |           |              |                   | 0.0            | 6.1           | 0.0              | 6.1                | 3.3    | 1        |                 |          | 2         | \$184    | \$9       |           |
| 80U          | DB        | CV       | YD        | BR         | 79202 | CLEVELAND YARD   | 80UBR XTRA YUB ROCPO |                        | 2     |           |              |                   | 0.0            | 6.1           | 0.0              | 6.1                | 3.3    | 1        |                 |          | 2         | \$242    | \$9       |           |
| 81U          | DB        | CV       | YD        | BF         | 79202 | CLEVELAND YARD   | 81UBF EXTRA UTILITY  |                        | 3     |           |              |                   | 0.0            | 7.3           | 0.0              | 7.3                | 0      | 0        |                 |          | 3         | \$158    | \$0       |           |
| 81U          | DB        | CV       | YD        | BF         | 79202 | CLEVELAND YARD   | 81UBF EXTRA UTILITY  |                        | 3     |           |              |                   | 0.0            | 7.3           | 0.0              | 7.3                | 0      | 0        |                 |          | 3         | \$193    | \$0       |           |
| 81U          | DB        | CV       | YD        | BR         | 79202 | CLEVELAND YARD   | 81UBR XTRA YUB ROCPO |                        | 2     |           |              |                   | 0.0            | 5.5           | 0.0              | 5.5                | 0      | 0        |                 |          | 2         | \$158    | \$0       |           |
| 81U          | DB        | CV       | YD        | BR         | 79202 | CLEVELAND YARD   | 81UBR XTRA YUB ROCPO |                        | 2     |           |              |                   | 0.0            | 5.5           | 0.0              | 5.5                | 0      | 0        |                 |          | 2         | \$193    | \$0       |           |
| 82U          | DB        | CV       | YD        | BF         | 79202 | CLEVELAND YARD   | 82UBF EXTRA UTILITY  |                        | 1     |           |              |                   | 0.0            | 9.0           | 0.0              | 9.0                | 1.0    | 1        |                 |          | 1         | \$167    |           |           |
| B13          | DB        | CV       | BF        | B1         | 79202 | CLEVELAND YARD   | BEDFORD SWTC BF      | SUP S/S OFF BEDFORD OH | 19    | 8         | 9            | 19                | 1.4            | 4.4           | 0.6              | 6.3                | 3.9    | 5        | 001             | 19       | 19        | 1        | \$462     | \$450     |
| BB17         | DB        | CV       | YD        | BB         | 79202 | CLEVELAND YARD   | TAG DAY FOR XBRS63   |                        | 8     |           |              |                   | 0.0            | 11.8          | 0.0              | 11.8               | 3.8    | 8        |                 |          | 8         | \$631    | \$590     |           |
| BF10         | DB        | CV       | YD        | BF         | 79202 | CLEVELAND YARD   | BF10 MOTOR SWITCHER  |                        | 30    |           |              |                   | 0.0            | 7.0           | 0.0              | 7.0                | 0      | 0        |                 |          | 30        | \$497    | \$631     |           |
| BF11         | DB        | CV       | YD        | BF         | 79202 | CLEVELAND YARD   | BF11 MOTOR FORD PLT  |                        | 28    |           |              |                   | 0.0            | 9.7           | 0.0              | 9.7                | 2.9    | 19       |                 |          | 28        | \$499    | \$843     |           |
| BF12         | DB        | CV       | YD        | BF         | 79202 | CLEVELAND YARD   | BF12 MOTOR YARD      |                        | 25    |           |              |                   | 0.0            | 10.2          | 0.0              | 10.2               | 3.8    | 17       |                 |          | 25        | \$760    | \$1,444   |           |
| BF13         | DB        | CV       | YD        | BF         | 79202 | CLEVELAND YARD   | BF13 CHRYSLER YARD   |                        | 23    |           |              |                   | 0.0            | 9.2           | 0.0              | 9.2                | 1.8    | 18       |                 |          | 23        | \$469    | \$245     |           |
| BF14         | DB        | CV       | YD        | BF         | 79202 | CLEVELAND YARD   | BF14 CHRYSLER YARD   |                        | 19    |           |              |                   | 0.0            | 10.0          | 0.0              | 10.0               | 3.0    | 14       |                 |          | 19        | \$558    | \$372     |           |
| BF20         | DB        | CV       | YD        | BF         | 79202 | CLEVELAND YARD   | BF20 MOTOR SWITCHER  |                        | 30    |           |              |                   | 0.0            | 7.0           | 0.0              | 7.0                | 0      | 0        |                 |          | 30        | \$476    | \$905     |           |
| BF21         | DB        | CV       | YD        | BF         | 79202 | CLEVELAND YARD   | BF21 MOTOR PLT/IND   |                        | 30    |           |              |                   | 0.0            | 9.1           | 0.0              | 9.1                | 3.4    | 14       |                 |          | 30        | \$488    | \$710     |           |
| BF22         | DB        | CV       | YD        | BF         | 79202 | CLEVELAND YARD   | BF22 CHRYSLER PLANT  |                        | 30    |           |              |                   | 0.0            | 9.1           | 0.0              | 9.1                | 2.9    | 15       |                 |          | 28        | \$568    | \$759     |           |
| BF24         | DB        | CV       | YD        | BF         | 79202 | CLEVELAND YARD   | BF24 TWINSBURG       |                        | 28    |           |              |                   | 0.0            | 9.2           | 0.0              | 9.2                | 4.8    | 9        |                 |          | 19        | \$515    | \$529     |           |
| BF27         | DB        | CV       | YD        | BF         | 79202 | CLEVELAND YARD   | BF27 MOTOR TAG DAY   |                        | 8     |           |              |                   | 0.0            | 8.4           | 0.0              | 8.4                | 2.5    | 3        |                 |          | 8         | \$493    | \$28      |           |
| BF40         | DB        | CV       | YD        | BF         | 79202 | CLEVELAND YARD   | BF40 MOTOR SHOP      |                        | 29    |           |              |                   | 0.0            | 8.6           | 0.0              | 8.6                | 3.5    | 12       |                 |          | 29        | \$427    | \$208     |           |
| BF42         | DB        | CV       | YD        | BF         | 79202 | CLEVELAND YARD   | BF42 CHRYSLER PLANT  |                        | 28    |           |              |                   | 0.0            | 7.6           | 0.0              | 7.6                | 1.5    | 6        |                 |          | 28        | \$436    | \$535     |           |
| BR13         | DB        | CV       | YD        | BR         | 79202 | CLEVELAND YARD   | BR13 ROCKPORT        |                        | 25    |           |              |                   | 0.0            | 7.0           | 0.0              | 7.0                | 0.6    | 2        |                 |          | 25        | \$521    | \$1,930   |           |
| BR14         | DB        | CV       | YD        | BR         | 79202 | CLEVELAND YARD   | BR14 RKPT EAST END   |                        | 30    |           |              |                   | 0.0            | 7.9           | 0.0              | 7.9                | 2.9    | 8        |                 |          | 30        | \$424    | \$850     |           |
| BR15         | DB        | CV       | YD        | BR         | 79202 | CLEVELAND YARD   | BR15 RKPT DAIRY PACK |                        | 19    |           |              |                   | 0.0            | 10.7          | 0.0              | 10.7               | 4.1    | 14       |                 |          | 19        | \$553    | \$1,921   |           |
| BR23         | DB        | CV       | YD        | BR         | 79202 | CLEVELAND YARD   | BR23 RKPORT YD SWITC |                        | 30    |           |              |                   | 0.0            | 7.4           | 0.0              | 7.4                | 1.7    | 3        |                 |          | 30        | \$510    | \$767     |           |
| BR29         | DB        | CV       | YD        | BR         | 79202 | CLEVELAND YARD   | BR29 ROCKPT YD       |                        | 23    |           |              |                   | 0.0            | 11.2          | 0.0              | 11.2               | 3.8    | 20       |                 |          | 23        | \$853    | \$1,591   |           |
| BR33         | DB        | CV       | YD        | BR         | 79202 | CLEVELAND YARD   |                      |                        |       |           |              |                   |                |               |                  |                    |        |          |                 |          |           |          |           |           |

| Train Symbol | Crew Dist | Sub Dist | ASGN POOL | CREW DISTR | RIN   | RIN Description | CALL_DESC            | CALL_CMT | Count | AVG LOADS | AVG EMPTIE S | AVG MAX CARS HNDL | Asgn - Dpt Avg | Dpt - Arr Avg | Arr - Tie Up Avg | Total On Duty Time | Avg OT | OT Count | ENGR RUN MILE S | Engineer | Conductor | Brakeman | Crew Rate | Other Exp |
|--------------|-----------|----------|-----------|------------|-------|-----------------|----------------------|----------|-------|-----------|--------------|-------------------|----------------|---------------|------------------|--------------------|--------|----------|-----------------|----------|-----------|----------|-----------|-----------|
| BX40         | DB        | CV       | YD        | BX         | 79202 | CLEVELAND YARD  | BX40 - BROOK PARK YD |          | 23    |           |              |                   | 0.0            | 6.7           | 0.0              | 6.7                | 1.5    | 2        | 23              | 23       | 3         | \$390    | \$279     |           |
| BX41         | DB        | CV       | YD        | BX         | 79202 | CLEVELAND YARD  | BX41 - ROCKPORT YD   |          | 21    |           |              |                   | 0.0            | 12.6          | 0.0              | 12.6               | 4.6    | 21       | 21              | 21       | 1         | \$697    | \$1,068   |           |
| BX44         | DB        | CV       | YD        | BX         | 79202 | CLEVELAND YARD  | BX44 - MOTOR YARD    |          | 20    |           |              |                   | 0.0            | 12.0          | 0.0              | 12.0               | 4.0    | 20       | 20              | 20       |           | \$610    | \$994     |           |
| BX90         | DB        | CV       | YD        | BX         | 79202 | CLEVELAND YARD  | BX90 YARD EXTRA      |          | 4     |           |              |                   | 0.0            | 9.4           | 0.0              | 9.4                | 3.4    | 3        | 4               | 4        | 1         | \$579    | \$21      |           |
| BX91         | DB        | CV       | YD        | BX         | 79202 | CLEVELAND YARD  | BX91 YARD EXTRA      |          | 2     |           |              |                   | 0.0            | 11.7          | 0.0              | 11.7               | 3.7    | 2        | 2               | 2        | 1         | \$686    | \$14      |           |
| 01U          | DB        | EK       | YD        | BE         | 79204 | ELKHART YARD    | 01UBE YUB01 WEST END |          | 30    |           |              |                   | 0.0            | 7.3           | 0.0              | 7.3                | 0.0    | 1        |                 |          | 30        | \$161    | \$26      |           |
| 02U          | DB        | EK       | YD        | BE         | 79204 | ELKHART YARD    | 02UBE YUB02 BKM WE   |          | 30    |           |              |                   | 0.0            | 7.3           | 0.0              | 7.3                | 0.0    | 0        |                 |          | 30        | \$164    | \$229     |           |
| 04U          | DB        | EK       | YD        | BE         | 79204 | ELKHART YARD    | 04UBE YUBE01 EE HUMP |          | 30    |           |              |                   | 0.0            | 7.8           | 0.0              | 7.8                | 0.5    | 5        |                 |          | 30        | \$181    | \$11      |           |
| 06S          | DB        | EK       | YD        | BE         | 79204 | ELKHART YARD    | 06SBE YUCH01 SWT TDR |          | 30    |           |              |                   | 0.0            | 7.5           | 0.0              | 7.5                | 0.2    | 2        |                 |          | 30        | \$189    | \$341     |           |
| 09U          | DB        | EK       | YD        | BE         | 79204 | ELKHART YARD    | 09UBE YUCW01 WE TOWE |          | 30    |           |              |                   | 0.0            | 7.3           | 0.0              | 7.3                | 0.7    | 1        |                 |          | 30        | \$194    | \$325     |           |
| 29U          | DB        | EK       | YD        | BE         | 79204 | ELKHART YARD    | 29UBE YUCW02 WE TOWR |          | 30    |           |              |                   | 0.0            | 7.3           | 0.0              | 7.3                | 0.3    | 2        |                 |          | 30        | \$173    | \$220     |           |
| 30U          | DB        | EK       | YD        | BE         | 79204 | ELKHART YARD    | 30UBE YUBE02 EE HUMP |          | 30    |           |              |                   | 0.0            | 7.6           | 0.0              | 7.6                | 0.3    | 2        |                 |          | 30        | \$182    | \$312     |           |
| 38S          | DB        | EK       | YD        | BE         | 79204 | ELKHART YARD    | 38SBE YUCH02 SWT TDR |          | 30    |           |              |                   | 0.0            | 7.4           | 0.0              | 7.4                | 0.5    | 1        |                 |          | 30        | \$197    | \$341     |           |
| 49U          | DB        | EK       | YD        | BE         | 79204 | ELKHART YARD    | 49UBE YUCW03 WE TOWR |          | 30    |           |              |                   | 0.0            | 7.1           | 0.0              | 7.1                | 0.1    | 2        |                 |          | 31        | \$165    | \$0       |           |
| 53U          | DB        | EK       | YD        | BE         | 79204 | ELKHART YARD    | 53UBE W/END UTILITY  |          | 30    |           |              |                   | 0.0            | 7.8           | 0.0              | 7.8                | 0.1    | 11       |                 |          | 30        | \$158    | \$97      |           |
| 54U          | DB        | EK       | YD        | BE         | 79204 | ELKHART YARD    | 54UBE YUBE03 EE HUMP |          | 30    |           |              |                   | 0.0            | 7.5           | 0.0              | 7.5                | 0.4    | 1        |                 |          | 30        | \$189    | \$341     |           |
| 58S          | DB        | EK       | YD        | BE         | 79204 | ELKHART YARD    | 58SBE YUCH03 SWT TDR |          | 30    |           |              |                   | 0.0            | 8.3           | 0.0              | 8.3                | 0.3    | 1        |                 |          | 1         | \$141    | \$9       |           |
| 83U          | DB        | EK       | YD        | BE         | 79204 | ELKHART YARD    | 83UBE EXTRA UTILITY  |          | 1     |           |              |                   | 0.0            | 7.1           | 0.0              | 7.1                | 0.0    | 0        |                 |          | 30        | \$375    | \$713     |           |
| BE11         | DB        | EK       | YD        | BE         | 79204 | ELKHART YARD    | BE11 YDEL11 HUMP     |          | 30    |           |              |                   | 0.0            | 7.2           | 0.0              | 7.2                | 0.0    | 0        |                 |          | 30        | \$369    | \$1,380   |           |
| BE12         | DB        | EK       | YD        | BE         | 79204 | ELKHART YARD    | BE12 YDEL12 HUMP     |          | 30    |           |              |                   | 0.0            | 7.1           | 0.0              | 7.1                | 0.0    | 0        |                 |          | 30        | \$373    | \$683     |           |
| BE13         | DB        | EK       | YD        | BE         | 79204 | ELKHART YARD    | BE13 YDEL13 PULL OUT |          | 30    |           |              |                   | 0.0            | 7.1           | 0.0              | 7.1                | 0.0    | 0        |                 |          | 30        | \$374    | \$764     |           |
| BE14         | DB        | EK       | YD        | BE         | 79204 | ELKHART YARD    | BE14 YDEL14 WEST END |          | 30    |           |              |                   | 0.0            | 7.1           | 0.0              | 7.1                | 0.0    | 0        |                 |          | 30        | \$382    | \$879     |           |
| BE15         | DB        | EK       | YD        | BE         | 79204 | ELKHART YARD    | BE15 YDEL15 PULL OUT |          | 30    |           |              |                   | 0.0            | 7.1           | 0.0              | 7.1                | 0.0    | 0        |                 |          | 30        | \$364    | \$432     |           |
| BE16         | DB        | EK       | YD        | BE         | 79204 | ELKHART YARD    | BE16 YDEL16 WEST END |          | 30    |           |              |                   | 0.0            | 7.1           | 0.0              | 7.1                | 0.0    | 0        |                 |          | 30        | \$375    | \$742     |           |
| BE19         | DB        | EK       | YD        | BE         | 79204 | ELKHART YARD    | BE19 YDEX02 ENG EXCH |          | 20    |           |              |                   | 0.0            | 11.6          | 0.0              | 11.6               | 4.1    | 18       | 20              | 20       | 1         | \$678    | \$1,605   |           |
| BE21         | DB        | EK       | YD        | BE         | 79204 | ELKHART YARD    | BE21 YDEL21 HUMP     |          | 30    |           |              |                   | 0.0            | 7.4           | 0.0              | 7.4                | 1.0    | 2        |                 |          | 30        | \$359    | \$606     |           |
| BE22         | DB        | EK       | YD        | BE         | 79204 | ELKHART YARD    | BE22 YDEL22 HUMP     |          | 30    |           |              |                   | 0.0            | 7.3           | 0.0              | 7.3                | 1.8    | 2        |                 |          | 30        | \$371    | \$1,016   |           |
| BE23         | DB        | EK       | YD        | BE         | 79204 | ELKHART YARD    | BE23 YDEL23          |          | 30    |           |              |                   | 0.0            | 7.1           | 0.0              | 7.1                | 0.0    | 0        |                 |          | 30        | \$370    | \$774     |           |
| BE24         | DB        | EK       | YD        | BE         | 79204 | ELKHART YARD    | BE24 YDEL24 WEST END |          | 30    |           |              |                   | 0.0            | 7.2           | 0.0              | 7.2                | 0.2    | 1        |                 |          | 30        | \$370    | \$744     |           |
| BE25         | DB        | EK       | YD        | BE         | 79204 | ELKHART YARD    | BE25 YDEL25          |          | 30    |           |              |                   | 0.0            | 7.1           | 0.0              | 7.1                | 0.2    | 1        |                 |          | 31        | \$369    | \$861     |           |
| BE26         | DB        | EK       | YD        | BE         | 79204 | ELKHART YARD    | BE26 YDEL26 WEST END |          | 30    |           |              |                   | 0.0            | 7.1           | 0.0              | 7.1                | 0.0    | 0        |                 |          | 30        | \$765    | \$2,025   |           |
| BE27         | DB        | EK       | YD        | BE         | 79204 | ELKHART YARD    | BE27 YDEL27 WE SH IN |          | 25    |           |              |                   | 0.0            | 10.7          | 0.0              | 10.7               | 3.7    | 20       | 25              | 25       |           | \$365    | \$750     |           |
| BE41         | DB        | EK       | YD        | BE         | 79204 | ELKHART YARD    | BE41 YDEL31 HUMP     |          | 30    |           |              |                   | 0.0            | 7.4           | 0.0              | 7.4                | 0.3    | 3        |                 |          | 30        | \$362    | \$358     |           |
| BE42         | DB        | EK       | YD        | BE         | 79204 | ELKHART YARD    | BE42 YDEL32 HUMP     |          | 30    |           |              |                   | 0.0            | 7.2           | 0.0              | 7.2                | 1.7    | 1        |                 |          | 30        | \$369    | \$945     |           |
| BE43         | DB        | EK       | YD        | BE         | 79204 | ELKHART YARD    | BE43 YDEL33          |          | 30    |           |              |                   | 0.0            | 7.1           | 0.9              | 7.1                | 0.0    | 0        |                 |          | 30        | \$341    | \$713     |           |
| BE45         | DB        | EK       | YD        | BE         | 79204 | ELKHART YARD    | BE45 YDEL35          |          | 30    |           |              |                   | 0.0            | 7.1           | 0.0              | 7.1                | 0.0    | 0        |                 |          | 30        | \$363    | \$327     |           |
| BE46         | DB        | EK       | YD        | BE         | 79204 | ELKHART YARD    | BE46 YDEL36 WEST END |          | 30    |           |              |                   | 0.0            | 6.9           | 0.0              | 6.9                | 0.0    | 0        |                 |          | 28        | \$365    | \$642     |           |
| BE47         | DB        | EK       | YD        | BE         | 79204 | ELKHART YARD    | BE47 YDEL37 WEST END |          | 28    |           |              |                   | 0.0            | 11.9          | 0.0              | 11.9               | 3.9    | 4        | 4               | 4        |           | \$643    | \$127     |           |
| BE67         | DB        | EK       | YD        | BE         | 79204 | ELKHART YARD    | BE67 RELIEF JOB      |          | 4     |           |              |                   | 0.0            | 10.2          | 0.0              | 10.2               | 4.5    | 1        | 2               | 2        | 1         | \$541    | \$259     |           |
| BE87         | DB        | EK       | YD        | BE         | 79204 | ELKHART YARD    | BE87 YARD EXTRA      |          | 2     |           |              |                   | 0.0            | 11.8          | 0.0              | 11.8               | 3.8    | 22       | 22              | 22       |           | \$641    | \$1,113   |           |
| BE88         | DB        | EK       | YD        | BE         | 79204 | ELKHART YARD    | BE88 YD ENG/EXCHANGE |          | 2     |           |              |                   | 0.0            | 10.6          | 0.0              | 10.6               | 3.5    | 8        | 10              | 10       |           | \$552    | \$550     |           |
| BE89         | DB        | EK       | YD        | BE         | 79204 | ELKHART YARD    | BE89 YARD EXTRA      |          | 10    |           |              |                   | 0.0            | 10.5          | 0.0              | 10.5               | 2.5    | 1        | 1               | 1        |           | \$497    | \$14      |           |
| BE90         | DB        | EK       | YD        | BE         | 79204 | ELKHART YARD    | BE90 EXTRA HUMP      |          | 1     |           |              |                   | 0.0            | 8.9           | 0.0              | 8.9                | 5.2    | 2        | 7               | 7        |           | \$451    | \$133     |           |
| BE91         | DB        | EK       | YD        | BE         | 79204 | ELKHART YARD    | BE91 EXTRA PULLER    |          | 7     |           |              |                   | 0.0            | 7.0           | 0.0              | 7.0                | 0.0    | 0        | 1               | 1        |           | \$332    | \$7       |           |
| BE93         | DB        | EK       | YD        | BE         | 79204 | ELKHART YARD    | BE93 EXTRA PULLER    |          | 1     |           |              |                   | 0.0            | 11.8          | 0.0              | 11.8               | 3.8    | 22       | 22              | 22       |           | \$667    | \$1,734   |           |
| BE94         | DB        | EK       | YD        | BE         | 79204 | ELKHART YARD    | BE94 EXTRA YARD      |          | 22    |           |              |                   | 0.0            | 9.9           | 0.0              | 9.9                | 3.8    | 12       |                 |          | 20        | \$238    | \$529     |           |
| 80U          | DB        | TO       | YD        | BU         | 79206 | TOLEDO YARD     | 80UBU MAUMEE UTILITY |          | 20    |           |              |                   | 0.0            | 8.2           | 0.0              | 8.2                | 1.8    | 8        |                 |          | 21        | \$196    | \$29      |           |
| 81U          | DB        | TO       | YD        | BT         | 79206 | TOLEDO YARD     | 81UBT MEGA YD UTIL   |          | 21    |           |              |                   | 0.0            | 7.6           | 0.0              | 7.6                | 1.9    | 3        | 22              | 22       |           | \$380    | \$1,982   |           |
| BO01         | DB        | TO       | YD        | BO         | 79206 | TOLEDO YARD     | BO01 TOLEDO YARD     |          | 22    |           |              |                   | 0.0            | 11.1          | 0.0              | 11.1               | 3.6    | 19       | 22              | 22       |           | \$591    | \$2,357   |           |
| BO02         | DB        | TO       | YD        | BO         | 79206 | TOLEDO YARD     | BO02 TOLEDO          |          | 22    |           |              |                   | 0.0            | 8.0           | 0.0              | 8.0                | 2.3    | 5        | 20              | 20       |           | \$402    | \$2,980   |           |
| BO03         | DB        | TO       | YD        | BO         | 79206 | TOLEDO YARD     | BO03 HOMESTEAD YARD  |          | 20    |           |              |                   | 0.0            | 7.2           | 0.0              | 7.2                | 0.0    | 0        |                 |          | 21        | \$374    | \$1,854   |           |
| BO18         | DB        | TO       | YD        | BO         | 79206 | TOLEDO YARD     | BO18 TOLEDO R/C      |          | 21    |           |              |                   | 0.0            | 8.2           | 0.0              | 8.2                | 1.5    | 9        |                 |          | 19        | \$394    | \$1,526   |           |
| BO21         | DB        | TO       | YD        | BO         | 79206 | TOLEDO YARD     | BO21 TOL SUN OIL R/C |          | 19    |           |              |                   | 0.0            | 7.1           | 0.0              | 7.1                | 0.0    | 0        | 7               | 24       | 20        |          | \$398     | \$727     |
| BO22         | DB        | TO       | YD        | BO         | 79206 | TOLEDO YARD     | BO22 TOLEDO R/C      |          | 24    |           |              |                   | 0.0            | 9.1           | 0.0              | 9.1                | 2.7    | 13       | 22              | 22       | 22        |          | \$652     | \$2,237   |
| BO23         | DB        | TO       | YD        | BO         | 79206 | TOLEDO YARD     | BO23 HOMESTD YD      |          | 22    |           |              |                   | 0.0            | 9.7           | 0.0              | 9.7                | 2.2    | 16       | 19              | 19       | 19        |          | \$715     | \$961     |
| BO24         | DB        | TO       | YD        | BO         | 79206 | TOLEDO YARD     | BO24 TOLEDO          |          | 19    |           |              |                   | 0.0            | 11.2          | 0.0              | 11.2               | 3.2    | 13       | 13              | 13       |           | \$587    | \$983     |           |
| BO28         | DB        | TO       | YD        | BO         | 79206 | TOLEDO YARD     | BO28 HOMESTEAD       |          | 13    |           |              |                   | 0.0            | 7.7           | 0.0              | 7.7                | 0.9    | 9        | 13              | 30       | 30        |          | \$459     | \$1,242   |
| BO40         | DB        | TO       | YD        | BO         | 79206 | TOLEDO YARD     | BO40 TOLEDO R/C      |          | 30    |           |              |                   | 0.0            | 8.2           | 0.0              | 8.2                | 4.3    | 3        | 14              | 14       |           | \$411    | \$504     |           |
| BO62         | DB        | TO       | YD        | BO         | 79206 | TOLEDO YARD     | XBOS62 HOMESTEAD     |          | 14    |           |              |                   | 0.0            | 10.4          | 0.0              | 10.4               | 2.4    | 1        | 1               | 1        |           | \$486    | \$36      |           |
| BO94         | DB        | TO       | YD        | BO         | 79206 | TOLEDO YARD     | BO94 TOLEDO EX YD    |          | 1     |           |              |                   | 0.0            | 11.1          | 0.0              | 11.1               | 3.5    | 27       | 30              | 30       |           | \$581    | \$1,498   |           |
| BT04         | DB        | TO       | YD        | BT         | 79206 | TOLEDO YARD     | BT04 YDAL04 OLIVE ST |          | 30    |           |              |                   | 0.0            | 7.3           | 0.0              | 7.3                | 0.0    | 0        | 1               | 1        |           | \$336    | \$7       |           |
| BT06         | DB        | TO       | YD        | BT         | 79206 | TOLEDO YARD     | BT06 EXTRA YARD JOB  |          | 1     |           |              |                   | 0.0            | 9.7           | 0.0              | 9.7                | 2.1    | 21       | 25              | 25       |           | \$504    | \$831     |           |
| BT11         | DB        | TO       | YD        | BT         | 79206 | TOLEDO YARD     | BT11 YDAL11 VIA ALEX |          | 25    |           |              |                   | 0.0            | 10.4          | 0.0              | 10.4               | 2.7    | 19       | 21              | 21       |           | \$500    | \$1,046   |           |
| BT28         | DB        | TO       | YD        | BT         | 79206 | TOLEDO YARD     | BT28 MEGA YD         |          | 21    |           |              |                   | 0.0            | 9.5           | 0.0              | 9.5                | 2.3    | 16       | 22              | 22       |           | \$444    | \$415     |           |
| BT30         | DB        | TO       | YD        | BT         | 79206 | TOLEDO YARD     | BT30 MEGA YARD       |          | 22    |           |              |                   | 0.0            | 10.2          | 0.0              | 10.2               | 3.1    | 15       | 20              | 20       |           | \$489    | \$1,801   |           |
| BT36         | DB        | TO       | YD        | BT         | 79206 | TOLEDO YARD     | BT36 NASBY (MEGA YD) |          | 20    |           |              |                   | 0.0            | 8.1           | 0.0              | 8.1                | 1.6    | 11       | 30              | 30       |           | \$380    | \$1,723   |           |
| BT40         | DB        | TO       | YD        | BT         | 79206 | TOLEDO YARD     | BT40 YDAL64 MEGA TRM |          | 30    |           |              |                   | 0.0            | 10.7          | 0.0              | 10.7               | 3.1    | 27       | 30              | 30       |           | \$560    | \$1,363   |           |
| BT50         | DB        | TO       | YD        | BT         | 79206 | TOLEDO YARD     | BT50 AIRLINE         |          | 30    |           |              |                   | 0.0            | 7.6           | 0.0              | 7.6                | 1.4    | 4        | 21              | 21       |           | \$354    | \$347     |           |
| BT53         | DB        | TO       | YD        | BT         | 79206 | TOLEDO YARD     | BT53 MEGA YARD       |          | 21    |           |              |                   | 0.0            | 10.1          | 0.0              | 10.1               | 3.2    | 5        | 7               | 7        |           | \$527    | \$149     |           |
| BT60         | DB        | TO       | YD        | BT         | 79206 | TOLEDO YARD     | MEGA YD EXTRA        |          | 7     |           |              |                   |                |               |                  |                    |        |          |                 |          |           |          |           |           |

| Train Symbol | Crew Dist | Sub Dist | ASGN POOL | CREW DISTR | RIN   | RIN Description              | CALL_DESC            | CALL_CMT                             | Count | AVG LOADS | AVG EMPTIES | AVG MAX CARS HNDL | Asgn - Dpt Avg | Dpt - Arr Avg | Arr - Tie Up Avg | Total On Duty Time | Avg OT | OT Count | ENGR RUN MILE: S | Engineer | Conductor | Brakeman | Crew Rate | Other Exp |         |
|--------------|-----------|----------|-----------|------------|-------|------------------------------|----------------------|--------------------------------------|-------|-----------|-------------|-------------------|----------------|---------------|------------------|--------------------|--------|----------|------------------|----------|-----------|----------|-----------|-----------|---------|
| BU92         | DB        | TO       | YD        | BU         | 79206 | TOLEDO YARD                  | BU92 MAUMEE EX YD    |                                      | 2     |           |             |                   | 0.0            | 8.6           | 0.0              | 8.6                | 1.7    | 1        |                  | 2        | 2         |          | \$385     | \$34      |         |
| BOK          | DB        | ML       | ZS        | B5         | 79208 | KALAMAZOO YARD               | ZS KAL SWITCHER ZS   | SHOW UP @MH143 R/D SA SU             | 5     | 12        | 6           | 17                | 0.6            | 7.3           | 0.8              | 8.6                | 3.5    | 3        | 001              | 5        | 5         | 4        |           |           |         |
| BZ02         | DB        | ML       | YD        | BZ         | 79208 | KALAMAZOO YARD               | BZ02 KALAMAZO BOT YD |                                      | 15    |           |             |                   | 0.0            | 9.6           | 0.0              | 9.6                | 3.3    | 11       |                  | 15       | 15        | 15       | \$803     | \$1,373   |         |
| BG01         | DB        | ML       | YD        | BG         | 79209 | GRAND RAPIDS YARD            | BG01 YDGR01 GDRAP YD |                                      | 20    |           |             |                   | 0.0            | 11.7          | 0.0              | 11.7               | 3.7    | 20       |                  | 20       | 20        | 20       | \$869     | \$538     |         |
| BG02         | DB        | ML       | YD        | BG         | 79209 | GRAND RAPIDS YARD            | BG02 YDGR02 FISH BDY |                                      | 18    |           |             |                   | 0.0            | 10.9          | 0.0              | 10.9               | 2.9    | 18       |                  | 18       | 18        | 18       | \$799     | \$1,163   |         |
| BG31         | DB        | ML       | YD        | BG         | 79209 | GRAND RAPIDS YARD            | BG31 YDGR31 YARD YD  |                                      | 18    |           |             |                   | 0.0            | 12.2          | 0.0              | 12.2               | 4.2    | 18       |                  | 18       | 18        | 18       | \$947     | \$767     |         |
| BG90         | DB        | ML       | YD        | BG         | 79209 | GRAND RAPIDS YARD            | BG90 GRAPIDS EXTRA   |                                      | 2     |           |             |                   | 0.0            | 10.6          | 0.0              | 10.6               | 2.6    | 2        |                  | 2        | 2         | 2        | \$741     | \$188     |         |
| B1U          | DB        | MB       | YD        | BN         | 79212 | MARION YARD                  | EXTRA UTILITY        |                                      | 2     |           |             |                   | 0.0            | 7.1           | 0.0              | 7.1                |        | 0        |                  |          |           |          | \$141     |           |         |
| BN01         | DB        | MB       | YD        | BN         | 79212 | MARION YARD                  | BN01 YSMI01 MARION   |                                      | 19    |           |             |                   | 0.0            | 8.1           | 0.0              | 8.1                | 1.8    | 4        |                  | 19       | 19        | 17       | \$554     | \$497     |         |
| BN03         | DB        | MB       | YD        | BN         | 79212 | MARION YARD                  | BN03 YSMI03 MARION   |                                      | 18    |           |             |                   | 0.0            | 11.8          | 0.0              | 11.8               | 3.8    | 18       |                  | 18       | 18        | 7        | \$700     | \$409     |         |
| BN04         | DB        | MB       | YD        | BN         | 79212 | MARION YARD                  | BN04 YSMI04 MARION   |                                      | 22    |           |             |                   | 0.0            | 8.9           | 0.0              | 8.9                | 1.8    | 13       |                  | 22       | 22        |          | \$479     | \$1,354   |         |
| BN90         | DB        | MB       | YD        | BN         | 79212 | MARION YARD                  | MARION EXTRA JOB     |                                      | 4     |           |             |                   | 0.0            | 7.8           | 0.0              | 7.8                | 0.3    | 1        |                  | 4        | 4         |          | \$340     | \$346     |         |
| BN91         | DB        | MB       | YD        | BN         | 79212 | MARION YARD                  | MARION YD EXTRA JOB  |                                      | 2     |           |             |                   | 0.0            | 9.6           | 0.0              | 9.6                | 4.0    | 1        |                  | 2        | 2         |          | \$554     | \$7       |         |
| BJ01         | DB        | ML       | YD        | BJ         | 79217 | JACKSON YARD                 | BJ01 YDJA01          |                                      | 20    |           |             |                   | 0.0            | 11.6          | 0.0              | 11.6               | 4.0    | 19       |                  | 20       | 20        |          | \$935     | \$546     |         |
| BC04         | DB        | CH       | YD        | BC         | 79240 | COLEHOURL YARD (CHICAGO)     | BC04 COLEHOURL       |                                      | 28    |           |             |                   | 0.0            | 10.4          | 0.0              | 10.4               | 3.7    | 22       |                  | 27       | 27        | 6        | \$667     | \$1,679   |         |
| BC33         | DB        | CH       | YD        | BC         | 79240 | COLEHOURL YARD (CHICAGO)     | BC33 COLEHOURL       |                                      | 20    |           |             |                   | 0.0            | 10.6          | 0.0              | 10.6               | 3.5    | 17       |                  | 20       | 20        |          | \$882     | \$1,521   |         |
| B21          | DB        | TE       | SS        | B1         | 79300 | TRAIN OPNS-CLEVELAND-TOLEDO  | SS SAND SWT 6 DAY SS | S/UP SAT OFF SANDUSKY ONL            | 25    | 12        | 6           | 60                | 1.9            | 10.0          | 0.5              | 12.4               | 4.4    | 25       | 001              | 25       | 25        | 25       | \$990     | \$479     |         |
| B25          | LA        | FW       | FS        | B1         | 79300 | TRAIN OPNS-CLEVELAND-TOLEDO  | FS FREMO LOC B25 FS  | SHOW UP                              | 19    | 32        | 27          | 36                | 0.7            | 7.4           | 0.5              | 8.6                | 3.2    | 11       | 001              | 19       | 19        | 19       | \$723     | \$454     |         |
| B31          | LA        | LE       | BL        | B1         | 79300 | TRAIN OPNS-CLEVELAND-TOLEDO  | BL FREMO LOC B31 BL  | SHOW UP                              | 19    | 12        | 28          | 56                | 3.4            | 7.9           | 1.3              | 12.5               | 4.5    | 19       | 001              | 19       | 19        | 19       | \$1,034   | \$1,021   |         |
| B58          | DB        | TW       | TE        | B2         | 79300 | TRAIN OPNS-CLEVELAND-TOLEDO  | TE TOLED-ELKHA TE    |                                      | 1     | 60        | 41          | 101               | 2.2            | 0.4           | 2.2              | 4.7                |        | 0        |                  | 143      | 1         | 1        |           |           |         |
| B90          | DB        | TE       | XT        | B1         | 79300 | TRAIN OPNS-CLEVELAND-TOLEDO  | XT TOLED-TOLED TFX   | TAXI TO SANDUSKY                     | 14    | 48        | 14          | 50                | 1.6            | 9.9           | 0.4              | 11.8               | 4.7    | 12       |                  | 123      | 14        | 14       | 12        | \$821     | \$1,050 |
| B90          | DB        | TW       | MX        | B9         | 79300 | TRAIN OPNS-CLEVELAND-TOLEDO  | MX MARION EX/TX MX   | W/TAXI ASSIST SE LATE CALL, II       | 1     | 38        | 79          | 117               | 0.5            | 10.8          | 0.5              | 11.8               | 3.8    | 1        |                  | 143      | 1         | 1        |           |           |         |
| B91          | DB        | TE       | XT        | B1         | 79300 | TRAIN OPNS-CLEVELAND-TOLEDO  | XT TOLED-TOLED TFX   | 1 OR MORE TAXI TO KINGSWAY CHECK 1   | 1     | 32        | 37          | 69                | 1.7            | 0.6           | 0.1              | 2.4                |        | 0        |                  | 001      | 1         | 1        |           | \$311     |         |
| B92          | DB        | TW       | XF        | B2         | 79300 | TRAIN OPNS-CLEVELAND-TOLEDO  | XF TOLED-ELKHA TFX   | TAXI TO BUTLER                       | 2     | 40        | 23          | 166               | 2.2            | 5.9           | 1.6              | 9.8                | 4.4    | 1        |                  | 143      | 2         | 2        |           |           |         |
| B93          | DB        | TE       | XT        | B1         | 79300 | TRAIN OPNS-CLEVELAND-TOLEDO  | XT TOLED-TOLED TFX   |                                      | 1     |           |             |                   | 1.8            | 10.1          | 0.6              | 12.5               | 4.5    | 1        |                  | 001      | 1         | 1        |           | \$992     | \$30    |
| L48          | DB        | TE       | FS        | B1         | 79300 | TRAIN OPNS-CLEVELAND-TOLEDO  | FS FAIRL SWTICH FS   | SHOW UP R/D'S SAT & SUN              | 19    | 3         | 3           | 7                 | 0.5            | 6.5           | 0.3              | 7.3                | 2.5    | 8        |                  | 001      | 19        | 19       | 12        | \$561     | \$227   |
| B23          | DB        | TW       | ES        | B2         | 79310 | TRAIN OPNS-TOLEDO-ELKHART    | ES ELKHA-SWITC ES    | SHOW UP REST SAT/SUN                 | 20    | 8         | 8           | 47                | 4.9            | 4.6           | 1.4              | 10.8               | 3.0    | 19       |                  | 100      | 20        | 20       | \$1,057   | \$1,077   |         |
| B38          | DB        | TW       | BL        | B2         | 79310 | TRAIN OPNS-TOLEDO-ELKHART    | BL BRYAN SWITC BL    | SHOW UP (OFF SAT)                    | 25    | 8         | 9           | 39                | 2.4            | 7.7           | 1.2              | 11.3               | 4.3    | 21       |                  | 001      | 25        | 25       | \$588     | \$63      |         |
| B39          | DB        | TW       | BL        | B2         | 79310 | TRAIN OPNS-TOLEDO-ELKHART    | BL BRYAN SWITC BL    | SHOW UP REST DAYS FRU/SAT            | 21    | 7         | 5           | 46                | 3.2            | 5.9           | 1.4              | 10.5               | 3.3    | 17       |                  | 001      | 21        | 21       | \$573     | \$35      |         |
| B40          | DB        | TW       | BL        | B2         | 79310 | TRAIN OPNS-TOLEDO-ELKHART    | BL BRYAN SWITC BL    | S/UP 130'DH S/S OFF                  | 19    | 23        | 20          | 46                | 4.0            | 4.2           | 1.0              | 9.2                | 2.8    | 14       |                  | 001      | 19        | 19       | \$538     | \$462     |         |
| B41          | DB        | TW       | TZ        | B2         | 79310 | TRAIN OPNS-TOLEDO-ELKHART    | TZ TOLEDO LOCAL TZ   | S/UP OFF SAT                         | 27    | 28        | 21          | 50                | 2.2            | 5.9           | 1.1              | 9.1                | 2.5    | 16       |                  | 001      | 27        | 27       | \$492     | \$393     |         |
| B43          | DB        | TW       | BL        | B2         | 79310 | TRAIN OPNS-TOLEDO-ELKHART    | BL BRYAN SWITC BL    | S/UP 130'DH VACY S/S OFF             | 19    | 9         | 6           | 27                | 3.7            | 6.3           | 0.9              | 10.8               | 4.1    | 15       |                  | 001      | 19        | 19       | \$603     | \$81      |         |
| B58          | DB        | TW       | TE        | B2         | 79310 | TRAIN OPNS-TOLEDO-ELKHART    | TE TOLED-ELKHA TE    |                                      | 1     | 3         | 18          | 21                | 0.4            | 6.0           | 0.7              | 7.1                |        | 0        |                  | 143      | 1         | 1        | \$353     | \$30      |         |
| B90          | DB        | TW       | TE        | B2         | 79310 | TRAIN OPNS-TOLEDO-ELKHART    | TE ELKHA-TOLED A TE  |                                      | 11    | 21        | 35          | 45                | 2.5            | 4.2           | 1.3              | 8.0                | 2.9    | 4        |                  | 143      | 14        | 14       | \$493     | \$497     |         |
| B91          | DB        | TW       | WK        | B2         | 79310 | TRAIN OPNS-TOLEDO-ELKHART    | WK ELK-TOLEDO WK     | TAXI TOWARD TOLEDO ... 1 OR MORE CHI | 5     | 11        | 74          | 117               | 1.5            | 5.5           | 2.4              | 9.4                | 3.0    | 3        |                  | 143      | 5         | 5        | \$445     | \$152     |         |
| 01U          | DB        | CG       | UB        | B3         | 79320 | TRAIN OPNS-ELKHART-CHICAGO   | UB B HRBR UTILITY UB |                                      | 1     | 100       | 100         | 90                | 0.6            | 7.3           | 0.0              | 7.9                |        | 0        |                  | 001      |           |          | 1         | \$129     |         |
| 91U          | DB        | CG       | UB        | B3         | 79320 | TRAIN OPNS-ELKHART-CHICAGO   | UB B HRBR UTILITY UB | XTRA UTILITY                         | 2     | 75        | 75          | 125               | 0.1            | 8.9           | 0.6              | 9.6                | 3.7    | 1        |                  | 001      |           | 2        | \$190     |           |         |
| B45          | DB        | CG       | SB        | B3         | 79320 | TRAIN OPNS-ELKHART-CHICAGO   | B55 S.BEND-DILL SB   | S/UP OFF F/S                         | 20    | 41        | 36          | 81                | 2.6            | 4.5           | 0.5              | 7.6                | 3.1    | 7        |                  | 001      | 20        | 20       | \$442     | \$347     |         |
| B55          | DB        | CG       | SB        | B3         | 79320 | TRAIN OPNS-ELKHART-CHICAGO   | B55 S.BEND-DILL SB   | S/UP S/S-OFF NO OUTPOST              | 20    | 56        | 48          | 48                | 0.4            | 5.2           | 0.2              | 5.8                | 0.4    | 3        |                  | 001      | 19        | 19       | 20        | \$590     | \$786   |
| B90          | DB        | CG       | XF        | B3         | 79320 | TRAIN OPNS-BURNS HARBOR      | BH BURNS HARBR SWIT  | XTRA CREW ON ENG REST                | 14    | 93        | 47          | 116               | 1.6            | 6.3           | 1.8              | 9.7                | 2.2    | 12       |                  | 001      | 18        | 18       | \$539     | \$424     |         |
| 20U          | DB        | CG       | UB        | B3         | 79325 | TRAIN OPNS-BURNS HARBOR      | UB B HRBR UTILITY UB | SHOW UP                              | 21    | 113       | 81          | 76                | 0.5            | 6.9           | 0.7              | 8.1                | 0.5    | 11       |                  | 001      |           | 21       | \$182     | \$0       |         |
| 91U          | DB        | CG       | UK        | B4         | 79325 | TRAIN OPNS-BURNS HARBOR      | UK KANKAKEE UTIL UK  | XTRA UTILITY                         | 2     | 83        | 73          | 40                | 0.2            | 7.2           | 0.4              | 7.8                | 0.5    | 1        |                  | 001      |           | 2        |           |           |         |
| B02          | DB        | CG       | BH        | B3         | 79325 | TRAIN OPNS-BURNS HARBOR      | BH BURNS HARBR SWIT  | S/UP @ CD486 S/S-OFF                 | 20    | 32        | 11          | 90                | 1.1            | 7.3           | 0.9              | 9.3                | 1.9    | 15       |                  | 001      | 20        | 20       | \$474     | \$448     |         |
| B03          | DB        | CG       | BH        | B3         | 79325 | TRAIN OPNS-BURNS HARBOR      | BH BURNS HARBR SWIT  | S/UP @ CD486 OFF SAT                 | 25    | 55        | 49          | 73                | 1.4            | 8.1           | 0.6              | 10.1               | 3.6    | 17       |                  | 001      | 25        | 25       | \$523     | \$93      |         |
| B04          | DB        | CG       | BH        | B3         | 79325 | TRAIN OPNS-BURNS HARBOR      | BH BURNS HARBR SWIT  | S/UP @ CD486 S/S-OFF                 | 20    | 77        | 96          | 74                | 1.2            | 7.3           | 0.9              | 9.3                | 2.4    | 13       |                  | 001      | 20        | 20       | \$488     | \$478     |         |
| B05          | DB        | CG       | BH        | B3         | 79325 | TRAIN OPNS-BURNS HARBOR      | BH BURNS HARBR SWIT  | S/UP @ CD486 ONLY S/S-OFF            | 19    | 17        | 19          | 38                | 2.0            | 8.3           | 0.3              | 10.6               | 3.3    | 16       |                  | 001      | 21        | 19       | \$624     | \$225     |         |
| B06          | DB        | CG       | BH        | B3         | 79325 | TRAIN OPNS-BURNS HARBOR      | BH BURNS HARBR SWIT  | S/UP @ CD486 ONLY S/S-OFF            | 26    | 82        | 40          | 124               | 1.9            | 6.7           | 1.1              | 9.6                | 2.4    | 22       |                  | 001      | 26        | 25       | \$484     | \$63      |         |
| B07          | DB        | CG       | BH        | B3         | 79325 | TRAIN OPNS-BURNS HARBOR      | BH BURNS HARBR SWIT  | M-TH @ 8:30P/S/S8A OFF FR            | 21    | 93        | 95          | 67                | 0.4            | 9.9           | 0.3              | 10.7               | 3.2    | 18       |                  | 001      | 21        | 21       | \$553     | \$2,476   |         |
| B09          | DB        | CG       | NC        | B3         | 79325 | TRAIN OPNS-BURNS HARBOR      | NC NEW CARLIS SWT NC | S/UP ON OUT-POST WK 7 DAY            | 30    | 13        | 46          | 105               | 2.7            | 7.9           | 0.9              | 11.2               | 3.3    | 29       |                  | 001      | 30        | 30       | 1         | \$648     | \$5,794 |
| B1T          | DB        | CG       | BH        | B3         | 79325 | TRAIN OPNS-BURNS HARBOR      | BH BURNS HARBR SWIT  | S/UP @ CD486 SUMO OFF                | 21    | 2         | 0           | 14                | 2.6            | 8.6           | 1.8              | 13.0               | 5.0    | 21       |                  | 001      | 21        | 21       | \$710     | \$590     |         |
| B3T          | DB        | CG       | BH        | B3         | 79325 | TRAIN OPNS-BURNS HARBOR      | BH BURNS HARBR SWIT  | S/UP @ CD486 TH/FR-OFF               | 22    | 3         | 14          | 12                | 3.3            | 9.1           | 0.9              | 13.3               | 5.3    | 22       |                  | 001      | 22        | 22       | \$738     | \$832     |         |
| B4T          | DB        | CG       | BH        | B3         | 79325 | TRAIN OPNS-BURNS HARBOR      | BH BURNS HARBR SWIT  | S/UP S/S/M 200P T/FR 130A            | 22    | 28        | 32          | 25                | 2.0            | 7.9           | 1.2              | 11.2               | 4.1    | 19       |                  | 001      | 22        | 22       | \$611     | \$666     |         |
| B61          | DB        | CG       | BH        | B3         | 79325 | TRAIN OPNS-BURNS HARBOR      | BH BURNS HARBR SWIT  | S/UP 4:30 T/W/T 11:59 F/S            | 21    | 46        | 48          | 95                | 0.9            | 7.2           | 0.2              | 8.3                | 2.9    | 8        |                  | 001      | 21        | 21       | \$464     | \$138     |         |
| B91          | DB        | CG       | XF        | B3         | 79325 | TRAIN OPNS-BURNS HARBOR      | XF ELK WEST TURN SW  | TURN SVC - 1 OR MORE - TALK TO CTD - | 5     | 77        | 45          | 118               | 1.2            | 5.5           | 1.8              | 8.5                | 3.5    | 2        |                  | 001      | 5         | 5        | \$462     | \$97      |         |
| 01U          | DB        | CG       | UK        | B4         | 79330 | TRAIN OPNS-KANKAKEE DISTRICT | UK KANKAKEE UTIL UK  | UTILITY TO WORK WITH B1A             |       |           |             |                   |                |               |                  |                    |        |          |                  |          |           |          |           |           |         |

| Train Symbol | Crew Dist | Sub Dist | ASGN POOL | CREW DISTR | RIN   | RIN Description                | CALL_DESC            | CALL_CMT                           | Count | AVG LOADS | AVG EMPTIES | AVG MAX CARS HNDL | Asgn - Dpt Avg | Dpt - Arr Avg | Arr - Tie Up Avg | Total On Duty Time | Avg OT | OT Count | ENGR_RUN MILE S | Engineer | Conductor | Brakemen | Crew Rate | Other Exp |
|--------------|-----------|----------|-----------|------------|-------|--------------------------------|----------------------|------------------------------------|-------|-----------|-------------|-------------------|----------------|---------------|------------------|--------------------|--------|----------|-----------------|----------|-----------|----------|-----------|-----------|
| B45          | DB        | TN       | SL        | B0         | 79340 | TRAIN OPNS-KALAMAZOO-DETROIT   | SL RIVER ROUGE SW SL | S/UP= MON OFF RIVER ROUGE          | 26    | 41        | 29          | 71                | 4.0            | 3.4           | 2.0              | 9.3                | 2.8    | 19       | 001             | 27       | 26        |          | \$558     | \$708     |
| B48          | DB        | ML       | LS        | B5         | 79340 | TRAIN OPNS-KALAMAZOO-DETROIT   | LS LANSING SW 5 DAY  | S/UP F/S OFF                       | 21    | 41        | 31          | 30                | 0.8            | 7.0           | 0.6              | 8.4                | 1.2    | 17       | 001             | 23       | 21        |          | \$436     | \$1,238   |
| B56          | DB        | ML       | ZS        | B5         | 79340 | TRAIN OPNS-KALAMAZOO-DETROIT   | ZS KAL SWITCHER ZS   | S/UP @ MH143 OFF S/S               | 19    | 3         | 7           | 25                | 1.7            | 2.7           | 0.7              | 5.2                |        | 0        | 001             | 19       | 19        | 19       | \$527     | \$404     |
| B57          | DB        | ML       | ZS        | B5         | 79340 | TRAIN OPNS-KALAMAZOO-DETROIT   | ZS KAL SWITCHER ZS   | S/UP @ MH143 ONLY OFF S/S          | 20    | 9         | 1           | 34                | 2.3            | 8.7           | 1.0              | 12.0               | 5.0    | 17       | 001             | 20       | 20        | 20       | \$1,033   | \$1,092   |
| B58          | DB        | ML       | SL        | B0         | 79340 | TRAIN OPNS-KALAMAZOO-DETROIT   | SL RIVER ROUGE SW SL |                                    | 1     | 0         | 0           | 0                 | 3.7            | 2.1           | 0.2              | 6.0                |        | 0        | 001             | 1        | 1         |          |           |           |
| B90          | DB        | ML       | XW        | B5         | 79340 | TRAIN OPNS-KALAMAZOO-DETROIT   | JACK-JACK EXTRA XW   |                                    | 4     | 10        | 0           | 45                | 1.0            | 5.4           | 0.8              | 7.1                | 3.5    | 1        | 094             | 4        | 4         | 1        | \$499     | \$392     |
| B90          | DB        | TW       | EV        | B6         | 79340 | TRAIN OPNS-KALAMAZOO-DETROIT   | EV ELK-KAZ 5D SW EV  |                                    | 1     | 0         | 75          | 75                | 1.4            | 3.0           | 1.2              | 5.6                |        | 0        | 001             | 1        | 1         |          |           |           |
| B92          | DB        | ML       | XW        | B5         | 79340 | TRAIN OPNS-KALAMAZOO-DETROIT   | JACK-KALMAZOO XW     | TAXI TOWARD KALAMAZOO ...1 OR MORI | 1     | 46        | 3           | 49                | 0.7            | 2.8           | 0.2              | 3.7                |        | 0        | 068             | 1        | 1         |          | \$346     |           |
| B17          | DB        | ML       | EV        | B6         | 79350 | TRAIN OPNS-ELKHART-GRAND RAPID | EV ELK-KAZ 6D SW EV  | S/UP @ CD422 OFF DAY SAT           | 23    | 10        | 10          | 33                | 2.7            | 7.6           | 0.9              | 11.2               | 3.7    | 21       | 028             | 23       | 23        |          | \$738     | \$2,332   |
| B22          | DB        | ML       | EV        | B6         | 79350 | TRAIN OPNS-ELKHART-GRAND RAPID | EV ELKHA-VISTU SW EV | S/UP=S/S-OFF OLD BE10              | 20    | 9         | 12          | 39                | 6.1            | 5.1           | 0.6              | 11.8               | 4.0    | 19       | 028             | 23       | 20        |          | \$790     | \$1,043   |
| B47          | DB        | ML       | GR        | B6         | 79350 | TRAIN OPNS-ELKHART-GRAND RAPID | GR GRARAPIDS SWT GR  | S/UP S/S OFF                       | 20    | 29        | 27          | 38                | 1.4            | 7.4           | 0.2              | 9.0                | 3.0    | 12       | 001             | 21       | 20        |          | \$538     | \$886     |
| B49          | DB        | ML       | GR        | B6         | 79350 | TRAIN OPNS-ELKHART-GRAND RAPID | GR GRARAPIDS SWT GR  | S/UP=SU/MO OFF                     | 25    | 53        | 27          | 45                | 1.0            | 8.9           | 0.5              | 10.4               | 3.3    | 21       | 001             | 25       | 25        | 5        | \$564     | \$100     |
| B90          | DB        | ML       | EV        | B6         | 79350 | TRAIN OPNS-ELKHART-GRAND RAPID | EV ELK-KAZ 5D SW EV  |                                    | 4     | 66        | 18          | 68                | 1.5            | 6.8           | 1.0              | 9.3                | 3.2    | 2        | 101             | 4        | 4         | 1        | \$468     | \$229     |
| B32          | DB        | MB       | MS        | B9         | 79380 | TRAIN OPNS-GOSHEN-ANDERSON     | MS MARION SW 5 DAY   | S/UP SUN OFF                       | 23    | 14        | 16          | 36                | 1.7            | 9.8           | 0.4              | 11.9               | 3.9    | 23       | 001             | 23       | 23        |          | \$737     | \$898     |
| B46          | DB        | MB       | MS        | B9         | 79380 | TRAIN OPNS-GOSHEN-ANDERSON     | MS MARION SW 6 DAY   | S/UP 6 DAY LOCAL SAT OFF           | 24    | 9         | 14          | 24                | 1.5            | 7.3           | 0.8              | 9.5                | 2.6    | 17       | 001             | 25       | 24        |          | \$576     | \$1,288   |
| B90          | DB        | MB       | MX        | B9         | 79380 | TRAIN OPNS-GOSHEN-ANDERSON     | MX MARION EXTF MX    | W/TAXI ASSIST SE LATE CALL, II     | 2     | 29        | 63          | 68                | 1.7            | 9.0           | 0.1              | 10.7               | 2.7    | 2        | 088             | 3        | 2         |          | \$714     | \$30      |
| B91          | DB        | MB       | MS        | B9         | 79380 | TRAIN OPNS-GOSHEN-ANDERSON     | MS MARION SW 5 DAY   | SWITCHING MARION YARD              | 1     | 8         | 9           | 9                 | 1.5            | 8.3           | 0.5              | 10.3               | 2.3    | 1        | 001             | 1        | 1         |          | \$528     |           |
| B1J          | DB        | TN       | MS        | B0         | 79390 | TRAIN OPNS-TOLEDO-DETROIT      | MS MONROE SW MS      | S/UP M-F=3.29P/SAT=6.30PM          | 24    | 53        | 30          | 15                | 0.4            | 8.0           | 1.2              | 9.7                | 3.5    | 18       | 001             | 24       | 24        | 24       | \$864     | \$2,462   |
| B58          | DB        | TN       | SL        | B0         | 79390 | TRAIN OPNS-TOLEDO-DETROIT      | SL RIVER ROUGE SW SL |                                    | 11    | 45        | 45          | 89                | 1.5            | 6.3           | 0.9              | 8.6                | 2.3    | 6        | 001             | 11       | 11        |          | \$393     | \$187     |
| B58          | DB        | TN       | SL        | B1         | 79390 | TRAIN OPNS-TOLEDO-DETROIT      | SL RIVER ROUGE SW SL | S/U RIVER ROUGE TAXI TO TOLEDO     | 1     |           |             | 165               | 0.2            | 11.2          | 0.2              | 11.8               | 3.6    | 1        | 001             | 1        | 1         |          | \$393     | \$187     |
| B90          | DB        | TN       | WT        | B0         | 79390 | TRAIN OPNS-TOLEDO-DETROIT      | WX MONROE WK WT      | PER WALT WILSON CALL EXTRA CREW    | 1     | 27        |             | 138               | 2.3            | 3.2           | 0.5              | 6.0                |        | 0        | 001             | 1        | 1         |          | \$313     | \$30      |

# Main Web Page



<http://crewdss.nscorp.com/Default.aspx>

T&E Claims Cube - Microsoft Internet Explorer

File Edit View Favorites Tools Help


Back Search Favorites Media

Address <http://crewdssqa.nscorp.com/> Go Links

 **T&E Claims Cube** 

User: NSCORP\pwfn Power User

## Welcome to the T&E Claims Cube



[Start Cube Browser](#)

**Documentation**

- [Quick Start Guide](#)
- [Users Guide](#)
- [Claim Codes](#)
- [Cube Documentation](#)

© 2005 Norfolk Southern Corporation.  
Please send comments to [IE/OR Claims Cube Support](#).

Local intranet

Once logged on, click on "Power User".

From the "Transportation Reports" screen select the "Claims by Employee Folder".

Double click on the "Top 20 Employee Claims" to open this query.

The screenshot shows a Microsoft Internet Explorer window titled "NS CONFIDENTIAL - Analysis Services Cube Browser - Microsoft Internet Explorer". The browser's address bar and menu bar are visible. On the left side, there is a navigation pane under "Transportation Reports" with a tree view containing the following items:

- Monthly Comparison Reports
- Claims Paid
- T&E Summaries by Claim Code
- Claim Type Family - Accrued Costs
  - DP, NO, NU, UA
- Claims by Type
- Claims by Employee
  - for an EmployeeDivision
  - Top 20 Employee Claims**
- Claims by CostCenterDivision
- Excess Claims for a CostCenterDivision
- Pending Claims
- Mainframe Type Reports
- Expense Category Report
- Manageable Claims Last Month
- Manageable Claims YTD

The main content area is titled "Query Results" and includes a sub-header "AccountingPeriod Default: April, 2006". Below this, there is a table with the following structure:

| Measures             |           |               |
|----------------------|-----------|---------------|
| Gross Amt            | Claim Cnt | Avg Gross Amt |
| Drop row fields here |           |               |

Below the table, it says "Query Time: 0/0/78/31". At the bottom of the browser window, the taskbar shows several open applications including "Inbox", "T&E Ca...", "Microsof...", "Budget ...", "Budget ...", "NS CON...", "Docume...", and "NS CON...". The system tray shows the time as 8:51 AM and the network as Local intranet.

Highlight your Division/Location and hit "OK"

NS CONFIDENTIAL - Analysis Services Cube Browser - Microsoft Internet Explorer

File Edit View Favorites Tools Help

Back Forward Stop Home Search Favorites Media

**Select a member from the list to filter query results**

EmployeeDivision.(All)

- All Division
- NS
- REGIONS
- NORTHERN
- DEARBORN**
- DB/CG
- DB/CH
- DB/CV
- DB/EK
- DB/MB
- DB/ML
- DB/TE
- DB/TN
- DB/TO
- DB/TW

**Note** You can select more than one item in the list by holding down the left mouse button and moving the cursor over one or more items or by clicking items with the Shift or Ctrl key pressed.

OK Cancel

Done Local intranet

Start | [Icons] | [Inbox...] [Micros...] [Budge...] [Burris...] [Sessio...] [T&E d...] [2006 ...] [NS C...] [Pay C...] | 2:50 PM

Here is your output.

NS CONFIDENTIAL - Analysis Services Cube Browser - Microsoft Internet Explorer

File Edit View Favorites Tools Help

Back Forward Home Search Favorites Media

Transportation Reports Field List Charts

**Claims by Employee Top 20 Employee Claims** v2.0.7

Copy to Clipboard | Excel | Change Cubes | MDX | Clear | Properties

AccountingPeriod: Default: April, 2006 EmployeeDivision: DEARBORN

| Employee #              | Measures    |           |               |
|-------------------------|-------------|-----------|---------------|
|                         | Gross Amt   | Claim Cnt | Avg Gross Amt |
| HERMAN, R E (0423983)   | \$13,378.45 | 174       | \$76.89       |
| JOHNSON, F J (0886348)  | \$12,365.43 | 117       | \$105.69      |
| WHITE, R E (0943418)    | \$10,884.39 | 102       | \$106.71      |
| FOSTER, D S (0922243)   | \$10,525.57 | 69        | \$152.54      |
| WILSON, T D (0926499)   | \$10,267.46 | 98        | \$104.77      |
| ALBERTS, F J (0768360)  | \$9,366.92  | 47        | \$199.30      |
| SISK, J L (0679789)     | \$9,293.81  | 96        | \$96.81       |
| MYERS JR, T C (0941941) | \$9,240.51  | 78        | \$118.47      |
| BARBER, T K (0439497)   | \$9,035.13  | 81        | \$111.54      |
| CUTLIP, R L (0874048)   | \$8,973.31  | 61        | \$147.10      |
| RIDEHOOR, K E (0767672) | \$8,925.92  | 49        | \$182.16      |
| BELCHER, T C (0580671)  | \$8,765.17  | 86        | \$101.92      |
| TABB, W I (0885759)     | \$8,667.81  | 82        | \$105.71      |
| HOFFER, M A (0449719)   | \$8,596.67  | 75        | \$114.62      |
| WAGNER, L A (0439847)   | \$8,565.25  | 67        | \$127.84      |
| MIRREAR, T W (0758222)  | \$8,554.04  | 48        | \$178.21      |
| HARTZ, T L (0767293)    | \$8,548.23  | 62        | \$137.87      |
| DEWEY, L T (0580097)    | \$8,469.92  | 92        | \$92.06       |
| DOHEY, T W (0698116)    | \$8,468.00  | 48        | \$176.42      |
| THOMPSON, J D (0767425) | \$8,453.62  | 45        | \$187.86      |

Query Time: 859/31/47/141

NS CONFIDENTIAL

Done Local intranet

Start | Inbox ... | Micros... | Budge... | Burris ... | Sessio... | T&E C... | 2006 ... | NS C... | Pay C... | 2:50 PM



Highlight the time frame you would like and hit "OK".

NS CONFIDENTIAL - Analysis Services Cube Browser - Microsoft Internet Explorer

File Edit View Favorites Tools Help

Back Forward Stop Home Search Favorites Media

**Select a member from the list to filter query results**

AccountingPeriod.(All)

All AccountingPeriod

- 2006
  - January, 2006
  - February, 2006
  - March, 2006
  - April, 2006**
  - May, 2006
- 2005
  - January, 2005
  - February, 2005
  - March, 2005
  - April, 2005
  - May, 2005
  - June, 2005
  - July, 2005

**Note** You can select more than one item in the list by holding down the left mouse button and moving the cursor over one or more items or by clicking items with the Shift or Ctrl key pressed.

OK Cancel

Done Local intranet

Start | [Icons] | [Inbox - ...] | [T&E Clai...] | [Microsof...] | [Budget ...] | [Budget ...] | [NS CON...] | [Docume...] | [NS CON...] | [Icons] | 8:55 AM

Highlight the expenses that you would like to review and hit "OK".

NS CONFIDENTIAL - Analysis Services Cube Browser - Microsoft Internet Explorer

File Edit View Favorites Tools Help

Back Forward Stop Search Favorites Media Print

**Select a member from the list to filter query results**

ExpenseCategory.(All)

All ExpenseCategory

- OTHER PAYROLL
  - 168 - TRAINING PAY
  - 169 - STABILIZATION/SUPPLEMENTAL PAY
  - 199 - PAYROLL - ADJUSTMENTS
- OTHER T&E PAYROLL
  - 124 - REDUCED CREW ALLOWANCES
  - 150 - GUARANTEED X-B - TRAINMEN
  - 158 - ATTENDING COURT-T & E
  - 159 - PERSONAL DAYS-TRAIN&ENGINE
  - 160 - GUARANTEED X-B - ENGINEERS
  - 161 - OTHER TIME PAID NOT WRKD-T&E
- SCHEDULED OVERTIME WAGES
  - 104 - OT-UTILITY TRAINMEN-UTU
  - 105 - OT-HOSTLERS-UTU

Note You can select more than one item in the list by holding down the left mouse button and moving the cursor over one or more items or by clicking items with the Shift or Ctrl key pressed.

OK Cancel

Done Local intranet

Start | Inbox - ... | T&E Cal... | Microsof... | Budget ... | Budget ... | NS CON... | Docume... | NS CON... | 8:55 AM

Highlight your Division or location and hit "OK"

NS CONFIDENTIAL - Analysis Services Cube Browser - Microsoft Internet Explorer

File Edit View Favorites Tools Help

Back Forward Stop Home Search Favorites Media Print Mail

**Select a member from the list to filter query results**

CostCenterDivision.(All)

- All CostCenterDivision
  - NS
    - REGIONS
      - NORTHERN
        - DEARBORN**
          - 37495 - TRAIN OPNS-CHICAGO TERM
          - 79201 - CHICAGO VAN YARD
          - 79202 - CLEVELAND YARD
          - 79204 - ELKHART YARD
          - 79206 - TOLEDO YARD
          - 79208 - KALAMAZOO YARD
          - 79209 - GRAND RAPIDS YARD
          - 79212 - MARION YARD
          - 79217 - JACKSON YARD
          - 79240 - COLEHOUR YARD (CHICAGO)

**Note** You can select more than one item in the list by holding down the left mouse button and moving the cursor over one or more items or by clicking items with the Shift or Ctrl key pressed.

Done Local intranet

Start | Inbox ... | Micros... | Budge... | Burris ... | Sessio... | T&E C... | 2006 ... | Pay C... | NS C... | 2:52 PM

Highlight the employee you would like to inquire on and hit "OK"

The screenshot shows a Microsoft Internet Explorer window titled "NS CONFIDENTIAL - Analysis Services Cube Browser". The browser's address bar is empty. The main content area displays a dialog box with the title "Select a member from the list to filter query results". Below the title is a list box labeled "Employee.(All)" containing the following entries:

- HELVEY, C R (0114640)
- HENDRICKSON, B W (0118504)
- HENINGER, L L (0855946)
- HENTGEN, C W (0903616)
- HERCZEG, J J (0128913)
- HERDT, D J (0119183)
- HERMAN, R E (0423883)**
- HERNANDEZ, S J (0898793)
- HERSHBERGER, J D (0560292)
- HERTZFELD, T R (0092114)
- HEURING JR, R L (0926646)
- HICKS, A W (0118833)
- HIDEY, A J (0151621)
- HIGBIE, S B (0767227)
- HIGGINS, D L (0653506)

Below the list box is a "Note" section: "Note You can select more than one item in the list by holding down the left mouse button and moving the cursor over one or more items or by clicking items with the Shift or Ctrl key pressed." At the bottom of the dialog box are two buttons: "OK" and "Cancel".

The Windows taskbar at the bottom shows the "Start" button, several open application windows (Inbox, Micros..., Budge..., Burris..., Sessio..., T&E Cl..., 2006..., Pay C..., NS C...), and the system tray with the time "2:54 PM" and "Local intranet" indicator.

Here is your output.

NS CONFIDENTIAL - Analysis Services Cube Browser - Microsoft Internet Explorer

File Edit View Favorites Tools Help

Back Forward Home Search Favorites Media

Transportation Reports Field List Charts

Claims Paid - by Train Symbol by Employee v2.0.7

Copy to Clipboard | Excel | Change Cubes | MDX | Clear | Properties

|                    |                  |                           |             |                 |                          |                        |                     |
|--------------------|------------------|---------------------------|-------------|-----------------|--------------------------|------------------------|---------------------|
| <b>Measures</b>    | <b>Gross Amt</b> | <b>AccountingPeriod</b>   | April, 2006 | <b>Employee</b> | HERMAN, R E<br>(0423983) | <b>ExpenseCategory</b> | All ExpenseCategory |
| <b>ClaimStatus</b> | ACCRUED          | <b>CostCenterDivision</b> | DEARBORH    |                 |                          |                        |                     |

| Train     | ClaimType                            |                                   |                                    |                                       |                                     |  |                                    |               |                               |                    |
|-----------|--------------------------------------|-----------------------------------|------------------------------------|---------------------------------------|-------------------------------------|--|------------------------------------|---------------|-------------------------------|--------------------|
|           | AE - PERSONAL AUTO MILEAGE ALLOWANCE | D7 - WEEKEND/HOLIDAY DIFFERENTIAL | HO - HOLIDAY (OTHER THAN CANADIAN) | HW - WORKING HOLIDAY AT OVERTIME RATE | LX - NO MEAL PERIOD PENALTY PAYMENT | LY - NO MEAL PERIOD PENALTY PAYMENT - OT | HT - NEW CARLISLE TRAVEL ALLOWANCE | OT - OVERTIME | RE - REDUCED CREW (ENGINEERS) | ST - STRAIGHT TIME |
| All Train | \$1,033.29                           | \$98.00                           | \$191.56                           | \$379.75                              | \$24.11                             | \$978.20                                 | \$2,011.52                         | \$3,214.36    | \$39.43                       | \$5,408.23         |
| B09       | \$1,033.29                           | \$98.00                           | \$191.56                           | \$379.75                              | \$24.11                             | \$978.20                                 | \$2,011.52                         | \$3,214.36    | \$39.43                       | \$5,408.23         |

Query Time: 28/1/15/47/63

NS CONFIDENTIAL

Done Local intranet

Start | Inbox ... | Micros... | Budge... | Burris ... | Sessio... | T&E C... | 2006 ... | Pay C... | NS C... | 2:54 PM

# Other Useful Budget Related Tips

- Finding a particular NEC, RIN, etc.

CNTRL “F” or EDIT “FIND” - “Find” function allows you to locate information on a document

- What page number am I on?

Position the mouse on the gray box in the scroll bar on the right side of the screen and click on the left button on the mouse. This will give you the specific page number you are looking at.

# Other Useful Budget Related Tips

- Printing the document

Under “File” on the upper toolbar, select the “Print” function and designate what pages you want to print in order to avoid printing the entire document.

- Creating a shortcut to the Transportation Budget Home Page.

On your Internet Explorer, click on Favorites, and “Add” to your list of Favorites. A shortcut will then appear on the left side of your screen for future use.

Questions?